



# NEW COLOUR NOEMI DYE



## 2-IN-1 treatment

This product not only colours the hair and creates a beautiful stain on the skin but it contains nourishing ingredients which will help strengthen, protect the hair and stimulate its growth.



## NOEMI HYBRID DYE

The ph value is 9-10, which means that it penetrates through the hair making the dyes last for about 8 days on the skin and 5/6 weeks on the hair providing an intense final result. The range offers 9 beautiful colours + 1x clear colour corrector meaning you can create a variety of shades and perfectly customise those to your client's needs!

### SPECIFICATION

Vegan  
Pao 12 months  
15ml  
Around 60 uses per tube

### APPLICATION

Mix the noemi dye with the 3% solution in a ratio of 1:1.  
Leave for 10-15 minutes depending on the desired results.

### PROCESSING TIMES

10 minutes for a natural result  
15-minute application for a bolder effect and longer lasting results.  
Tip : remove dye from the front after 60 seconds to create an ombre effect.

### INGREDIENTS

Aqua, Cetearyl alcohol, Triethanolamine, Cetareth 25, Glyceryl monostearate, Paraphenylenediamine, Propylene Glycol, Henna extract, Sodium Sulphite anhydrous, Aloe vera Extract, edta, Ascorbic acid, Green Tea extract, Olive oil



## NOEMI COLOR DESCRIPTION and color depth



In this scale all noemi shades are listed according to their colour depth and intensity of the shades that remain on the skin after tinting. Knowing the pigmentation of noemi dyes can be useful for understanding which ones to use when wanting to achieve a natural or bold effect on the skin.

### LOW TO MID INTENSITY

• Golden blond, copper mahogany, graphite are the lightest colours with a low pigment intensity.  
They leave a very slight stain on the skin making them the perfect shades to be used as colour correctors.  
• Use golden blond to add warmth.  
• Use copper mahogany to add a red tone  
• Use graphite to add coolness to your mixes.

### MEDIUM TO HIGH INTENSITY

Light brown has a medium pigmentation and can be used by itself for dark blondes / soft brunettes.  
Chestnut is a deeper red-brown colour that leaves a beautiful stain on the skin (med/dark pigmentation).  
Medium brown is a warm chocolate brown colour with med/strong pigmentation. can be used by itself or mixed with any blue/green base shades to create a cooler brown.

### GOLDEN



GOLDEN BLOND LIGHT BROWN MEDIUM BROWN DARK BROWN

### RED



COPPER MAHOGANY CHESTNUT

### NATURAL



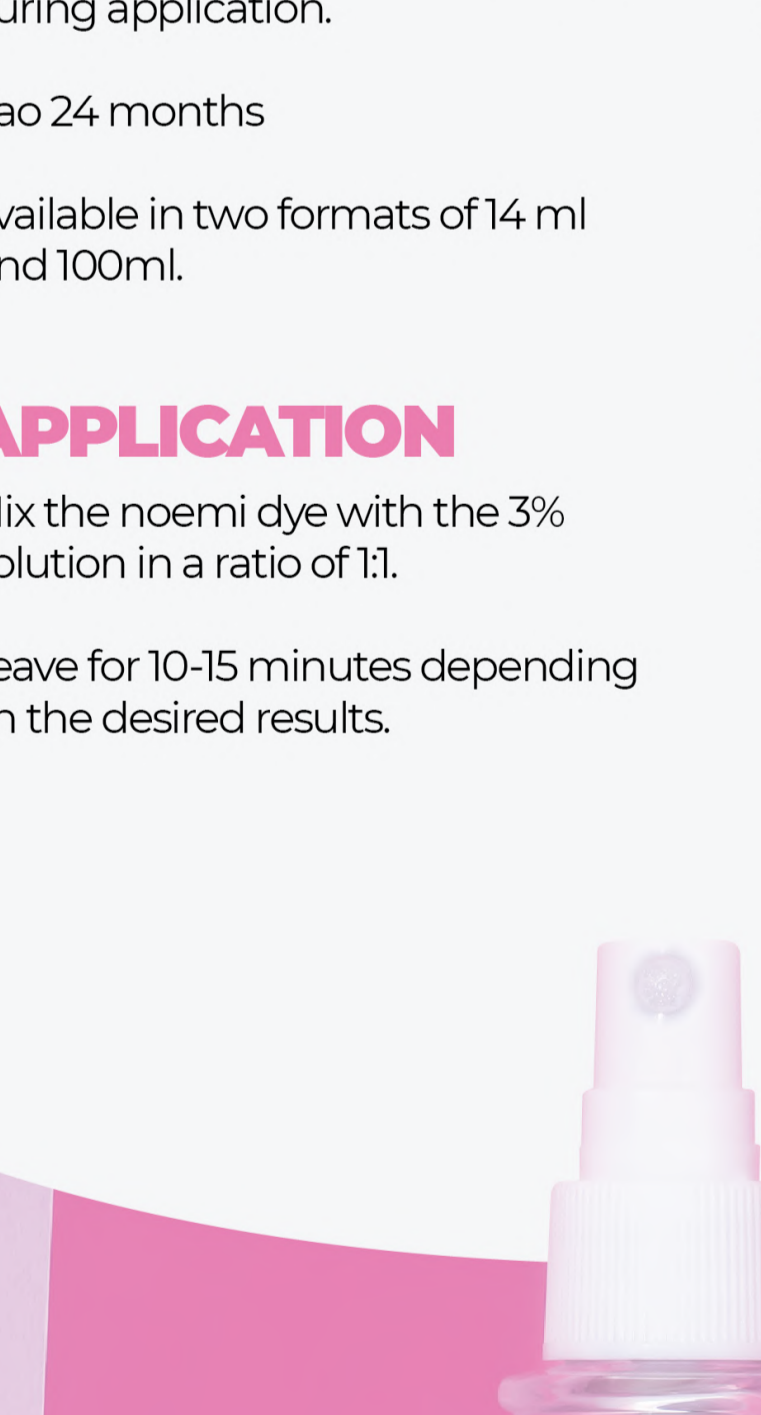
BLACK

### ASH



GRAPHITE BLUE BLACK

## OUR TO GO COLOUR MIXES NOEMI'S FAVOURITE COLOURS & MIXES FOR



### GOLDEN BLOND

YELLOW PIGMENT

### CHESTNUT

COLD RED PIGMENT

### LIGHT BROWN

YELLOW ORANGE PIGMENT

### BLACK

NEUTRAL PIGMENT

### MEDIUM BROWN

ORANGE PIGMENT

### GRAPHITE

BLUE GREEN PIGMENT

### DARK BROWN

RED-ORANGE PIGMENT

### BLUE BLACK

BLUE VIOLET PIGMENT

### COPPER MAHOGANY

RED PIGMENT

## NOEMI 3% DYE SOLUTION

DESIGNED SPECIFICALLY FOR USE WITH THE NOEMI DYE HYBRID TINT COLOURS

## 3% NOEMI DYE SOLUTION



### NOEMI 3% DYE SOLUTION

Thanks to a creamy consistency it facilitates mixing and does not drip during application.

Pao 24 months

Available in two formats of 14 ml And 100ml.

### APPLICATION

Mix the noemi dye with the 3% Solution in a ratio of 1:1.  
Leave for 10-15 minutes depending on the desired results.

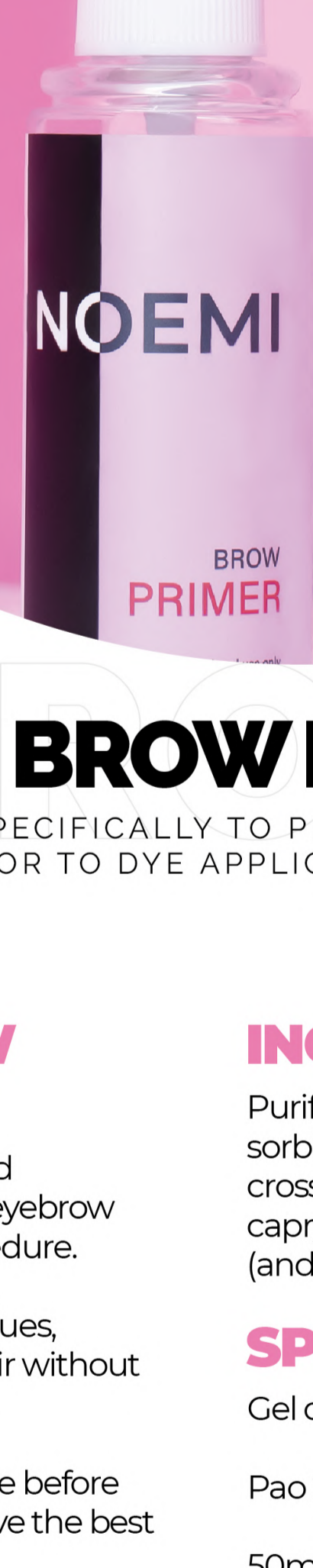
### PROCESSING TIMES

10 minutes for a natural result  
15-minute application for a bolder effect and longer lasting results.

Tip : remove dye from the front after 60 seconds to create an ombre effect

### INGREDIENTS

Aqua, hydrogen peroxide, cetostearyl alcohol, propylene glycol, sodium stannate



## NOEMI BROW PRIMER

DESIGNED SPECIFICALLY TO PREP THE BROWS PRIOR TO DYE APPLICATION

### NOEMI BROW PRIMER

Noemi primer gently and effectively prepares the eyebrow area for the tinting procedure.

Removes the make-up residues, cleanses the skin and hair without drying them

It is recommended to use before each treatment to achieve the best results.

### APPLICATION

Before dye application spray twice on a cotton round and wipe over the brow area thoroughly.

### INGREDIENTS

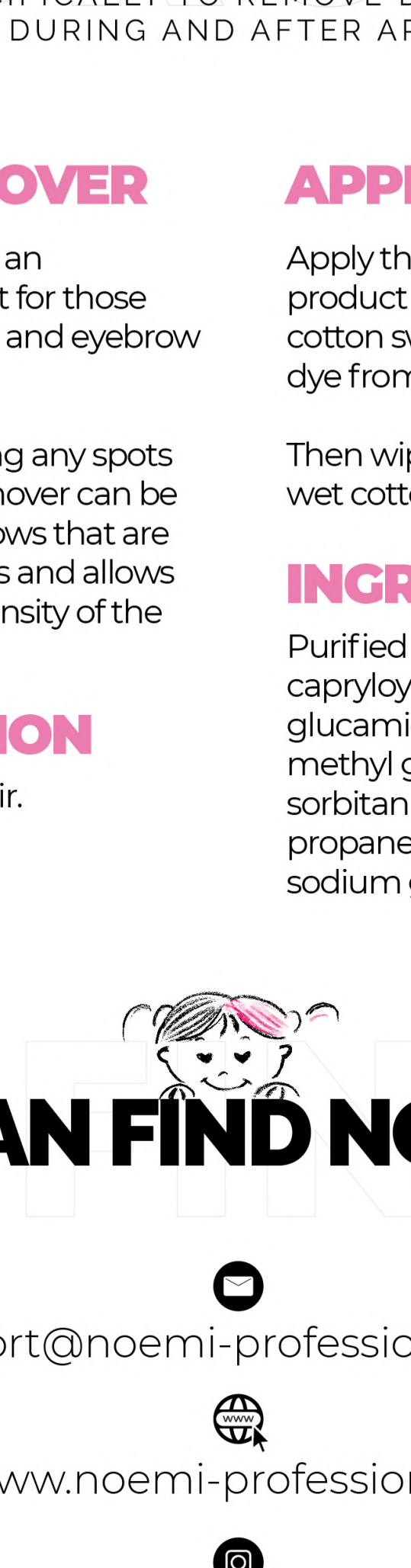
Purified water, propanediol, sorbitan oleate decylglucoside crosspolymer, glycerol, sorbitan caprylate (and) propanediol (and) benzoic acid, lactic acid.

### SPECIFICATION

Gel consistency Ph value is 6-7

Pao 24 months

50ml



## NOEMI REMOVER

DESIGNED SPECIFICALLY TO REMOVE DYE FROM THE BROW AREA DURING AND AFTER APPLICATION

### NOEMI REMOVER

The noemi remover is an indispensable product for those who carry out eyelash and eyebrow tinting treatments.

In addition to removing any spots from the skin, the remover can be used to correct eyebrows that are too dark in some areas and allows you to reduce the intensity of the colour.

### SPECIFICATION

Gentle on skin and hair.  
Ph 5-6  
Pao 24 months  
50ml

### APPLICATION

Apply the noemi remover product to a cotton pad or cotton swab and remove the dye from the desired area.

Then wipe the same area with a wet cotton round/tip.

### INGREDIENTS

Purified water, rose water, capryloyl - caproyl methyl glucamide (and) lauryl/miristoyl methyl glucamide, glycerine, sorbitan caprylate (and) benzoic acid, sodium gluconate.

## YOU CAN FIND NOEMI ON:

export@noemi-professional.com

www.noemi-professional.com

noemi\_professional

