





HOW TO ASSEMBLE MOTOR



STEP 1.
Take out filter cover and air diffuser.
And open the wire cover.




STEP 2.
Mount new motor by inserting red
and black wires through the wire
hole first.



STEP 3.
Screw the bolts into motor mount holes.

STEP 4. CONNECT WIRES



BAUUSA™

11 AMITY ST., PATERSON, NJ 07522
973-904-3200 www.bauusa.com