



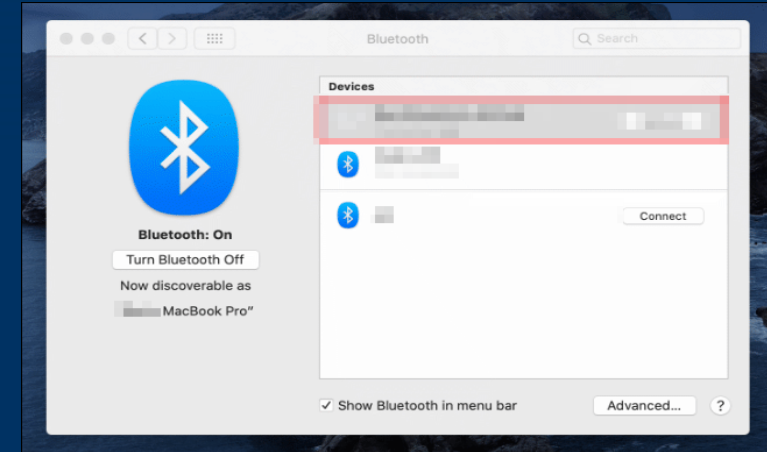
W O M B A T

WILLOW PRO INSTRUCTION

- ▶ How to pair the WILLOW Pro to your Bluetooth host computer



1. First, set the Bluetooth on your MAC or PC to OFF




2. Then press and hold the "Fn" key, and then press B1/B2/B3 for three seconds.

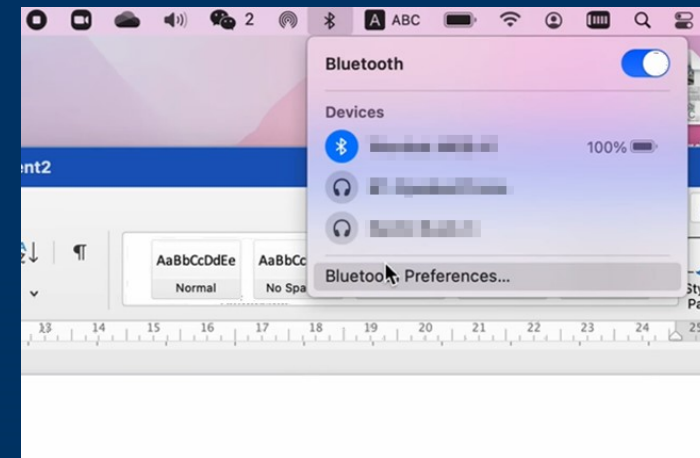




3. Indication LEDs located beside these three keys will blink

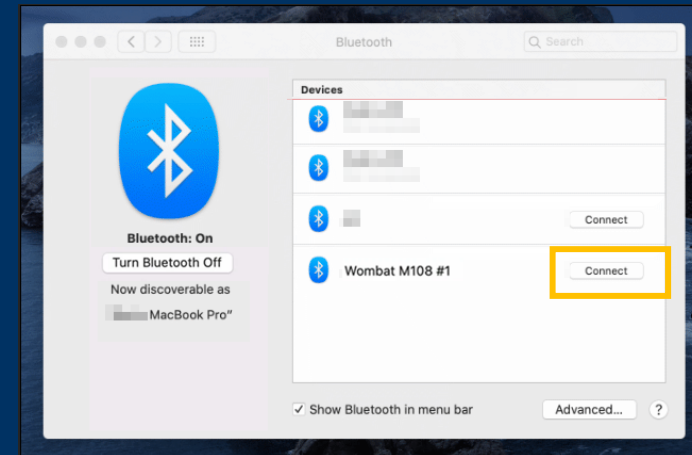


4. Now please set the Bluetooth on your MAC or PC to ON, and click the Bluetooth setup





5. Find the device named “Willow Pro #1/#2/#3”



6. Click “Connect” and your Willow Pro is good to go