



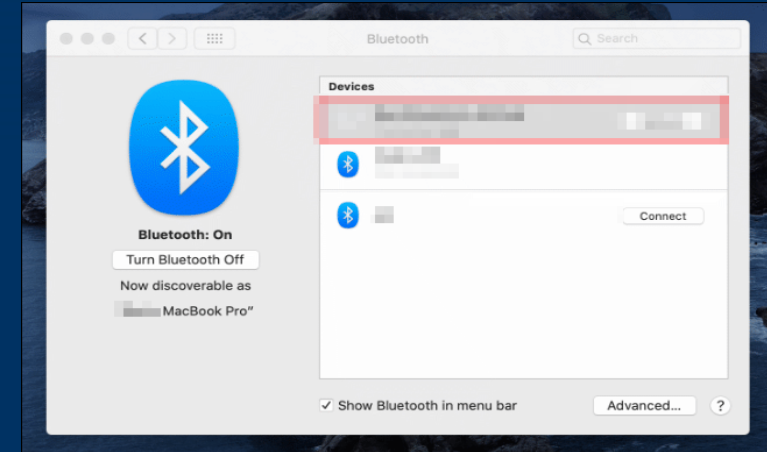
W O M B A T

# GINKGO PRO INSTRUCTION


- ▶ How to pair the Ginkgo Pro to your Bluetooth host computer



1. First, set the Bluetooth on your MAC or PC to OFF



2. Then Press and hold “Fn” key and then press B1/B2/B3 for three seconds

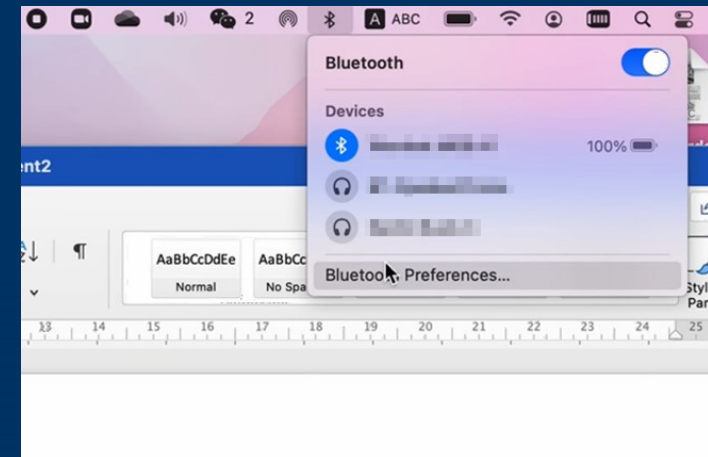




3. Indication LEDs located underneath these three keys will blink

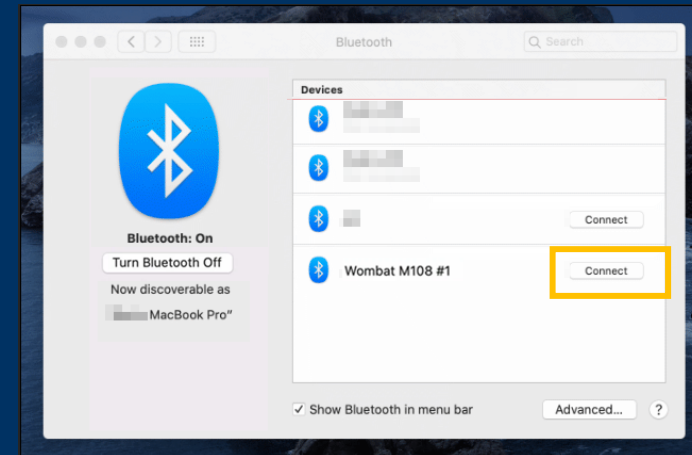


4. Now please set the Bluetooth on your MAC or PC to ON, and click the Bluetooth setup





5. Find the device named “Gingko Pro #1/#2/#3”



6. Click “Connect” and your Gingko Pro is good to go