



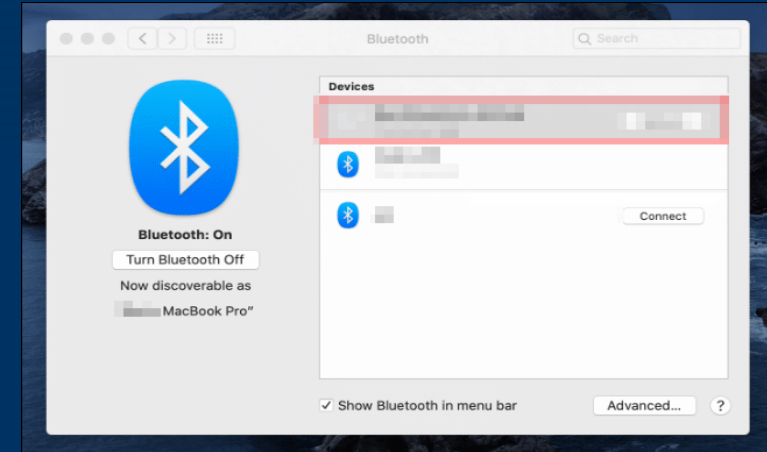
W O M B A T

Aspen Pro INSTRUCTION

- ▶ How to pair the Aspen Pro to your Bluetooth host computer



1. First, set the Bluetooth on your MAC or PC to OFF



2. Then Press and hold “Fn” key and then press B1/B2/B3 for three seconds



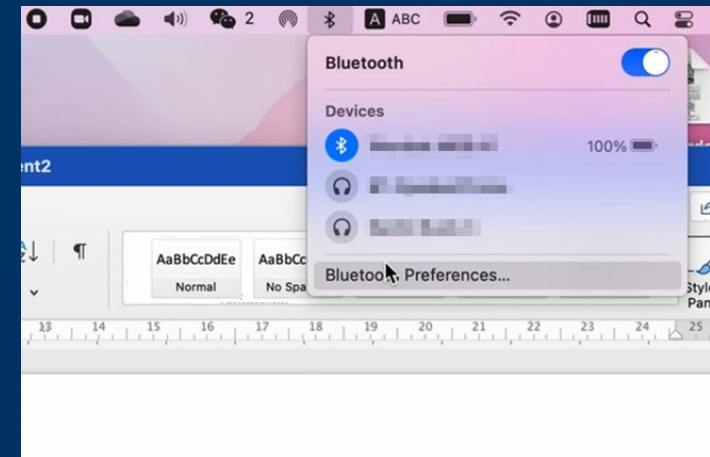


3. Indication LEDs will blink



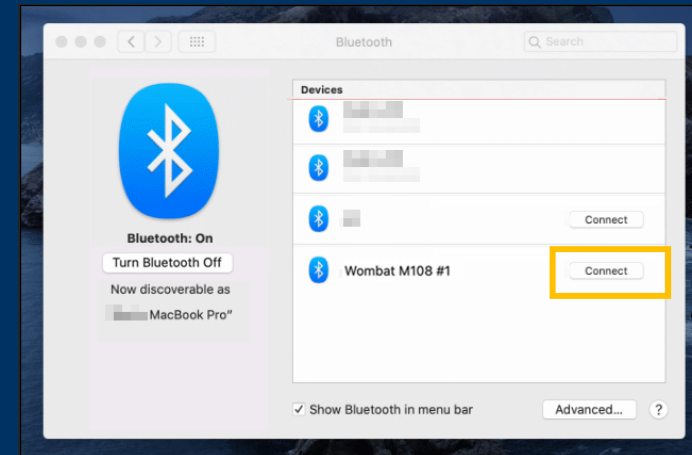
Press Fn + F1 for 1 sec	Press Fn + F2 for 1 sec	Press Fn + F3 for 1 sec
Space bar LED blinks in LIGHT BLUE once	Space bar LED blinks in LIGHT BLUE once	Space bar LED blinks in LIGHT BLUE once

4. Now please set the Bluetooth on your MAC or PC to ON, and click the Bluetooth setup





5. Find the device named “Aspen Pro #1/#2/#3”



6. Click “Connect” and your Aspen Pro is good to go