

LUONTO®



TRACK RECLINER



TRACK RECLINER

CUSTOMIZING

1. Choose size.
2. Choose function (manual, motor, rechargeable battery)
2. Choose upholstery.

FRAME CONSTRUCTION

Individually bench-made by Scandinavian craftsmen.
 Seat Frame constructed of select SOLID SPRUCE with finger joints and no-zag springs (at least four per seat).
 Back parts constructed with Mortise & Tenon design for extraordinary durability.
 Exterior sides and back fully padded.

EXTRA (extra price)

- Bold stitching A (white) or B (black)
- Brushed steel cover over the leg*
- Glider lock (for L-size versions)

COMFORT

Soft

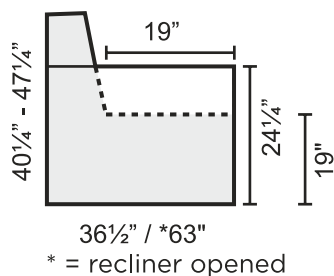
BASE

Black, painted MDF

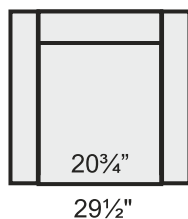
UPHOLSTERY

Leather, fabric
 Comination

RECLINER CHAIR MEASURES (maximum recommended weight of the user is 265 lbs)



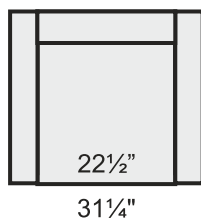
M size



Function options:

- Manual
- Motor
- Rechargeable battery

L size



Function options:

- Manual
- Motor
- Rechargeable battery

ERGO HEADREST (adjustable)



*BRUSHED STEEL COVER (extra price)

