

LUONTO®



FLIPPER



FLIPPER


CUSTOMIZING

1. Choose combination.
2. Choose upholstery: Available with hundreds of upholstery materials and colors.
3. Choose details: Sitting comfort, contrast stitching, functions and extras.
4. Choose leg and color.

FRAME CONSTRUCTION

Individually bench-made by Scandinavian craftsmen.
 Seat Frame constructed of select SOLID SPRUCE with finger joints and no-zag springs (at least four per seat).
 Back parts constructed with Mortise & Tenon design for extraordinary durability.
 Exterior sides and back fully padded.

STANDARD LEG COLOR:



COMFORT

Soft, Medium or Hard
 Note: Nest Function always with Medium seat comfort,
 Easy Deluxe Function always with Soft seat comfort.

LEGS

Standard leg model: 226/13 & 228/13
 Optional leg model: 110/12; 126/13; 128/12; 202/12
 Leg options for Nest Function: 126/9, 203/9 or 234/9

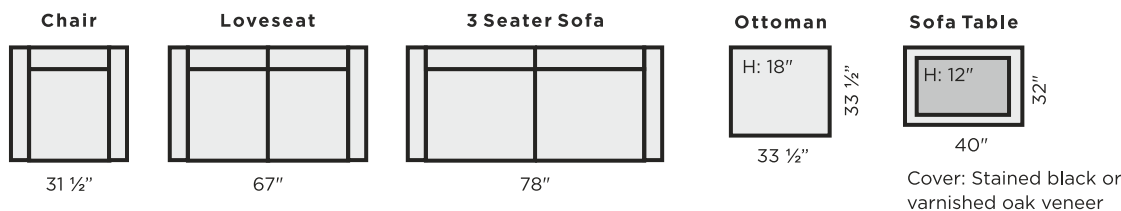
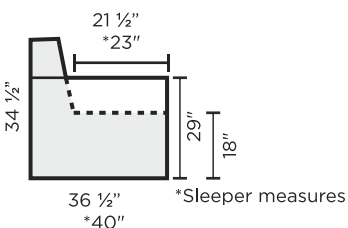
UPHOLSTERY

Leather, fabric, compination

EXTRA

Contrast stitching A (white) or B (black).
 Lux version for Nest Function (Bed parts upholstery same as sofa + folded support leg).
 Mattress (58 x 80 x 1 1/2 in)
 Mattress Protector (L-size, 59 x 82 in)

MEASURES

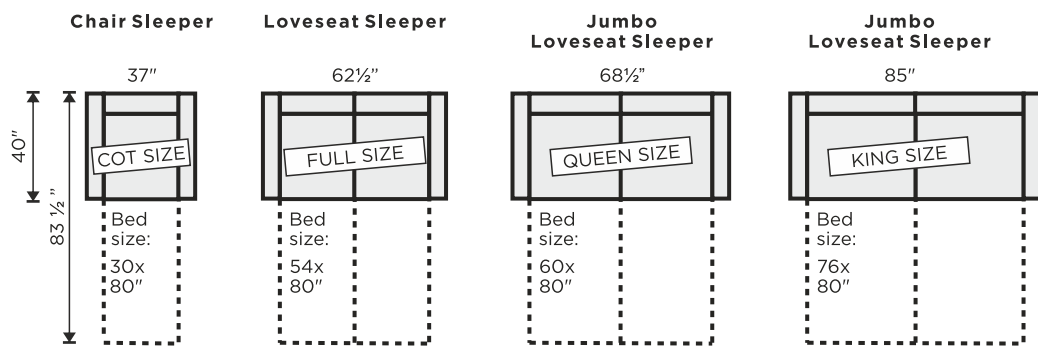


Sectional** = 109 1/2"
 Small Sectional** = 97 1/2"



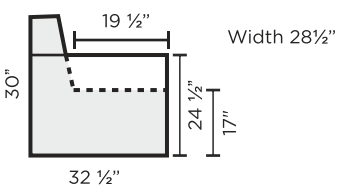
NOTE!
 Modular parts available.
 Ask your dealer for details.

SOFAS WITH NEST FUNCTION

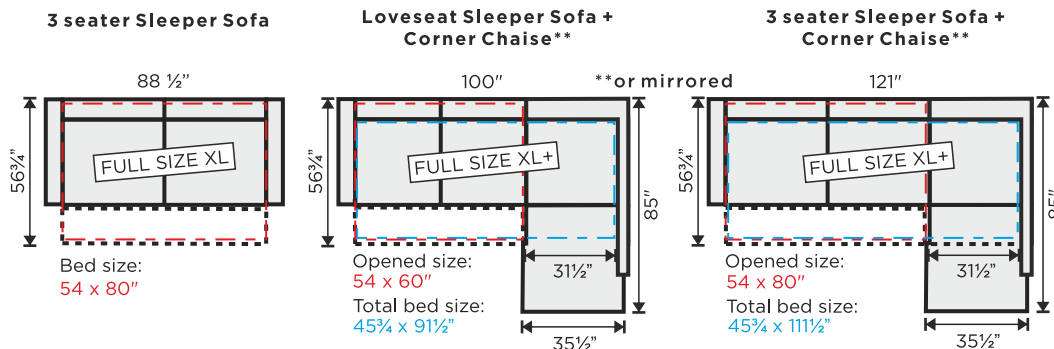


SWIVEL CHAIR MEASURES

Swivel metal cross base (chrome or black)
 Optional: Fixed wooden legs 126/20



SOFAS WITH EASY DELUXE FUNCTION



All measures with standard legs
 All measures +/- 1 1/4 in