

# Casey

## Hybrid Function

This dual motion sleeper function is easy to operate and offers a conventional sleeping direction



## Stock Options

### Upholstery & Legs



**Grade A**  
Rene 01  
Fabric



**Grade A**  
Rene 03  
Fabric



**Walnut**  
Leg 104/6  
W 2.75 x H 2.25



### Pair it with Rolled

Choose a recliner to add additional non-sleeper seats to your home.

### Configurations

Shown above as CASE-DLV-RENE/01-104/6-WA

### King Sleeper Sofa

Available with any selection of Stock Options.

### Queen Sleeper Loveseat

Available with any selection of Stock Options.

### Full XL Sleeper Loveseat

Only available with Rene 01 and Walnut legs.

### Cot Sleeper Chair

Only available with Rene 01 and Walnut legs.

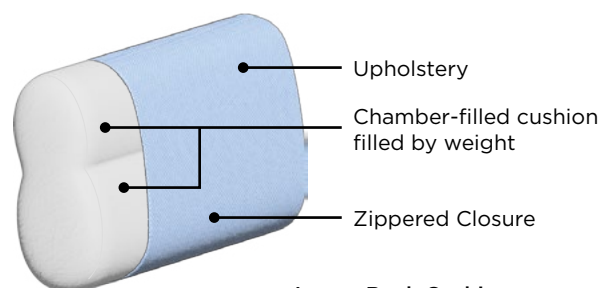
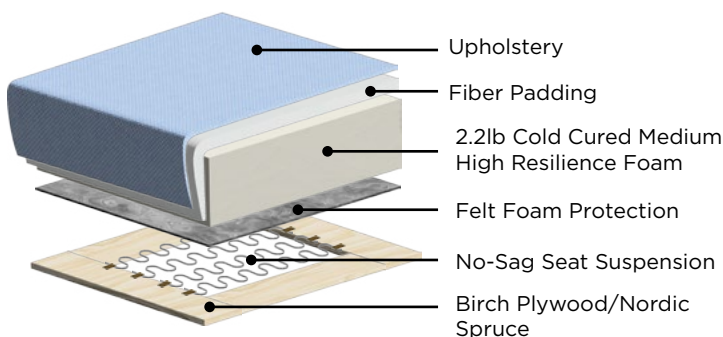
### + ADD-ON



### Mattress Protector

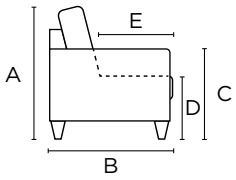
A Mattress Protector adds a layer of comfort to your sleeper, for both the body and the mind.

## Frame & Comfort Construction



Loose Back Cushions

Explore more at [www.luonto.com](http://www.luonto.com)



### General Measures\*

A 33.5 B 39.25 C 23.5

D 17 E 21.75

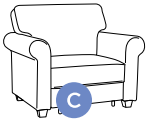
Mattress Thickness 5

Total Depth Open 86.5

### Made To Order Modules

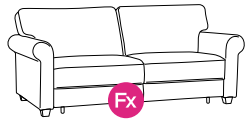
Reference the below modules to select and configure a custom order. Remember to build from left to right. Always select two arms, the rest is up to you.

Leg Requirements : 104/6 only



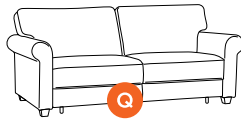
**CASE-AHY**  
**Chair Sleeper**

W 44.50  
Cot 30x80



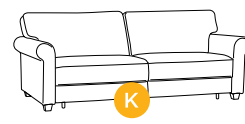
**CASE-BHY**  
**Loveseat Sleeper**

W 69.75  
Full XL 55x80



**CASE-CHY**  
**Max Loveseat Sleeper**

W 74.50  
Queen 60x80



**CASE-DHY**  
**Sofa Sleeper**

W 91  
King 76x80