



WAYSFPAAASB

## Battery-Operated Stick Transfer Pump

with Auto-Stop Sensor and Buzzer

Thank you for purchasing the DeWay Battery-Operated Stick Transfer Pump with Auto-Stop Sensor and Buzzer. This User Guide is intended to provide you with guidelines to ensure that operation of this product is safe and does not pose risk to the user. Any use that does not conform to the guidelines described in this User Guide may void the limited warranty.

Please read all directions before using the product and retain this guide for reference. This product is intended for household use only. It is not intended for commercial use.

This product is covered by a limited one-year warranty. Coverage is subject to limits and exclusions. See warranty for details.

### Safety Precautions

- Only use compatible liquids with this pump.
- Do not allow children to operate the product.
- Make sure to remove any liquid left in the hose after use.
- Do not use this pump for transferring the following liquids: acetone, benzene, cresol, ethyl, phenol, methyl ethyl, concentrated caustic soda liquid, nitric acid, hydrochloric acid, or sulfuric acid.
- Do not refuel directly while the vehicle or other equipment is turned on.
- Do not alter or disassemble the pump.
- Do not place the pump in a wet area.
- Do not turn the pump upside down after use.
- **CAUTION: Remove the batteries when not in use.**
- When using the pump on a fuel tank of a heater, turn the heater off and allow it to cool off first.
- Do not use corrosive chemicals in this pump.
- Do not leave pump unattended during operation.
- Make sure to turn off the pump before moving the device.
- Drain the pump of any remaining liquid after each use.
- Batteries are not included. When inserting batteries, make sure that the positive and negative polarities match with the markings in the compartment.
- Do not mix old and new batteries together.
- Do not use this pump on hot liquid above 104 °F (40 °C).
- Make sure connections are tight before using the pump to eliminate leaks.
- Do not operate when tired or when under the influence of drugs or medication.
- Do not use deteriorated or aged fuel.
- Do not use the pump on carpet, wood floors, or combustible areas.

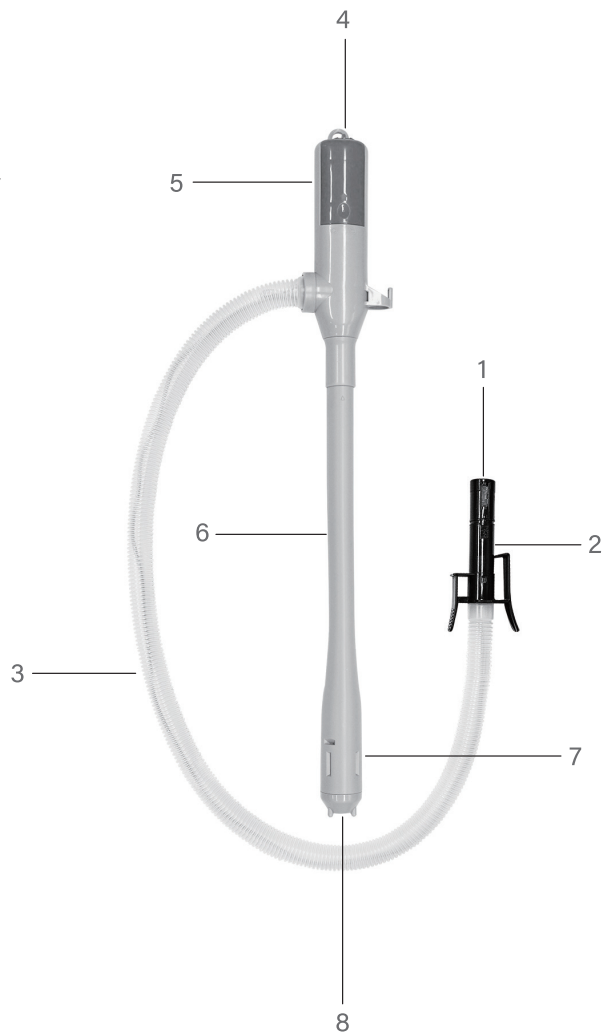
1

### Package Contents

- Battery-powered transfer pump
- User guide

### Product Overview

- Intake sensor
- Nozzle
- Discharge hose
- ON/OFF switch
- Battery case cover
- Suction tube
- Internal motor
- Pump cap



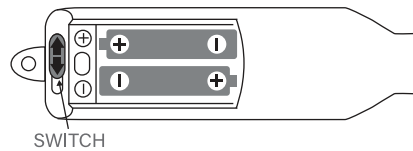
2

### Operating Instructions

#### WAYSFPAAASB

#### Installing the Batteries

- Remove the battery case cover by pushing upward on the grooves in the direction of the arrow.
- Insert two (2) AA batteries (not included) into the battery compartment.



- Slide the battery case cover back onto the battery compartment.

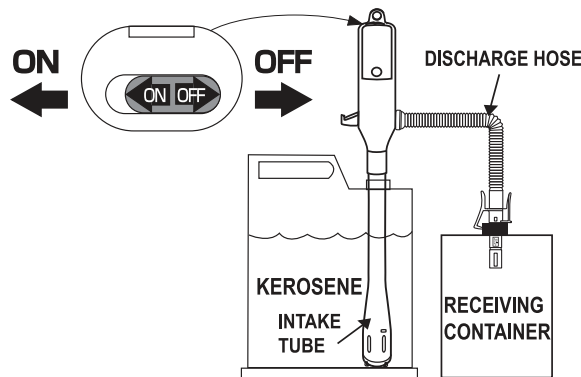
#### Operating the Pump

**IMPORTANT:** Most US gas cans come with a plastic strainer inside. The plastic strainer must be removed first so gas can properly flow out of the container. Use whatever tool you are comfortable with to remove the strainer. However, it is recommended to use a needle nose plier to easily grab the strainer and pull it out of the gas can opening. Once the plastic strainer is removed, then the intake hose can be inserted.

- Insert the suction tube into the supply tank making sure the bottom of the suction tube is submerged in the liquid being transferred.

3

- Insert the spout of the nozzle into the receiving container. Use the clip to firmly attach the nozzle to the container and make sure the spout of the nozzle stays in a vertical position.



**NOTE:** Make sure the supply tank and receiving container are on the same level when the pump is operating.

- Start the pump flow by flipping the ON/OFF switch to the ON position. The buzzer will sound when the pump's auto stop is initiated.

**NOTE:** The pump flow will automatically stop when the liquid in the receiving container reaches the stop line on the nozzle. After the automatic stop, raise the discharge hose over the pump so excess fuel can drain back into the supply tank.

#### To stop the transfer flow manually:

- Flip the ON/OFF switch to the OFF position to manually stop the pump flow (if needed).

**IMPORTANT:** MAKE SURE THE END OF THE SUCTION TUBE IS COMPLETELY SUBMERGED UNDER THE LIQUID BEING USED BEFORE TURNING ON THE PUMP. FAILURE TO DO SO CAN CAUSE AIR TO GET TRAPPED IN THE SUCTION TUBE WHICH WILL DISRUPT THE OPERATION OF THE PUMP.

4

### Care & Storage

#### Storing the Pump

When the pump is not in use for a long period of time, it should be properly stored. Before storing the pump:

- Make sure no fuel remains in the pump.
- Wipe down the pump with a cloth.
- Make sure to remove the batteries.
- Find a clean, dry place appropriate for storage.

### Compatible Liquids

- Gasoline
- Kerosene
- Diesel
- Non-potable water

### Specifications

Product type: Transfer pump  
Discharge hose length: 39"  
Flow rate: 2.4 GPM (9 LPM)  
Material: PP, PE, acetal  
Operating environment temperature: 41 °F ~ 104 °F (5 °C ~ 40 °C)  
Pump type: Battery powered with auto stop  
Power source required: Yes (battery powered)  
Power source: Two (2) AA-size batteries (not included)  
Auto shutoff included: Yes  
User-controlled nozzle included: No  
Applicable uses: Cars, generators, motorcycles, boats, aquariums, lawn tools, and other fuel-powered equipment  
Location: Outdoor use only  
Adult assembly required: No  
Additional tools required: No  
Country of origin: Korea  
Warranty included: Yes  
Warranty length: 1 year

5

### LIMITED WARRANTY TO ORIGINAL CONSUMER

This DeWay Battery-Operated Stick Transfer Pump with Auto-Stop Sensor and Buzzer ("Product"), including any accessories included in the original packaging, as supplied and distributed new by an authorized retailer is warranted by C&A Marketing, Inc. (the "Company") to the original consumer purchaser only, against certain defects in material and workmanship ("Warranty") as follows:

To receive Warranty service, the original consumer purchaser must contact the Company or its authorized service provider for problem determination and service procedures. Proof of purchase in the form of a bill of sale or receipted invoice, evidencing that the Product is within the applicable Warranty period(s), MUST be presented to the Company or its authorized service provider in order to obtain the requested service.

Service options, parts availability, and response times may vary and may change at any time. In accordance with applicable law, the Company may require that you furnish additional documents and/or comply with registration requirements before receiving warranty service. Please contact our customer service for details on obtaining warranty service:

Email: info@supportcbp.com

Phone: 888-375-6700

Shipping expenses to the Company's Return Facility are not covered by this warranty, and must be paid by the consumer. The consumer likewise bears all risk of loss or further damage to the Product until delivery to said facility.

#### EXCLUSIONS AND LIMITATIONS

The Company warrants the Product against defects in materials and workmanship under normal use for a period of ONE (1) YEAR from the date of retail purchase by the original end-user purchaser ("Warranty Period"). If a hardware defect arises and a valid claim is received within the Warranty Period, the Company, at its sole option and to the extent permitted by law, will either (1) repair the Product defect at no charge, using new or refurbished replacement parts, (2) exchange the Product with a Product that is new or which has been manufactured from new or serviceable used parts and is at least functionally equivalent to the original device, or (3) refund the purchase price of the Product.

A replacement Product or part thereof shall enjoy the warranty of the original Product for the remainder of the Warranty Period, or ninety (90) days from the date of replacement or repair, whichever provides you longer protection. When a Product or part is exchanged, any replacement item becomes your property, while the replaced item becomes the Company's property. Refunds can only be given if the original Product is returned.

This Warranty does not apply to:

- Any non-DeWay Battery-Operated Stick Transfer Pump with Auto-Stop Sensor and Buzzer product, hardware or software, even if packaged or sold with the Product;
- Damage caused by use with non-DeWay Battery-Operated Stick Transfer Pump with Auto-Stop Sensor and Buzzer products;
- Damage caused by accident, abuse, misuse, flood, fire, earthquake, or other external causes;
- Damage caused by operating the Product outside the permitted or intended uses described by the Company;
- Damage caused by third party services;
- A Product or part that has been modified to alter functionality or capability without the written permission of the Company;
- Consumable parts, such as batteries, fuses, and bulbs;
- Cosmetic damage; or

6

(i) If any DeWay Battery-Operated Stick Transfer Pump with Auto-Stop Sensor and Buzzer serial number has been removed or defaced.

This Warranty is valid only in the country where the consumer purchased the Product, and only applies to Products purchased and serviced in that country.

The Company does not warrant that the operation of the Product will be uninterrupted or error-free. The Company is not responsible for damage arising from your failure to follow instructions relating to its use.

NOTWITHSTANDING ANYTHING TO THE CONTRARY AND TO THE MAXIMUM EXTENT PERMITTED BY APPLICABLE LAW, THE COMPANY PROVIDES THE PRODUCT "AS-IS" AND "AS-AVAILABLE" FOR YOUR CONVENIENCE AND THE COMPANY AND ITS LICENSORS AND SUPPLIERS EXPRESSLY DISCLAIM ALL WARRANTIES AND CONDITIONS, WHETHER EXPRESSED, IMPLIED, OR STATUTORY, INCLUDING THE WARRANTIES OF MERCHANTABILITY, FITNESS FOR A PARTICULAR PURPOSE, TITLE, QUIET ENJOYMENT, ACCURACY, AND NON-INFRINGEMENT OF THIRD-PARTY RIGHTS. THE COMPANY DOES NOT GUARANTEE ANY SPECIFIC RESULTS FROM THE USE OF THE PRODUCT, OR THAT THE COMPANY WILL CONTINUE TO OFFER OR MAKE AVAILABLE THE PRODUCT FOR ANY PARTICULAR LENGTH OF TIME. THE COMPANY FURTHER DISCLAIMS ALL WARRANTIES AFTER THE EXPRESS WARRANTY PERIOD STATED ABOVE.

YOU USE THE PRODUCT AT YOUR OWN DISCRETION AND RISK. YOU WILL BE SOLELY RESPONSIBLE FOR (AND THE COMPANY DISCLAIMS) ANY AND ALL LOSS, LIABILITY, OR DAMAGES RESULTING FROM YOUR USE OF THE PRODUCT.

NO ADVICE OR INFORMATION, WHETHER ORAL OR WRITTEN, OBTAINED BY YOU FROM THE COMPANY OR THROUGH ITS AUTHORIZED SERVICE PROVIDERS SHALL CREATE ANY WARRANTY.

IN NO EVENT WILL THE COMPANY'S TOTAL CUMULATIVE LIABILITY ARISING FROM OR RELATED TO THE PRODUCT, WHETHER IN CONTRACT OR TORT OR OTHERWISE EXCEED THE FEES ACTUALLY PAID BY YOU TO THE COMPANY OR ANY OF ITS AUTHORIZED RESELLERS FOR THE PRODUCT AT ISSUE IN THE LAST YEAR FROM YOUR PURCHASE. THIS LIMITATION IS CUMULATIVE AND WILL NOT BE INCREASED BY THE EXISTENCE OF MORE THAN ONE INCIDENT OR CLAIM. THE COMPANY DISCLAIMS ALL LIABILITY OF ANY KIND OF ITS LICENSORS AND SUPPLIERS. IN NO EVENT WILL THE COMPANY OR ITS LICENSORS, MANUFACTURERS, AND SUPPLIERS BE LIABLE FOR ANY INCIDENTAL, DIRECT, INDIRECT, SPECIAL, PUNITIVE, OR CONSEQUENTIAL DAMAGES (SUCH AS, BUT NOT LIMITED TO, DAMAGES FOR LOSS OF PROFITS, BUSINESS, SAVINGS, DATA, OR RECORDS) CAUSED BY THE USE, MISUSE, OR INABILITY TO USE THE PRODUCT.

Nothing in these terms shall attempt to exclude liability that cannot be excluded under applicable law. Some countries, states, or provinces do not allow the exclusion or limitation of incidental or consequential damages or allow limitations on warranties, so certain limitations or exclusions may not apply to you. This warranty gives you specific legal rights, and you may have other rights that vary from state to state or province to province. Contact your authorized retailer to determine if another warranty applies.

7

### Questions or Concerns? Contact Us!

telephone: 888-375-6700

email: info@supportcbp.com

DeWay is a trademark of C&A IP Holdings LLC in the US.

All other products, brand names, company names, and logos are trademarks of their respective owners, used merely to identify their respective products, and are not meant to connote any sponsorship, endorsement, or approval.

Distributed by C&A Marketing, Inc., 114 Tived Lane East, Edison, NJ 08837. Made in Korea.

© 2024. C&A IP Holdings LLC. All Rights Reserved.