

MAIN CONTROLS

Due to the constant evolution of our technologies, it may be possible that some control functions are not compatible to some earlier unit models. For more details, please refer to the compatibility chart on last pages.

All Venmar AVS wall controls are user-friendly. They were created for people who want to maximise the benefits of their residential ventilation unit. With Venmar AVS wall controls, the homeowner's specific needs are fulfilled.



VC0175

X-TOUCH Part no. 40455

- 5 manual modes: RECIRC, 20MIN/H, CONT, SMART and SMART ECO;
- Dehumidistat: When indoor humidity is too high and exceed the set point, unit will exchange air in high speed to take care of excess humidity. The humidity set point can be changed and you may refer to the Installation and Owner Guide;
- Three defrost cycling settings: Standard, Discretion which will defrost at the speed of operation either high or low, and Plus, which will defrost in high speed for a longer period of time for very cold climate;
- Maintenance indicator;
- At installation, use the X-Touch main control to perform electronic balancing, without using balancing dampers.

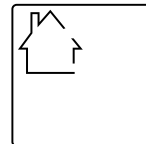
OPERATION MODES



Press the **TURBO** function key to turn the unit on air exchange in high speed during 4 hours, then, the unit will get back to its previous operation mode.

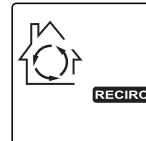


Press the **MODE** key to choose the operation mode of the ventilation unit (except TURBO mode). Operating Mode will then appear on LCD screen (STANDBY, RECIRC, 20 min/h, CONT, SMART).



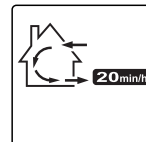
STANDBY

Put the unit on stand-by mode, so it will only respond to override wall controls (if present). On LCD screen, only the House is visible showing the control is powered on. This is the factory set default mode.



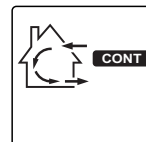
RECIRC

Air is recirculated inside the house on high speed.



20 MIN/H

The ventilation unit exchanges air intermittently on a one hour cycle as follows: OFF for 40 min. (or recirculation for 40 min. on low or high speed, see Settings) and then exchange air during 20 min. on low speed. Repeat cycle after the 20 min. of air exchange.



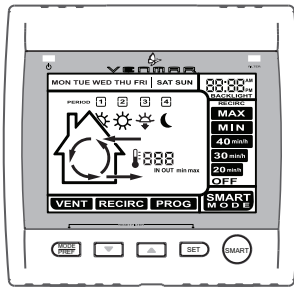
CONT

Air is exchanged with the outdoors at the minimum blower speed.

SMART

Air exchange is managed according to indoor humidity measured by the wall control and outdoor temperature. In SMART mode, the SMART icon appears as well as the current operating mode called by SMART (For more details about SMART features, refer to the User Guide Main and Auxiliary wall controls available at www.venmar.ca).

MAIN CONTROLS (CONT'D)



VC0101

ALTITUDE
Part no. 40445

- Automatic and programmable control (keeps in memory all ventilation settings even after a power failure)
- Digital display with backlight (blue or green)
- Day, hour and periods of the day displayed
- Dynamic exchange and recirculation indicators, and also indoor and outdoors temperature
- Maintenance indicator

OPERATION MODES

SMART MODE SMART Mode

Our latest innovation! This mode optimizes automatically the ventilation functions to ensure reaching an unsurpassed comfort in the house.

VENT VENT MODE

In this mode, the air exchange with the outside is performed with the speed (OFF, MIN or MAX) or with a 20, 30 or 40-minute per hour cycle, according to the user's choice.

RECIRC RECIRC MODE

In this mode, the user decides to recirculate the air inside his house (OFF, MIN, MAX or OFF, MAX, according to the unit).

PROG PROG MODE

The ventilation unit operation is factory set for all 4 periods (morning, day, evening and night), for week days and week end days. However, these settings can be modified by the user to meet his own needs.



VC0119

DECO-TOUCH
Part no. 40400

- Allows the user to choose either the manual modes or the automatic mode (dehumidistat)
- 1" x 1" LCD display
- Digital display with blue backlighting
- Dynamic exchange and recirculation* indicators
- Interior relative humidity displayed
- Maintenance indicator

OPERATION MODES



RECIRC Mode*

In this mode, the air is recirculated inside the house at high speed.



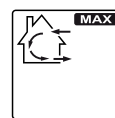
20 MIN/H MODE

The ventilation unit exchanges air intermittently on a one-hour cycle as follows: OFF for 40 min. (or recirculation* on high or low speed for 40 min.) and then exchanges air during 20 min. on low speed. Repeats cycle after the 20 min. of air exchange.



MIN MODE

Air is exchanged with the outside on low speed.



MAX MODE

Air is exchanged with the outside on high speed.

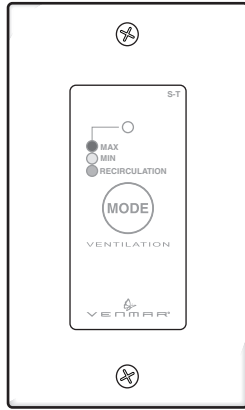


HYGROMETER

In the operating modes listed above, select a dehumidistat override so that if the relative humidity (RH) in the house exceeds the RH setting previously stored, the ventilation unit will exchange in high speed until the target indoor RH setting is reached.

* Recirculation is not available to all units. For more details, please refer to the compatibility chart on last pages.

MAIN CONTROLS (CONT'D)



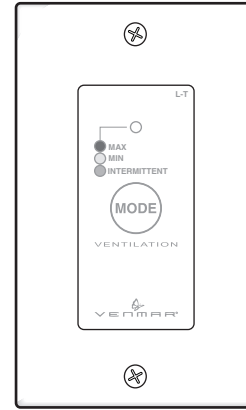
SIMPLE-TOUCH CONSTRUCTO
Part no. 40390

The light indicator of this wall control shows clearly in which operating mode the unit is.

This push-button control has three functions:

- Recirculation (stops exchanging air with the outdoors and recirculates indoor air at high speed)
- Min (low speed air exchange)
- Max (high speed air exchange)

NOTE: Wall control appearance may slightly vary.



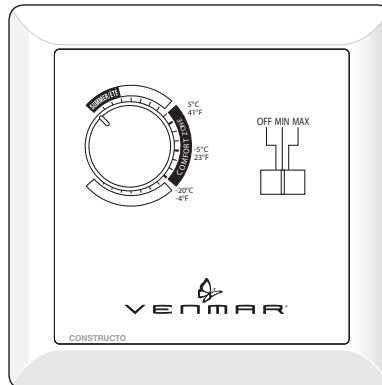
LITE-TOUCH CONSTRUCTO
Part no. 40370

The light indicator of this wall control shows clearly in which operating mode the unit is.

This push-button control has three functions:

- Intermittent (unit is OFF during 40 minutes and then perform low speed air exchange with the outdoors during 20 minutes)
- Min (low speed air exchange)
- Max (high speed air exchange)

NOTE: Wall control appearance may slightly vary.



VC0086

CONSTRUCTO
Part no. 40350

The Constructo main control adjusts the air supply speed using the sliding button: OFF, MIN (low speed air exchange) and MAX (high speed air exchange). Also, the maximum humidity level for your house is selected by the knob.

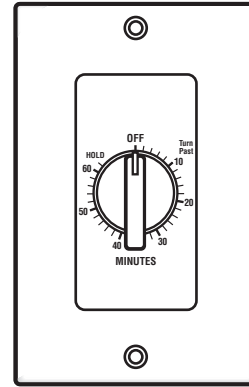
AUXILIARY CONTROLS



VC0009

DEHUMIDISTAT
Part no. 11297

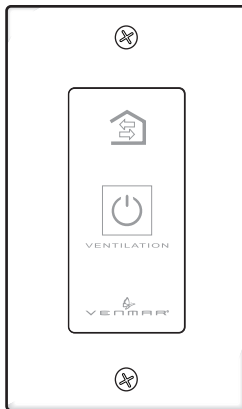
The knob allows to adjust the maximum desired indoor humidity level during fall, winter and spring. This control is graduated in relative humidity percentage degrees. When a higher humidity level is detected, the unit turns on high speed until the situation is corrected.



VC0017

60-MINUTE MECHANICAL TIMER
Part no. 00910

This timer allows for 10 to 60 minutes of high speed operation, to expel rapidly indoor stale air. Can be installed in bathrooms kitchen or laundry room.

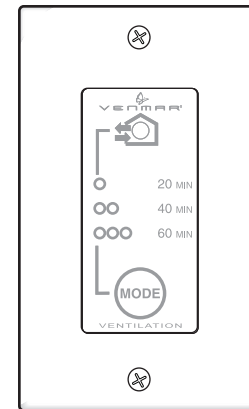


VC0141

20-MINUTE LIGHTED PUSH BUTTON
Part no. 12030

This timer allows the unit to provide 20 minutes of high speed ventilation at the push of a button, to expel rapidly indoor stale air. Lighted when activated, up to five of them can be installed (e.g.: in bathroom, kitchen, laundry room, etc.).

NOTE: Push button appearance may slightly vary.



VC0143

20/40/60 MINUTE PUSH BUTTON
Part no. 03364

This timer allows the unit to turn on high speed during 20, 40 or 60 minutes to expel rapidly indoor stale air. Within 2 seconds, press once for 20 minutes, twice for 40 minutes or three times for a 60-minute activation. Press another time to deactivate.

NOTE: Push button appearance may slightly vary.

WALL CONTROL COMPATIBILITY CHART

The Dehumidistat, 60-minute crank timer and 20-minute push-button timer are compatible with all units.

Model no.	Name	X-Touch Mod. no. 40455	Altitude version 3.01 Mod. no. 40440	Altitude version 4.04 and up Mod. no.40445 (NOTE 1)	Deco-Touch version 2.01 Mod. no. 40395	Deco-Touch version 2.04 Mod. no. 40400 (NOTE 1)	Lite-Touch Constructo	Simple-Touch Constructo	Constructo	20/40/60 minutes
43911	AVS E15 ECM ERV			PJ0514xxxxxxxx (NOTE 2)		PJ0514xxxxxxxx (NOTE 2)				
43901	AVS E15 ECM HRV			PA0414xxxxxxxx (NOTE 2)		PA0414xxxxxxxx (NOTE 2)				
43135	AVS E15 HRV			PC0114xxxxxxxx (NOTE 2)		PC0114xxxxxxxx (NOTE 2)				
41126	AVS E10 HRV			PE0114xxxxxxxx (NOTE 2)		PE0114xxxxxxxx (NOTE 2)				
X24ERVE, X24HRVE, X30ERVE & X30HRVE	X24 ERV ECM, X24 HRV ECM, X30 ERV ECM & X30 HRV ECM									
46121 & 47121	Novofit 1.5ES & Novofit 2.0ES									
44162 & 44163	K7 ERV			Qx0114xxxxxxxx (NOTE 2)		Qx0114xxxxxxxx (NOTE 2)				
44152 & 44153	K8 HRV			Qx0114xxxxxxxx (NOTE 2)		Qx0114xxxxxxxx (NOTE 2)				
44500 & 44502	K10 HRV			Qx0114xxxxxxxx (NOTE 2)		Qx0114xxxxxxxx (NOTE 2)				
44150	K7 HRV									
46110 & 1601702	HRV Constructo 1.5ES				NOTE 3	NOTE 3				
47110	HRV Constructo 2.0ES				NOTE 3	NOTE 3				
47115	ERV Constructo 2.0ES				NOTE 3	NOTE 3				
46720 & 46725	Solo 1.5ES									
47720	Solo 2.0ES									
41502 & 41500	AVS Constructo 1.0 HRV		xxxx0808xxxxx NOTE 4	Bx0814xxxxxxxx (NOTE 2)	xxxx0808xxxxx NOTE 4	Bx0814xxxxxxxx (NOTE 2)				Bx101702xxxxx (NOTE 4)
41506 & 41504	AVS Constructo 1.0 ERV		xxxx0808xxxxx NOTE 4	Bx0814xxxxxxxx (NOTE 2)	xxxx0808xxxxx NOTE 4	Bx0814xxxxxxxx (NOTE 2)				Bx101702xxxxx (NOTE 4)
41554 & 41556	AVS C12 ERV									Lx051702xxxxx (NOTE 4)
41550 & 41552	AVS C12 HRV									Lx021702xxxxx (NOTE 4)
41702	AVS S10 ERVplus									
41706	AVS S10n ERVplus									
41700, 41701	AVS S10 ERV, AVS S10 ERV-R				NOTE 3	NOTE 3				TA0115xxxxxxxxx NOTE 4
41704, 41705	AVS S10c ERV, AVS S10c ERV-R									
CR12HRV, CR12ERV	AVS CR12 HRV, AVS CR12 ERV				NOTE 3	NOTE 3				
41708, 41709, 41718, 41719	S10 ERV ECM, S10 ERV ECM-R, S10d ERV ECM, S10d ERV ECM-R				NOTE 3	NOTE 3				
X24ERVEN, X24HRVEN, X30ERVEN X30HRVEN	X24 ERV ECM-N, X24 HRV ECM-N, X30 ERV ECM-N & X30 HRV ECM-N									

NOTE 1: Wall control including configurable low speed recirculation in intermittent mode.

NOTE 2: Low speed recirculation in intermittent mode starts with this unit serial number. However, this control remains compatible with units with serial number under this one.

NOTE 3: Recirculation mode is not available for this unit.

NOTE 4: The compatibility starts from that unit serial number.

Compatible
Not compatible
This code is the serial number of the ventilation unit; consider only the letters and numbers mentioned, not the "xxx". E.g.: AVS E15 ECM ERV with serial number PJ05150004007 is fully compatible with Altitude version 4.03 and Deco-Touch version 2.04 (PJ0515 is higher than PJ0514).

Subject to change without prior notice.

WALL CONTROL COMPATIBILITY CHART (cont'd)

The Dehumidistat, 60-minute crank timer and 20-minute push-button timer are compatible with all units.

Model no.	Name	Altitude version 3.01 Mod. no. 40440	Altitude version 4.04 and up Mod. no. 40445 (NOTE 1)	Deco-Touch version 2.01 Mod. no.40395	Deco-Touch version 2.04 Mod. no.40400 (NOTE 1)	Lite-Touch Constructo	Simple-Touch Constructo	Constructo	20/40/60 minutes
43911 & 43910	AVS ERV EKO 1.5		NOTE 2		NOTE 2				
43901 & 43900	AVS HRV EKO 1.5		NOTE 2		NOTE 2				
43130	AVS Constructo 1.5V			PC131211xxxxx NOTE 3	PC131211xxxxx NOTE 3				
41121	AVS Novofit 1.0		NOTE 2		NOTE 2				
43121	AVS Novofit 1.5								
45121	AVS Novofit 2.0								
43700, 43710, & 45700	AVS Duo 1.4, AVS Duo 1.2 & AVS Duo 1.9								
44112, 44133	Kubix ERV		NOTE 2		NOTE 2				
44102, 44103	Kubix HRV Plus		NOTE 2		NOTE 2				
44150	Kubix HRV								
43110 & 1601602	HRV Constructo 1.5								
45110 & 1601612	HRV Constructo 2.0								
43115 & 45115	ERV Constructo Quattro 1.5 & Quattro 2.0								
43720 & 46725	Solo 1.5								
45720 & 45725	Solo 2.0								
41556 & 41554	AVS Constructo 1.2 ERV		Lx0114xxxxxxx NOTE 4		Lx0114xxxxxxx NOTE 4				
43400, 45400 & 48400	1.3 HE, 1.8 HE & 2.6 HE								
43300	3055 Compact								
45300	4585 Compact								
46700 & 47700	Duo 1.5 & Duo 2.0								
H50100H & H50100E	H50100H & H50100E		Gx0314xxxxx (NOTE 4)		Gx0314xxxxx (NOTE 4)				

NOTE 1: Wall control including configurable low speed recirculation in intermittent mode.

NOTE 2: Compatible but low speed recirculation in intermittent mode is not available for this unit.

NOTE 3: The compatibility starts from that unit serial number, but recirculation mode is not available for this unit.

NOTE 4: Low speed recirculation in intermittent mode starts with this unit serial number. However, this control remains compatible with units with serial number under this one.

Compatible	
Not compatible	
Letters and numbers	This code is the serial number of the ventilation unit; consider only the letters and numbers mentioned, not the "xxx". E.g.: AVS Constructo 1.2 ERV with serial number LC01152444567 is fully compatible with Altitude version 4.03 and Deco-Touch version 2.04 (LC0115 is higher than Lx0114).

Subject to change without prior notice.