

SOL | VIBRATING STROKER

CARE AND INSTRUCTION MANUAL

VUSH™

HEY BABE, COME HERE OFTEN?

Welcome to your self love journey! We're so excited to introduce you to Sol; Our vibrating stroker here to level up your couples or solo play...

YOU'RE IN CHARGE

Before we can get down to the good stuff, your Sol will need to charge for 2 hours.

Insert the main USB plug into any USB port. Connect the charger with the charge port on your Sol (those two fancy silver dots). You'll feel a slight pull and a click, followed by your Sol LED light flashing to let you know it's charging (the ☺ will glow!). Catch up on that show you've been meaning to watch - it won't be long! The LED will stop flashing when your Sol is ready to play.

For best performance, we recommend only charging Sol with the provided VUSH charger.

TURN ME ON

- Charge Sol for 2 hours to reach full charge.
- Press and hold ☺ for at least 3 seconds to turn on.
- Press ☺ to cycle through all 5 intensity levels and 5 pattern modes.
- Make some magic!
- Press and hold ☺ to turn off.

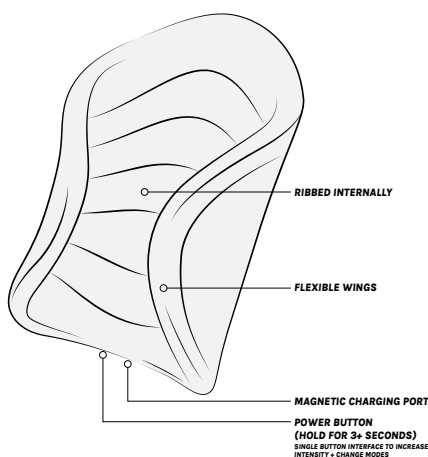
GOOD CLEAN FUN

First thing's first: Always clean your Sol thoroughly before and after each use. It's waterproof, so cleaning couldn't be easier. Simply wash Sol with clean warm water and soap, then rinse and pat dry with a lint-free towel or cloth. Ta da!

For those times when you need something quick and discreet (like when your roommate is using the bathroom for karaoke practise), you can also use a gentle wet wipe, like VUSH You Do You wipes.

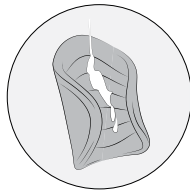
To show your Sol a little more love and care, spritz with VUSH Clean Queen to refresh and protect the toy, and store in a VUSH Storage Bag to avoid dust build up or damage from other materials, and to keep it safe from sunlight or other extreme heats.

CHECK ME OUT



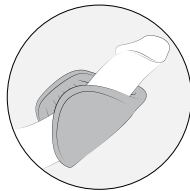
PLEASURE TO MEET YOU

Detailed how to guide:



Step 1:

Lubrication! You're going to need to start by liberally applying lube to the penis and the toy. It's important to only use water-based lubricants like VUSH Feelin' Myself Intimate Gel with your Sol. Other oils, creams, or silicone-based lubricants can damage the high-grade silicone of your toy over time.



Step 2:

Once lubed up slide your Sol over the penis, you might want to first try the toy out without the vibration to experience the ribbed texture along the shaft of the penis.



Step 3:

Dial it up a notch by turning on your Sol, simply hold down the power button for 3 seconds and the vibrations will turn on. Start on the lowest level and move the stroker up and down the shaft, getting to know what sensations you most enjoy. You might find focusing the toy around the frenulum (where the foreskin meets the underside of the penis) a particularly pleasurable spot to stimulate - this highly erogenous zone is often considered to be the male clitoris!



Step 4:

Get your partner involved! Sol has been specifically designed for inquisitive couples to explore new experiences together. Using a stroker on a partner is like giving an expert level handjob.. If the stroker is open-ended, you can stroke while orally stimulating the head of the penis and, if you're up for it, massaging the balls.

DISPOSAL ADVICE

Dispose of according to your local regulations.

SPECS

PRODUCT SIZE: 84 x 45 mm	POWER INPUT: 5V	CHARGE TIME: ≤120 minutes
MATERIAL: Medical Grade Silicone	BATTERY TYPE: Polymer lithium battery	USE TIME: ≤35 minutes
PRODUCT WEIGHT: 83g	FREQUENCY: 10 modes	CHARGING: Magnetic
WATERPROOF: IPX7	INTERFACE: Single button interface	NOISE: < 50db benchmark

SAFETY FIRST

- Sol is for adult use only. Keep out of reach of children.
- Those who may be pregnant, have a pacemaker, diabetes, phlebitis, thrombosis, or any other condition, should consult with a medical professional regarding the risk of blood clots before using any personal massage product.
- Do not use on areas that have pre-existing injuries or on swollen skin.
- For some, excessive use of vibrating devices can cause temporary numbness and loss of sensitivity. If this happens, take a break and treat yourself to another self love practice.
- If pain occurs please cease use immediately.
- Consult a doctor before use if you have any implanted devices, such as a pacemaker, or if you have had any form of surgery on the relevant body parts.
- VUSH assumes no responsibility for misuse or excessive use of this product.
- Always switch off after use.

WARRANTY

We provide a 1 year customer warranty from when you first purchased your product. After 1 year from your initial purchase we have no obligation to send you replacement items even if previous ones were sent.

We recommend familiarizing yourself with our Terms and Conditions via

vushstimulation.com/warranty-refund-policy

GET IN TOUCH

Revolver Lane
VUSH, Studio 6,
231 Chapel Street,
Prahran VIC 3181

vushstimulation.com
info@vushstimulation.com

All trademarks are property of Vush Pty Ltd
Designed in Australia, made with love in China

FOLLOW OUR MOVEMENT AND
EMBRACE #MORESELFLOVE

@VUSH_OFFICIAL

