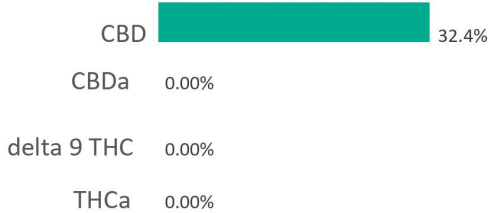
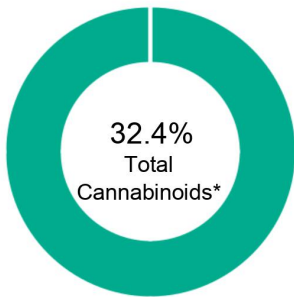


Hempzilla Balance 150mg

| | | | |
|------------------|-------------|-----------------|--------------|
| Batch ID: | B164-028 | Test ID: | 8579710.0112 |
| Reported: | 13-Aug-2019 | Method: | TM14 |
| Type: | Concentrate | | |
| Test: | Potency | | |

CANNABINOID PROFILE


| Compound | LOQ (%) | Result (%) | Result (mg/g) |
|--|---------|-------------|---------------|
| Delta 9-Tetrahydrocannabinolic acid (THCA-A) | 0.00 | 0.00 | 0.0 |
| Delta 9-Tetrahydrocannabinol (Delta 9THC) | 0.00 | 0.00 | 0.0 |
| Cannabidiolic acid (CBDA) | 0.00 | 0.00 | 0.0 |
| Cannabidiol (CBD) | 0.00 | 32.4 | 324.0 |
| Delta 8-Tetrahydrocannabinol (Delta 8THC) | 0.00 | 0.00 | 0.0 |
| Cannabinolic Acid (CBNA) | 0.00 | 0.00 | 0.0 |
| Cannabinol (CBN) | 0.00 | 0.00 | 0.0 |
| Cannabigerolic acid (CBGA) | 0.00 | 0.00 | 0.0 |
| Cannabigerol (CBG) | 0.00 | 0.00 | 0.0 |
| Tetrahydrocannabivarinic Acid (THCVA) | 0.00 | 0.00 | 0.0 |
| Tetrahydrocannabivarin (THCV) | 0.00 | 0.00 | 0.0 |
| Cannabidivarinic Acid (CBDVA) | 0.00 | 0.00 | 0.0 |
| Cannabidivarin (CBDV) | 0.00 | 0.00 | 0.0 |
| Cannabichromenic Acid (CBCA) | 0.00 | 0.00 | 0.0 |
| Cannabichromene (CBC) | 0.00 | 0.00 | 0.0 |
| Total Cannabinoids | | 32.4 | 324.0 |
| Total Potential THC** | | 0.00 | 0.00 |
| Total Potential CBD** | | 32.4 | 324.0 |

 NOTES:
 N/A

% = % (w/w) = Percent (Weight of Analyte / Weight of Product)
 * Total Cannabinoids result reflects the absolute sum of all cannabinoids detected.
 ** Total Potential THC/CBD is calculated using the following formulas to take into account the loss of a carboxyl group during decarboxylation step.
 Total THC = THC + (THCa *(0.877)) and Total CBD = CBD + (CBDa *(0.877))

FINAL APPROVAL


 Alex Smith
 13-Aug-2019
 4:13 PM


 Greg Zimpfer
 13-Aug-2019
 7:16 PM

PREPARED BY / DATE

APPROVED BY / DATE

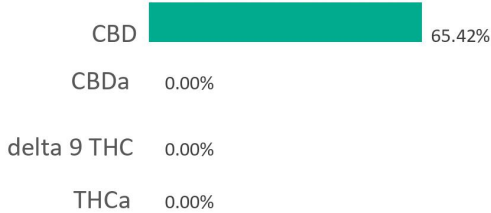
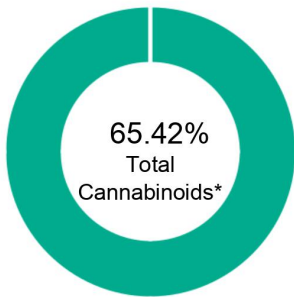
Testing results are based solely upon the sample submitted to Botanacor Laboratories, LLC, in the condition it was received. Botanacor Laboratories, LLC warrants that all analytical work is conducted professionally in accordance with all applicable standard laboratory practices using validated methods. Data was generated using an unbroken chain of comparison to NIST traceable Reference Standards and Certified Reference Materials. This report may not be reproduced, except in full, without the written approval of Botanacor Laboratories, LLC. ISO/IEC 17025:2005 Accredited A2LA Certificate Number 4329.02



Certificate #4329.02

Hempzilla Balance 300mg

| | | | |
|------------------|-------------|-----------------|--------------|
| Batch ID: | B164-029 | Test ID: | 5812391.1121 |
| Reported: | 12-Aug-2019 | Method: | TM14 |
| Type: | Concentrate | | |
| Test: | Potency | | |

CANNABINOID PROFILE


| Compound | LOQ (%) | Result (%) | Result (mg/g) |
|--|---------|--------------|---------------|
| Delta 9-Tetrahydrocannabinolic acid (THCA-A) | 0.00 | 0.00 | 0.0 |
| Delta 9-Tetrahydrocannabinol (Delta 9THC) | 0.00 | 0.00 | 0.0 |
| Cannabidiolic acid (CBDA) | 0.00 | 0.00 | 0.0 |
| Cannabidiol (CBD) | 0.00 | 65.42 | 654.2 |
| Delta 8-Tetrahydrocannabinol (Delta 8THC) | 0.00 | 0.00 | 0.0 |
| Cannabinolic Acid (CBNA) | 0.00 | 0.00 | 0.0 |
| Cannabinol (CBN) | 0.00 | 0.00 | 0.0 |
| Cannabigerolic acid (CBGA) | 0.00 | 0.00 | 0.0 |
| Cannabigerol (CBG) | 0.00 | 0.00 | 0.0 |
| Tetrahydrocannabivarinic Acid (THCVA) | 0.00 | 0.00 | 0.0 |
| Tetrahydrocannabivarin (THCV) | 0.00 | 0.00 | 0.0 |
| Cannabidivarinic Acid (CBDVA) | 0.00 | 0.00 | 0.0 |
| Cannabidivarin (CBDV) | 0.00 | 0.00 | 0.0 |
| Cannabichromenic Acid (CBCA) | 0.00 | 0.00 | 0.0 |
| Cannabichromene (CBC) | 0.00 | 0.00 | 0.0 |
| Total Cannabinoids | | 65.42 | 654.20 |
| Total Potential THC** | | 0.00 | 0.00 |
| Total Potential CBD** | | 65.42 | 654.20 |

 NOTES:
 N/A

% = % (w/w) = Percent (Weight of Analyte / Weight of Product)
 * Total Cannabinoids result reflects the absolute sum of all cannabinoids detected.
 ** Total Potential THC/CBD is calculated using the following formulas to take into account the loss of a carboxyl group during decarboxylation step.
 Total THC = THC + (THCa *(0.877)) and Total CBD = CBD + (CBDa *(0.877))

FINAL APPROVAL


Sam Smith
 12-Aug-2019
 9:17 AM


David Green
 12-Aug-2019
 9:52 AM

PREPARED BY / DATE

APPROVED BY / DATE

Testing results are based solely upon the sample submitted to Botanacor Laboratories, LLC, in the condition it was received. Botanacor Laboratories, LLC warrants that all analytical work is conducted professionally in accordance with all applicable standard laboratory practices using validated methods. Data was generated using an unbroken chain of comparison to NIST traceable Reference Standards and Certified Reference Materials. This report may not be reproduced, except in full, without the written approval of Botanacor Laboratories, LLC. ISO/IEC 17025:2005 Accredited A2LA Certificate Number 4329.02



Certificate #4329.02



Certificate of Analysis

Powered by Confident Cannabis

Power Distribution LLC (Hempzilla CBD)

Sample: 2101DBL0386.1099

86 Lackawanna Ave Ste. 208
Woodland Park, NJ 07424
(973) 435-8411

METRC Sample:
Lot #: K182020

Strain: N/A
Ordered: 01/28/2021; Sampled: 01/28/2021; Completed: 02/09/2021

CBD Oil - K182020

Concentrates & Extracts, Full Extract Cannabis Oil, Other



Pesticides



Microbials



Mycotoxins



Heavy Metals



Foreign Matter



Solvents

Terpenes

Analyzed by 300.13 GC/FID and GC/MS



0.049%
Total Terpenes



Lavender



Chamomile

| Compound | LOQ | Mass | Mass | Relative Concentration |
|---------------------|-------|-------|------|------------------------|
| | % | % | mg/g | |
| Linalool | 0.009 | 0.031 | 0.31 | |
| α-Bisabolol | 0.009 | 0.017 | 0.17 | |
| α-Humulene | 0.009 | <LOQ | <LOQ | |
| α-Pinene | 0.009 | <LOQ | <LOQ | |
| α-Terpinene | 0.009 | <LOQ | <LOQ | |
| β-Caryophyllene | 0.009 | <LOQ | <LOQ | |
| β-Myrcene | 0.009 | <LOQ | <LOQ | |
| β-Pinene | 0.009 | <LOQ | <LOQ | |
| Camphene | 0.009 | <LOQ | <LOQ | |
| Caryophyllene Oxide | 0.009 | <LOQ | <LOQ | |
| cis-Nerolidol | 0.006 | <LOQ | <LOQ | |
| cis-Ocimene | 0.006 | <LOQ | <LOQ | |
| δ-3-Carene | 0.009 | <LOQ | <LOQ | |
| δ-Limonene | 0.009 | <LOQ | <LOQ | |
| Eucalyptol | 0.009 | <LOQ | <LOQ | |
| γ-Terpinene | 0.009 | <LOQ | <LOQ | |
| Geraniol | 0.009 | <LOQ | <LOQ | |
| Guaiol | 0.009 | <LOQ | <LOQ | |
| Isopulegol | 0.009 | <LOQ | <LOQ | |
| p-Cymene | 0.009 | <LOQ | <LOQ | |
| Terpinolene | 0.009 | <LOQ | <LOQ | |
| trans-Nerolidol | 0.003 | <LOQ | <LOQ | |
| trans-Ocimene | 0.003 | <LOQ | <LOQ | |

Cannabinoid Relative Concentration

Analyzed by 300.18 UHPLC/PDA



<LOQ
Total THC



84.002%
Total CBD




NT
Moisture: Not Tested

89.420%
Total Cannabinoids

| Compound | LOQ | Mass | Mass | Relative Concentration |
|----------|-------|--------|--------|------------------------|
| | % | % | mg/g | |
| CBC | 0.041 | <LOQ | <LOQ | |
| CBCa | 0.041 | <LOQ | <LOQ | |
| CBD | 0.041 | 84.002 | 840.02 | |
| CBDa | 0.041 | <LOQ | <LOQ | |
| CBDV | 0.041 | 1.056 | 10.56 | |
| CBDVa | 0.041 | <LOQ | <LOQ | |
| CBG | 0.041 | 4.301 | 43.01 | |
| CBGa | 0.041 | <LOQ | <LOQ | |
| CBL | 0.041 | <LOQ | <LOQ | |
| CBN | 0.041 | 0.061 | 0.61 | |
| Δ8-THC | 0.041 | <LOQ | <LOQ | |
| Δ9-THC | 0.041 | <LOQ | <LOQ | |
| THCa | 0.041 | <LOQ | <LOQ | |
| THCV | 0.041 | <LOQ | <LOQ | |
| THCVa | 0.041 | <LOQ | <LOQ | |

Total THC = 0.877 x THCa + Δ9-THC + Δ8-THC; Total CBD = CBDa * 0.877 + CBD



Stacy Gardalen

Stacy Gardalen
Quality Control

Glen Marquez

Glen Marquez
Quality Control



4439 Polaris Ave
Las Vegas, NV
(702) 728-5180

www.dblabslv.com

This report is considered highly confidential and the sole property of the customer. DB Labs will not discuss any part of this study with personnel other than those authorized by the client. The results described in this report only apply to the samples analyzed. The reported result is based on a sample weight with the applicable moisture content for that sample. LOQ = Limit of Quantitation. Pesticide LOQ = Instrument Limit of Quantitation, NA = Not Analyzed, ND = Not Detected, NR = Not Reported, NT = Not Tested. PGR = Plant Growth Regulator. Unless otherwise stated all quality control samples performed within specifications established by the Laboratory. This product has been tested by DB Labs, LLC (MME# 61887736101164525768) using valid testing methodologies and a quality system as required by Nevada state law. Edibles are picked up prior to final packaging unless otherwise stated. Values reported relate only to the product tested. The uncertainty of measurement associated with the measurement result reported in this certificate is available from the organization upon request. DB Labs makes no claims as to the efficacy, safety or other risks associated with any detected or non-detected levels of any compounds reported herein. This Certificate shall not be reproduced except in full, without the written approval of DB Labs.



Certificate of Analysis

Powered by Confident Cannabis

Power Distribution LLC (Hempzilla CBD)

Sample: 2101DBL0386.1099

86 Lackawanna Ave Ste. 208
Woodland Park, NJ 07424
(973) 435-8411

METRC Sample:
Lot #: K182020

Strain: N/A
Ordered: 01/28/2021; Sampled: 01/28/2021; Completed: 02/09/2021

CBD Oil - K182020

Concentrates & Extracts, Full Extract Cannabis Oil, Other



| Pesticides | | Pass | |
|---|-----|-------|--------|
| Analyzed by 300.9 LC/MS/MS and GC/MS/MS | | | |
| Compound | LOQ | Limit | Status |
| | PPB | PPB | |
| Abamectin | 10 | 200 | Pass |
| Acequinocyl | 10 | 4000 | Pass |
| Bifenazate | 10 | 400 | Pass |
| Bifenthrin | 10 | 100 | Pass |
| Cyfluthrin | 10 | 2000 | Pass |
| Cypermethrin | 10 | 1000 | Pass |
| Daminozide | 10 | 800 | Pass |
| Dimethomorph | 10 | 2000 | Pass |
| Etoazole | 10 | 400 | Pass |
| Fenhexamid | 10 | 1000 | Pass |
| Flonicamid | 10 | 1000 | Pass |
| Fludioxonil | 10 | 500 | Pass |
| Imidacloprid | 10 | 500 | Pass |
| Myclobutanil | 10 | 400 | Pass |
| Paclbutrazol | 10 | 400 | Pass |
| Piperonyl Butoxide | 10 | 3000 | Pass |
| Pyrethrins | 10 | 2000 | Pass |
| Quintozene | 10 | 800 | Pass |
| Spinetoram | 10 | 1000 | Pass |
| Spinosad | 10 | 1000 | Pass |
| Spirotetramat | 10 | 1000 | Pass |
| Thiamethoxam | 10 | 400 | Pass |
| Trifloxystrobin | 10 | 1000 | Pass |
| Plant Growth Regulators | 10 | 50 | Pass |

| Microbials | | Pass | |
|--------------------------------------|-------|-------|--------|
| Analyzed by 300.1 Plating/QPCR | | | |
| Quantitative Analysis | LOQ | Limit | Status |
| | CFU/g | CFU/g | |
| Bile-Tolerant Gram-Negative Bacteria | 9 | 100 | Pass |
| Yeast & Mold | 90 | 1000 | Pass |
| Qualitative Analysis | | | Status |
| E. Coli | | | Pass |
| Salmonella | | | Pass |

| Mycotoxins | | Pass | |
|-------------------------|-----|-------|--------|
| Analyzed by 300.2 Elisa | | | |
| Mycotoxin | LOQ | Limit | Status |
| | PPB | PPB | |
| Aflatoxins | 4.0 | 20.0 | Pass |
| Ochratoxin A | 2.0 | 20.0 | Pass |

| Heavy Metals | | Pass | |
|--------------------------|-----|-------|--------|
| Analyzed by 300.8 ICP/MS | | | |
| Element | LOQ | Limit | Status |
| | PPB | PPB | |
| Arsenic | 54 | 2000 | Pass |
| Cadmium | 54 | 820 | Pass |
| Lead | 54 | 1200 | Pass |
| Mercury | 54 | 400 | Pass |

| Residual Solvents | | Pass | |
|-------------------------------------|-----|-------|--------|
| Analyzed by 300.13 GC/FID and GC/MS | | | |
| Compound | LOQ | Limit | Status |
| | PPM | PPM | |
| Butanes | 56 | 500 | Pass |
| Heptanes | 56 | 500 | Pass |
| Propane | 56 | 500 | Pass |



Stacy Gardalen

Stacy Gardalen
Quality Control

Glen Marquez

Glen Marquez
Quality Control



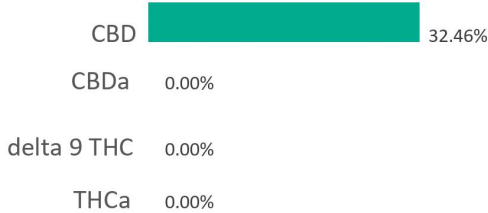
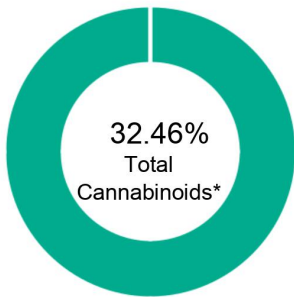
4439 Polaris Ave
Las Vegas, NV
(702) 728-5180

www.dblabslv.com

This report is considered highly confidential and the sole property of the customer. DB Labs will not discuss any part of this study with personnel other than those authorized by the client. The results described in this report only apply to the samples analyzed. The reported result is based on a sample weight with the applicable moisture content for that sample. LOQ = Limit of Quantitation. Pesticide LOQ = Instrument Limit of Quantitation, NA = Not Analyzed, ND = Not Detected, NR = Not Reported, NT = Not Tested, PGR = Plant Growth Regulator. Unless otherwise stated all quality control samples performed within specifications established by the Laboratory. This product has been tested by DB Labs, LLC (MME# 61887736101164525768) using valid testing methodologies and a quality system as required by Nevada state law. Edibles are picked up prior to final packaging unless otherwise stated. Values reported relate only to the product tested. The uncertainty of measurement associated with the measurement result reported in this certificate is available from the organization upon request. DB Labs makes no claims as to the efficacy, safety or other risks associated with any detected or non-detected levels of any compounds reported herein. This Certificate shall not be reproduced except in full, without the written approval of DB Labs.

Hempzilla Relax 150mg

| | | | |
|------------------|-------------|-----------------|--------------|
| Batch ID: | B164-031 | Test ID: | 8579710.0110 |
| Reported: | 13-Aug-2019 | Method: | TM14 |
| Type: | Concentrate | | |
| Test: | Potency | | |

CANNABINOID PROFILE


| Compound | LOQ (%) | Result (%) | Result (mg/g) |
|--|---------|--------------|---------------|
| Delta 9-Tetrahydrocannabinolic acid (THCA-A) | 0.00 | 0.00 | 0.0 |
| Delta 9-Tetrahydrocannabinol (Delta 9THC) | 0.00 | 0.00 | 0.0 |
| Cannabidiolic acid (CBDA) | 0.00 | 0.00 | 0.0 |
| Cannabidiol (CBD) | 0.00 | 32.46 | 324.6 |
| Delta 8-Tetrahydrocannabinol (Delta 8THC) | 0.00 | 0.00 | 0.0 |
| Cannabinolic Acid (CBNA) | 0.00 | 0.00 | 0.0 |
| Cannabinol (CBN) | 0.00 | 0.00 | 0.0 |
| Cannabigerolic acid (CBGA) | 0.00 | 0.00 | 0.0 |
| Cannabigerol (CBG) | 0.00 | 0.00 | 0.0 |
| Tetrahydrocannabivarinic Acid (THCVA) | 0.00 | 0.00 | 0.0 |
| Tetrahydrocannabivarin (THCV) | 0.00 | 0.00 | 0.0 |
| Cannabidivarinic Acid (CBDVA) | 0.00 | 0.00 | 0.0 |
| Cannabidivarin (CBDV) | 0.00 | 0.00 | 0.0 |
| Cannabichromenic Acid (CBCA) | 0.00 | 0.00 | 0.0 |
| Cannabichromene (CBC) | 0.00 | 0.00 | 0.0 |
| Total Cannabinoids | | 32.46 | 324.60 |
| Total Potential THC** | | 0.00 | 0.00 |
| Total Potential CBD** | | 32.46 | 324.60 |

 NOTES:
 N/A

% = % (w/w) = Percent (Weight of Analyte / Weight of Product)
 * Total Cannabinoids result reflects the absolute sum of all cannabinoids detected.
 ** Total Potential THC/CBD is calculated using the following formulas to take into account the loss of a carboxyl group during decarboxylation step.
 Total THC = THC + (THCa *(0.877)) and Total CBD = CBD + (CBDa *(0.877))

FINAL APPROVAL


 Alex Smith
 13-Aug-2019
 4:05 PM


 Greg Zimpfer
 13-Aug-2019
 7:15 PM

PREPARED BY / DATE

APPROVED BY / DATE

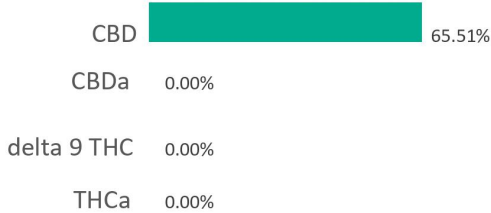
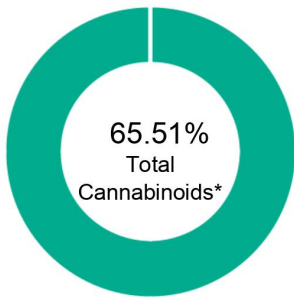
Testing results are based solely upon the sample submitted to Botanacor Laboratories, LLC, in the condition it was received. Botanacor Laboratories, LLC warrants that all analytical work is conducted professionally in accordance with all applicable standard laboratory practices using validated methods. Data was generated using an unbroken chain of comparison to NIST traceable Reference Standards and Certified Reference Materials. This report may not be reproduced, except in full, without the written approval of Botanacor Laboratories, LLC. ISO/IEC 17025:2005 Accredited A2LA Certificate Number 4329.02



Certificate #4329.02

Hempzilla Relax 300mg

| | | | |
|------------------|-------------|-----------------|--------------|
| Batch ID: | B164-032 | Test ID: | 5812391.1132 |
| Reported: | 12-Aug-2019 | Method: | TM14 |
| Type: | Concentrate | | |
| Test: | Potency | | |

CANNABINOID PROFILE


| Compound | LOQ (%) | Result (%) | Result (mg/g) |
|--|---------|--------------|---------------|
| Delta 9-Tetrahydrocannabinolic acid (THCA-A) | 0.00 | 0.00 | 0.0 |
| Delta 9-Tetrahydrocannabinol (Delta 9THC) | 0.00 | 0.00 | 0.0 |
| Cannabidiolic acid (CBDA) | 0.00 | 0.00 | 0.0 |
| Cannabidiol (CBD) | 0.00 | 65.51 | 655.1 |
| Delta 8-Tetrahydrocannabinol (Delta 8THC) | 0.00 | 0.00 | 0.0 |
| Cannabinolic Acid (CBNA) | 0.00 | 0.00 | 0.0 |
| Cannabinol (CBN) | 0.00 | 0.00 | 0.0 |
| Cannabigerolic acid (CBGA) | 0.00 | 0.00 | 0.0 |
| Cannabigerol (CBG) | 0.00 | 0.00 | 0.0 |
| Tetrahydrocannabivarinic Acid (THCVA) | 0.00 | 0.00 | 0.0 |
| Tetrahydrocannabivarin (THCV) | 0.00 | 0.00 | 0.0 |
| Cannabidivarinic Acid (CBDVA) | 0.00 | 0.00 | 0.0 |
| Cannabidivarin (CBDV) | 0.00 | 0.00 | 0.0 |
| Cannabichromenic Acid (CBCA) | 0.00 | 0.00 | 0.0 |
| Cannabichromene (CBC) | 0.00 | 0.00 | 0.0 |
| Total Cannabinoids | | 65.51 | 655.10 |
| Total Potential THC** | | 0.00 | 0.00 |
| Total Potential CBD** | | 65.51 | 655.10 |

 NOTES:
 N/A

% = % (w/w) = Percent (Weight of Analyte / Weight of Product)
 * Total Cannabinoids result reflects the absolute sum of all cannabinoids detected.
 ** Total Potential THC/CBD is calculated using the following formulas to take into account the loss of a carboxyl group during decarboxylation step.
 Total THC = THC + (THCa *(0.877)) and Total CBD = CBD + (CBDa *(0.877))

FINAL APPROVAL


Sam Smith
 12-Aug-2019
 9:20 AM

PREPARED BY / DATE


David Green
 12-Aug-2019
 9:53 AM

APPROVED BY / DATE


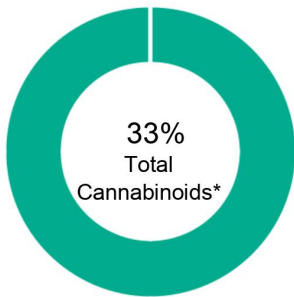
Testing results are based solely upon the sample submitted to Botanacor Laboratories, LLC, in the condition it was received. Botanacor Laboratories, LLC warrants that all analytical work is conducted professionally in accordance with all applicable standard laboratory practices using validated methods. Data was generated using an unbroken chain of comparison to NIST traceable Reference Standards and Certified Reference Materials. This report may not be reproduced, except in full, without the written approval of Botanacor Laboratories, LLC. ISO/IEC 17025:2005 Accredited A2LA Certificate Number 4329.02



Certificate #4329.02

Hempzilla Socialize 150mg

| | | | |
|------------------|-------------|-----------------|--------------|
| Batch ID: | B164-034 | Test ID: | 8579710.0111 |
| Reported: | 13-Aug-2019 | Method: | TM14 |
| Type: | Concentrate | | |
| Test: | Potency | | |

CANNABINOID PROFILE


| Compound | LOQ (%) | Result (%) | Result (mg/g) |
|--|---------|--------------|---------------|
| Delta 9-Tetrahydrocannabinolic acid (THCA-A) | 0.00 | 0.00 | 0.0 |
| Delta 9-Tetrahydrocannabinol (Delta 9THC) | 0.00 | 0.00 | 0.0 |
| Cannabidiolic acid (CBDA) | 0.00 | 0.00 | 0.0 |
| Cannabidiol (CBD) | 0.00 | 33.00 | 330.0 |
| Delta 8-Tetrahydrocannabinol (Delta 8THC) | 0.00 | 0.00 | 0.0 |
| Cannabinolic Acid (CBNA) | 0.00 | 0.00 | 0.0 |
| Cannabinol (CBN) | 0.00 | 0.00 | 0.0 |
| Cannabigerolic acid (CBGA) | 0.00 | 0.00 | 0.0 |
| Cannabigerol (CBG) | 0.00 | 0.00 | 0.0 |
| Tetrahydrocannabivarinic Acid (THCVA) | 0.00 | 0.00 | 0.0 |
| Tetrahydrocannabivarin (THCV) | 0.00 | 0.00 | 0.0 |
| Cannabidivarinic Acid (CBDVA) | 0.00 | 0.00 | 0.0 |
| Cannabidivarin (CBDV) | 0.00 | 0.00 | 0.0 |
| Cannabichromenic Acid (CBCA) | 0.00 | 0.00 | 0.0 |
| Cannabichromene (CBC) | 0.00 | 0.00 | 0.0 |
| Total Cannabinoids | | 33.00 | 330.00 |
| Total Potential THC** | | 0.00 | 0.00 |
| Total Potential CBD** | | 33.00 | 330.00 |

 NOTES:
 N/A

% = % (w/w) = Percent (Weight of Analyte / Weight of Product)
 * Total Cannabinoids result reflects the absolute sum of all cannabinoids detected.
 ** Total Potential THC/CBD is calculated using the following formulas to take into account the loss of a carboxyl group during decarboxylation step.
 Total THC = THC + (THCa *(0.877)) and Total CBD = CBD + (CBDa *(0.877))

FINAL APPROVAL


 Alex Smith
 13-Aug-2019
 4:08 PM


 Greg Zimpfer
 13-Aug-2019
 7:15 PM

PREPARED BY / DATE

APPROVED BY / DATE

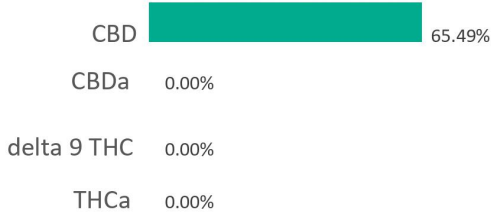
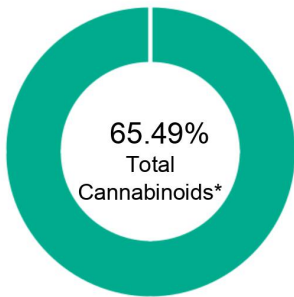
Testing results are based solely upon the sample submitted to Botanacor Laboratories, LLC, in the condition it was received. Botanacor Laboratories, LLC warrants that all analytical work is conducted professionally in accordance with all applicable standard laboratory practices using validated methods. Data was generated using an unbroken chain of comparison to NIST traceable Reference Standards and Certified Reference Materials. This report may not be reproduced, except in full, without the written approval of Botanacor Laboratories, LLC. ISO/IEC 17025:2005 Accredited A2LA Certificate Number 4329.02



Certificate #4329.02

Hempzilla Socialize 300mg

| | | | |
|------------------|-------------|-----------------|--------------|
| Batch ID: | B164-035 | Test ID: | 5812391.1135 |
| Reported: | 12-Aug-2019 | Method: | TM14 |
| Type: | Concentrate | | |
| Test: | Potency | | |

CANNABINOID PROFILE


| Compound | LOQ (%) | Result (%) | Result (mg/g) |
|--|---------|--------------|---------------|
| Delta 9-Tetrahydrocannabinolic acid (THCA-A) | 0.00 | 0.00 | 0.0 |
| Delta 9-Tetrahydrocannabinol (Delta 9THC) | 0.00 | 0.00 | 0.0 |
| Cannabidiolic acid (CBDA) | 0.00 | 0.00 | 0.0 |
| Cannabidiol (CBD) | 0.00 | 65.49 | 654.9 |
| Delta 8-Tetrahydrocannabinol (Delta 8THC) | 0.00 | 0.00 | 0.0 |
| Cannabinolic Acid (CBNA) | 0.00 | 0.00 | 0.0 |
| Cannabinol (CBN) | 0.00 | 0.00 | 0.0 |
| Cannabigerolic acid (CBGA) | 0.00 | 0.00 | 0.0 |
| Cannabigerol (CBG) | 0.00 | 0.00 | 0.0 |
| Tetrahydrocannabivarinic Acid (THCVA) | 0.00 | 0.00 | 0.0 |
| Tetrahydrocannabivarin (THCV) | 0.00 | 0.00 | 0.0 |
| Cannabidivarinic Acid (CBDVA) | 0.00 | 0.00 | 0.0 |
| Cannabidivarin (CBDV) | 0.00 | 0.00 | 0.0 |
| Cannabichromenic Acid (CBCA) | 0.00 | 0.00 | 0.0 |
| Cannabichromene (CBC) | 0.00 | 0.00 | 0.0 |
| Total Cannabinoids | | 65.49 | 654.90 |
| Total Potential THC** | | 0.00 | 0.00 |
| Total Potential CBD** | | 65.49 | 654.90 |

 NOTES:
 N/A

% = % (w/w) = Percent (Weight of Analyte / Weight of Product)
 * Total Cannabinoids result reflects the absolute sum of all cannabinoids detected.
 ** Total Potential THC/CBD is calculated using the following formulas to take into account the loss of a carboxyl group during decarboxylation step.
 Total THC = THC + (THCa *(0.877)) and Total CBD = CBD + (CBDa *(0.877))

FINAL APPROVAL


Sam Smith
 12-Aug-2019
 9:22 AM


David Green
 12-Aug-2019
 9:53 AM

PREPARED BY / DATE

APPROVED BY / DATE

Testing results are based solely upon the sample submitted to Botanacor Laboratories, LLC, in the condition it was received. Botanacor Laboratories, LLC warrants that all analytical work is conducted professionally in accordance with all applicable standard laboratory practices using validated methods. Data was generated using an unbroken chain of comparison to NIST traceable Reference Standards and Certified Reference Materials. This report may not be reproduced, except in full, without the written approval of Botanacor Laboratories, LLC. ISO/IEC 17025:2005 Accredited A2LA Certificate Number 4329.02



Certificate #4329.02