




FORD TRANSMISSION KICKDOWN LEVER
KIT CONTENTS AND
INSTALLATION INSTRUCTIONS

KIT CONTENTS

- (A) 1x SPRING PERCH
- (B) 2x LOCK WASHER
- (C) 2x PHILLIPS SCREW
- (D) 1x KICKDOWN SPRING
- (E) 1x E-CLIP




INSTALLATION INSTRUCTIONS




STEP ONE

Remove zip tie from Kickdown Lever and Throttle Lever.



STEP TWO

Install spring perch on to throttle body, using the two mounting holes.



STEP THREE

Attach Kickdown Spring to Spring Perch and Kickdown Lever.
Install Transmission Kickdown to Kickdown Lever and install E-clip.

(*E) After the kickdown is installed, the E-Clip will be installed in this location.