



ARGAN BLUSH PRODUCT SHEET

Silk Oil of Morocco's Argan Vegan Blush provides cheeks with beautiful warmth and definition to help brighten the complexion. A lightweight mineral powder enhanced with Cold Pressed Certified Organic Argan Oil which is rich in vitamins, antioxidants, omega-6 and omega-9 essential fatty acids, blended with soft pigments to help enhance the cheek with natural looking colour or can be built to a full intense colour finish. Available in four gorgeous moroccan shades suitable for every skin tone and occasion

SUITABLE FOR: ALL SKIN TONES

KEY INGREDIENTS

- Cold Pressed Certified Organic Argan Oil
 - Zinc Oxide
 - Mica
 - Silica
- Quality Colours

INGREDIENTS

Mica, Zinc Oxide, Silica, Argania Spinosa Kernel Oil*, +/- CI 16035, CI 77491, CI 77492, CI 15850. *Certified Organic Contains Nut Oils

TIPS & TRICKS

- 1. Select a colour that will accent your best facial features**
- For pale skin, stick to the more natural shades such as Moroccan Berry, Coral or Summer. Moroccan Flame is the darkest and most intense of all colour shades and therefore is suggested to be used on slightly more tanned skin tones or for a intense colour finish.
- 2. Remember less is more** - Blush is a great tool to help promote healthy, natural colour and accentuate facial features however, blush can sometimes be overused therefore apply blush a small amount at a time and build to avoid over using.

DIRECTIONS OF USE

1. Tip a small amount of loose powder into lid then swirl Silk Oil of Morocco's Vegan Blush Brush into powder.
2. Tap edge of brush over lid to remove any excess powder.

To Add Colour & Warmth: Smile, then continue to apply Argan Vegan Blush to the apples of the cheeks. Blend the colour along the cheekbone in an upwards motion and lightly sweep for a natural finish or build for an intense colour finish.

To Highlight & Define: Apply Argan Vegan Blush under the cheek bone to the hollows of the cheek. Start from the corner of the lips and move upwards towards the temple.

BENEFITS

- Infused with Cold Pressed Certified Organic Argan Oil
- Vegan Friendly
- Mineral Formula
- Assists in adding warmth to skin tone
- Can be used to highlight and add definition to cheeks
- Soft pigments that are buildable - achieve a barely blushing or full intense colour finish
- Lightweight - finely milled mineral powder
- Long wearing - a little goes a long way
- Offered in 4 colours to compliment all skin tones
- Manufactured in Australia

FREE FROM

- Parabens
- Animal Testing
- Bismuth Oxychloride
- Talc

COLOUR GUIDE

Moroccan Berry – Purple Pink – For a warm touch
 Moroccan Coral – Coral Pink – For a barely blushing look
 Moroccan Flame – Dark Pink – For full intense colour
 Moroccan Summer – Dusty Pink – For a natural glow

EXPIRY DATE/SHELF LIFE

12 months after opening. 36 months unopened

COMPLEMENTARY PRODUCTS

All Silk Cosmetic Products
 Silk Makeup Brushes
 Silk Argan Brush Cleaner

PACKAGING MATERIAL

Recyclable



MADE WITH ARGAN OIL



ALCOHOL FREE



NO BISMUTH OXYCHLORIDE



CRUELTY FREE



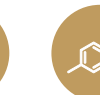
NO ARTIFICIAL FRAGRANCES



LANOLIN FREE



*CERTIFIED ORGANIC INGREDIENTS



PARABEN FREE



TALC FREE



MADE IN AUSTRALIA





ARGAN BLUSH PRODUCT SHEET

FAQS

WHAT SIZES ARE AVAILABLE? 3g, 10g

WHAT DOES BLUSH ACTUALLY DO? Silk oil of morocco's argan vegan mineral blush provides beautiful warmth and definition to help brighten the complexion

HOW MUCH ARGAN VEGAN BLUSH WILL I NEED TO USE? Remember less is more. blush is a great to help promote healthy, natural colour and to accentuate facial features however, blush can sometimes be overused therefore apply argan vegan blush in a small amount at a time and build to avoid over using. please refer to the tips & tricks on applying blush

HOW DO I CHOOSE THE RIGHT COLOUR ARGAN VEGAN BLUSH FOR MY SKIN TONE? Select a blush colour that will accent you best facial features. For pale skin, stick to more natural shades such as moroccan berry, coral or summer. Moroccan flame is the darkest and most intense of all blush colours and therefore is suggested to be used on slightly more tanned skin tones or for an intense colour finish

WHAT IS THE BEST SILK MAKEUP TOOL TO APPLY WITH ARGAN VEGAN BLUSH? Applying the argan vegan blush with the vegan blush brush or silk 220 blush airbrush will provide the best result

KEY INGREDIENTS

Cold Pressed Certified Organic Argan Oil - (Argania Spinosa Kernel Oil) is obtained from the fruit kernel of the Argan Tree. Rich in Vitamin E, antioxidants, omega-6 and omega-9 essential fatty acids all of which assist in keeping skin nourished and hydrated

Zinc Oxide – derived from Mineral and works as a natural sunscreen agent by reflecting and scattering UV rays

Mica – helps create a light reflecting finish helping to control shine.

Silica – derived from mineral and can help with absorbing moisture and acts as an anticaking agent

Quality Colours –to provide colour in the blush powder



BERRY

3G-OMC012-B3

0.04kg

3cm high x 6cm in diameter

10G-OMC012-B10

0.12 kg

6.3cm x 6.3cm x 4.5cm high



CORAL

3G-OMC012-C3

0.04kg

3cm high x 6cm in diameter

10G-OMC012-C10

0.12 kg

6.3cm x 6.3cm x 4.5cm high



FLAME

3G-OMC012-F3

0.04kg

3cm high x 6cm in diameter

10G-OMC012-F10

0.12 kg

6.3cm x 6.3cm x 4.5cm high



SUMMER

3G-OMC012-S3

0.04kg

3cm high x 6cm in diameter

10G-OMC012-S10

0.12 kg

6.3cm x 6.3cm x 4.5cm high

HS-3304.91.00

CAUTION: Contains Nut Oils. Avoid getting into the eyes. If product gets into eyes wash out thoroughly with water. It is recommended to always review the full ingredients lists and conduct a patch test prior to using the product for the first time- apply a small amount to a discreet patch of skin, like the inside of your arm. If any signs of redness or skin irritation occurs, do not use.

Vegan and cruelty-free products are made without any animal or animal-derived ingredients, and, they are not tested on animals at any point in the production process.



UNIT 2, 13 REDCLIFFE GARDENS DRIVE, CLONTARF 4019 QLD AUSTRALIA
PHONE: AUS +61(0)7 3880 3380

WWW.SILKOOILOFMOROCCO.COM @SILKOOILOFMOROCCO

PAGE: 2/4
REVISION: 4
ISSUE DATE:17/02/20





MOROCCAN
BERRY
(PURPLE PINK)

FOR A WARM
TOUCH



MOROCCAN
CORAL
(CORAL PINK)

FOR A BARELY
BLUSHING
LOOK



MOROCCAN
FLAME
(DARK PINK)

FOR A FULL
INTENSE
COLOUR
FINISH



MOROCCAN
SUMMER
(DUSTY PINK)

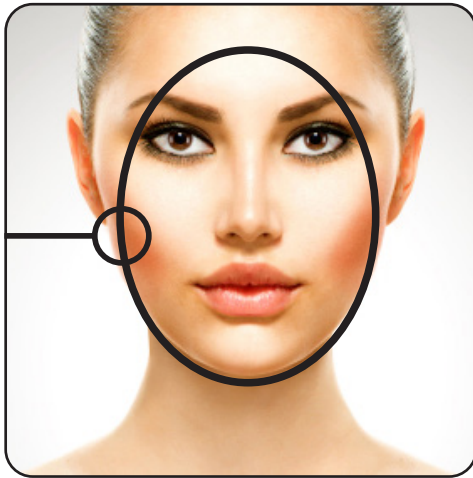
FOR A NATURAL
GLOW



ARGAN BLUSH TIPS & TRICKS

1

OVAL FACE



- 🌿 Oval face shape can apply blush in many ways
- 🌿 Applying blush to the apples of the cheeks and swiping upwards to highlight the cheek bones is the most flattering

2


ROUND FACE



- 🌿 Round face shapes should focus blush on the outer portions of the face
- 🌿 Apply Argan blush upwards along the contours of the cheek towards the ear
- 🌿 Slims the face and enhances cheek bone definition

3

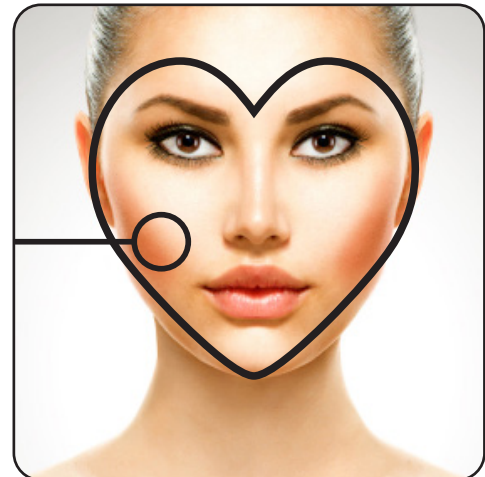
SQUARE FACE



- 🌿 Square face shapes should focus blush at the centre of the face
- 🌿 Apply blush only to the apples of the cheeks
- 🌿 Softens the angles of the face

4

HEART SHAPED FACE



- 🌿 Heart face shapes should avoid lots of blush. Instead, a sweep of blush is ideal
- 🌿 Apply blush right under the apples of the cheeks with a light sweep upwards
- 🌿 Enhances the face contours and balances the jawline

