


IMPLANT
SYSTEM
BioLine[®]
Dental Implants Series



INNOVATION MEETS PERFECTION

ABOUT



Asher Ohayon
CEO

The art of simplicity, is our guiding line

At Bioline Dental Implants, we address the needs of Dental implantology, sharing our experience and technology, utilizing experts and investing in research, training and education. All this results in the art of simplicity. we have solutions that simplify dental implantology procedures and deliver proven clinical long-term success.

We maximize our experience and innovative technology

We maximize our experience and technology to ensure that our products offer the best highend clinical solution. From the beginning of our activity in 2005, we have been focused on the development, design and manufacture of dental implants with very accurate prosthetic parts. Our state of the art manufacturing facility, which is operational 24/7, includes a dedicated team of designers, clinical consultants, CNC operators and QA department to ensure the highest possible standards and quality of our products. It enable us to grant a lifetime warranty for our dental implants.

We offer high quality, simple-to-use product lines

We have been focused on state of the art simple-strong-accurate implant technology by developing implants based on two connections principals - an internal hex connection and a conical hex connection. Created on a switching -platform that fit all possible prosthetic system, they allow Implantologists to use a single restoration line for each implant platform. Furthermore, the development of all our products – implants, abutments and surgical tools – takes existing systems into account in order to make the procedure simple and reduce period of learning for a new Implantologist. Our surgical tool kit is compatible with all products and includes everything from basic surgical tools to advanced instruments needed for maximum efficiency. In addition to make work processes short and simple, our products have an overall implant clinical success rate of 98.7% reported and documented according to our detailed recommended instruction for use.

We invest in research and development constantly

Our R & D teams collaborate closely with an international panel of experts who have extensive clinical and academic knowledge. We also invest in new technologies and encourage innovative thinking, clinical trials, studies. This investment of research and development ensures that our products are constantly aligned with market needs and constant improvement's, and that we are able to develop clever, easy and simple to use, best quality products.

We are environment friendly

We are very committed to environment keeping and take maximum measures to avoid using harmful and non-green materials in production lines we also encourage recycling of packing materials and prefer suppliers respecting environment. We encourage contributing to global community, We at Bioline participate in local- global events of contributing to community in developing countries and support pro bono contributor's by giving free products to aid needing communities.



QUALITY SYSTEM

At Bioline, quality management is an integral part of the way we do business. Quality is one of our company's core values. We believe that in order to provide quality products and service to our customers, we must think-act-implement quality at all times. Our team is comprised of highly professional and qualified personnel who all contribute, each with their own expertise, to cooperatively create the high standards we uphold. Integrity and transparency are an integral part of our organizational culture, enabling us to offer products from the highest of standards in the dental market. Bioline dental Implant in-house manufacturing facilities allow it to efficiently produce commercial quantities of implants and accurate prosthetic parts to meet US, EU, Rus, India Mexico and many other countries requirements. We have a state of the art production facility that is dedicated to providing high quality products. Each and every one of our products designed and manufactured to meet the highest level of standards worldwide and we are regulatory approved by a number of leading notify bodies.

International Regulations-Certifications

As an advanced medical certified manufacturing facility, Bioline is fully compliance with all European directive for Medical Devise EN 93/42/EEC and ISO 13485:2016. Our factory is inspected on a regular basis by European Notified Body to ensure we are comply the requirements of the Standards. Bioline is authorized to operate within USA and the EEA and all regulating bodies have given their approval to Bioline. We have invested a significant amount of resources to ensure that we maintain high quality in our manufacturing processes.

Bioline had gain and work according to the following standards:

CE marking - Certificate Number 14 0611 QS/NB/a

EN ISO 13485:2016 – Certificate Number I14081.

FDA listing of all prosthetic part and surgical tools

RUS – Russian regulation and marketing certificate

Free sale & Declarations of Conformity for medical device products are available

Lifetime Warranty Policy

Bioline has complete confidence in the quality and long-term success of the products we manufacture and market, therefor we offer a lifetime guarantee to all of our products.

provided they are used properly and in accordance with our instructions for use and maintenance.



R & D DEPARTMENT

Engineering cad-cam

Our company specializes in designing computer-aided dental elements. The planning department engineers have extensive experience in many areas: Computerized mechanical design.

- Strength of materials.
- Simulation of assemblies and subassemblies.
- Metallurgy.

Human engineering and product planning to use a simple, stable and comfortable to the doctor and the patient. Dental product design requires a comprehensive scientific thinking concerning mechanical strength of the product and the ability to ensure the survival during transplantation as well as the creation of a precise & strong connection and resistant to vibration and continuous wear. We are working on the continuous development of new products and improving existing products to ensure total quality so as to assure long-term success in improving the patient's quality of life.

State of the art accurate machining

Our company has a modern factory with high quality computerized machines, very secure, continuous and repeatable accuracy. Manufacturing operations based on a computerized manufacturing system and program management and monitoring of the different jobs and very strict production process, controlled by skilled workers with knowledge and experience.

Quality inspection

Our company manufactures medical-dental products during application and adaptation, most stringent workmanship standards in the industry. The company's products are tested in the production process and in the transition between the various production stages by qualified inspectors in accordance with the specifications defined in production procedures. Our company is certified to ISO 13485-2012 and carries the CE-1023 icon. Our company is working constantly to improve the quality policy and ensuring maximum quality level of the company's products, all to ensure excellent products and customer satisfaction.

Clean room packing

Packaging process is done in a clean room, ensures purification level specified by the medical device for dental implants. Packaging room environment ensures hygiene product during the sterile packaging and ensuring long shelf life without any possible contamination of the product. This room clean environment suitable for international labor standards defined in the CE standard.



LABELING & PACKAGING

State of the art packaging, easy to use & to handle during the time of surgery. clear warranty lable's contain the following simbles:

BIO-IS3718

Product name + sizes

REF

ILS1137

LOT

BIO170290-01

REF + LOT codes



2022-09

expiration date

STERILE R

this product is sterilized by gamma radiation



Do not Double sterilize



for single use only



BIOFIX™

Biological Surface Treatment Concept:

The use of a granular, multi-phase calcium phosphate abrasive such as Apatitic Abrasive has been recognized and Accepted for many years in the dental, orthopedic, and spinal markets. Apatitic Abrasive provides a textured surface to Either increase the surface area that comes in contact with the bone or as a surface preparation prior to the application of a Coating such as hydroxyapatite or porous titanium. Conventional abrasive blasting techniques that utilize alumina or silicon carbide always leave residual abrasive as a contaminant embedded in the implant surface. Apatitic Abrasive will provide a residue free surface after passivation. The reference literature below links to research studies Which discuss Sandblasted And Acid Etched (SLA) surface treated implants- specifically with the use of Bioline's Apatitic Abrasive. Our guiding line in formula is to avoid possible metal contamination's caused by remains of abrasive materials sprayed on the titanium implant during surface treatment creation. treatment provide the cleanest and most effective result to be monitored for many years to come.

What is Osseointegration?

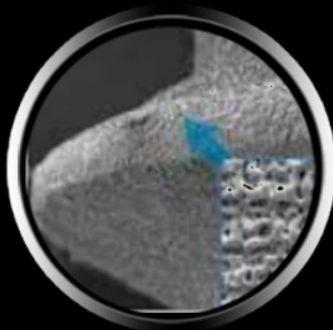
Osseointegration, defined as a direct structural and functional connection between ordered, living bone and the surface of a load-carrying implant, is critical for implant stability, and is considered a prerequisite for implant loading and long-term clinical success of endosseous dental implants. The implant-tissue interface is an extremely dynamic region of interaction. This complex interaction involves not only biomaterial and biocompatibility issues but also alteration of mechanical environment. The processes of osseointegration involve an initial interlocking between alveolar bone and the implant body, and later, biological fixation through continuous bone apposition and remodeling toward the implant. The process itself is quite complex and there are many factors that influence the formation and maintenance of bone at the implant surface.

The Usage & Advantage of Calcium Phosphate:

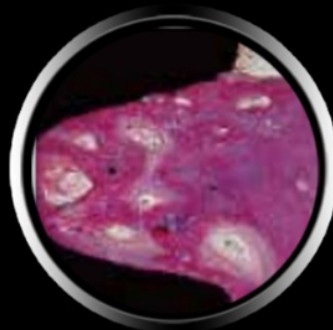
Calcium phosphate (CaP) biomaterials currently in use for bone repair, substitution, augmentation, and regeneration include hydroxyapatite of synthetic or biologic origin, beta-tricalcium phosphate (β -TCP) and biphasic calcium phosphate. They are available as granules, porous blocks, CaP/ polymer composites, cements, and as coatings on orthopedic and dental implants. Experimental CaP biomaterials include CO₃- and F-substituted apatites, Mg- and Zn-substituted β TCP, and CaP glasses.



Rotational implants group, 4-week healing period (H&E: A, $\times 40$; B, $\times 100$).



Hydroxyapatite coated implant surface



Control group, 8-week healing period (H&E, $\times 200$). Cell-rich bone marrow zone was seen.



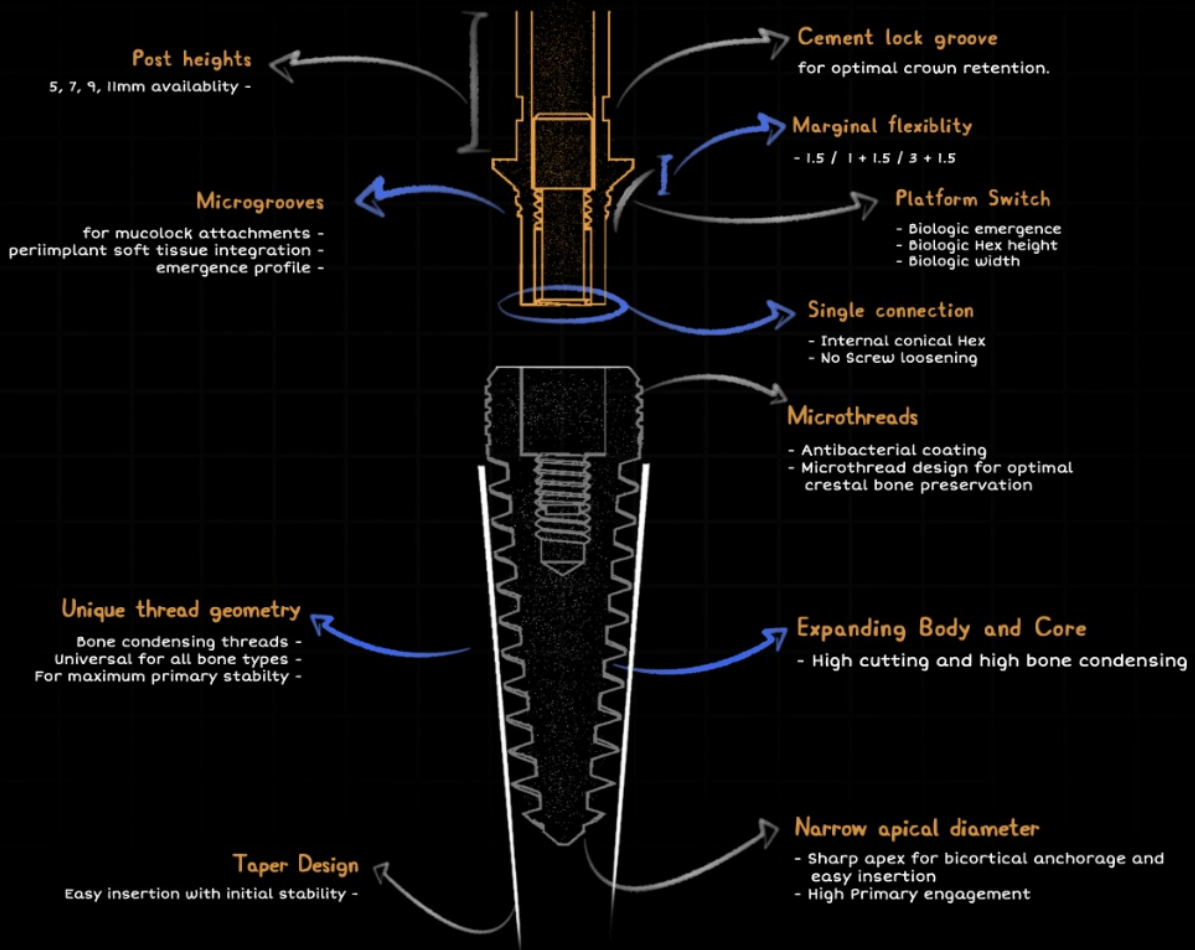
IMPLANT
SYSTEM
BioLine[®]
Dental Implants Series

References:

<https://www.ncbi.nlm.nih.gov/pmc/articles/PMC3602536/>

<https://www.ncbi.nlm.nih.gov/pmc/articles/PMC3596629/>

http://www.jaypeejournal.com/eJournals/ShowText.aspx?ID=7317&Type=FREE&TYP=TOP&IN=_eJournals/images/JPLGO.gif&ID=555&isPDF=YES



DESIGN CONCEPT



Internal conical Hex

DESIGN FEATURES AND BENEFITS

Threads

Design Features

- Unique threads shape
- Two micro threads
- Variable thread design



Clinical Advantages / Benefits

- High cutting efficiency
- Optimal bone condensing
- Fast insertion
- Excellent bone grip
- Greater surface area (BIC), profile surface increased by 20%



Apical Area

Design Features

- Narrow apex
- Sharp and deep threads
- Condensing flutes
- Centering feature and gripping tips
- Anti-rotational groove for Primary stability and high BIC



Clinical Advantages / Benefits


- High & firm primary engagement
- Easy navigation and penetration
- High cutting efficiency



Coronal Area


Design Features:

- Platform switching
- Micro threads
- Cutting flutes
- Internal conical switch



Clinical Advantages / Benefits

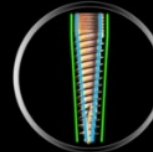
- Reduced pressure on cortical part
- Gentle, delicate cutting
- Improved bone preservation
- High initial stability
- Long term and stable esthetic results



Body and Core


Design Features

- Implant outer line:
- Straight coronal part
 - Slightly tapered body
 - Tapered apical part
 - Tapered core




Clinical Advantages / Benefits

- Optimal bone condensing
- High primary stability
- Reduced pressure along implant's body



IMPLANT
SYSTEM
BioLine[®]
Dental Implants Series

i-SURFACE







INDICATION

Suitable for Conventional Delayed Implantation, Immediate Implantation, pterygoids, Nerve Bypass, Bicortical engagements Universal Implant design for all the cases D1, D2, D3, D4 Soft bone Maxillary and Mandibular jaws.





* Drilling protocol to be followed.

- DIAMETERS: 3, 3.5, 3.75, 4.2
- LENGTHS: 16, 18, 20, 22, 25
- COLOUR CODE: GREY

IMPLANT DIA./ COLOR CODE (mm)	LENGTH (mm)	CODE
3.0 	08	BIO-IS3008
	10	BIO-IS3010
	11.5	BIO-IS3011
	13	BIO-IS3013
	16	BIO-IS3016
	18	BIO-IS3018
	20	BIO-IS3020
	22	BIO-IS3022
	25	BIO-IS3025
3.5 	08	BIO-IS3508
	10	BIO-IS3510
	11.5	BIO-IS3511
	13	BIO-IS3513
	16	BIO-IS3516
	18	BIO-IS3518
	20	BIO-IS3520
	22	BIO-IS3522
	25	BIO-IS3525
3.75 	08	BIO-IS3708
	10	BIO-IS3710
	11.5	BIO-IS3711
	13	BIO-IS3713
	16	BIO-IS3716
	18	BIO-IS3718
	20	BIO-IS3720
	22	BIO-IS3722
	25	BIO-IS3725
4.2 	08	BIO-IS4208
	10	BIO-IS4210
	11.5	BIO-IS4211
	13	BIO-IS4213
	16	BIO-IS4216
	18	BIO-IS4218
	20	BIO-IS4220
	22	BIO-IS4222
	25	BIO-IS4225

i-HYBRID



IMPLANT DIA./ COLOR CODE (mm)	LENGTH (mm)	CODE
3.0 	16	BIO-IH3016
	18	BIO-IH3018
	20	BIO-IH3020
	22	BIO-IH3022
	25	BIO-IH3025
3.5 	16	BIO-IH3516
	18	BIO-IH3518
	20	BIO-IH3520
	22	BIO-IH3522
	25	BIO-IH3525
3.75 	16	BIO-IH3716
	18	BIO-IH3718
	20	BIO-IH3720
	22	BIO-IH3722
	25	BIO-IH3725
4.2 	16	BIO-IH4216
	18	BIO-IH4218
	20	BIO-IH4220
	22	BIO-IH4222
	25	BIO-IH4225




INDICATION

- Designed to achieve a perfect anchorage in Pterygoid bone.
- DIAMETER: 3, 3.5, 3.75, 4.2
- LENGTHS: 16,18,20,22,25
- COLOUR CODE: TEAL GREEN

IMPLANT
SYSTEM
BioLine[®]
Dental Implants Series

i-GOLD




IMPLANT DIA./ COLOR CODE (mm)	LENGTH (mm)	CODE
3.5 	16	BIO-IG3516
	18	BIO-IG3518
	20	BIO-IG3520
	22	BIO-IG3522
	25	BIO-IG3525
3.75 	16	BIO-IG3716
	18	BIO-IG3718
	20	BIO-IG3720
	22	BIO-IG3722
	25	BIO-IG3725
4.2 	16	BIO-IG4216
	18	BIO-IG4218
	20	BIO-IG4220
	22	BIO-IG4222
	25	BIO-IG4225

Indications

- Trans-sinus to achieve a perfect anchorage..
- DIAMETER: 3.5, 3.75, 4.2
- LENGTHS: 16,18,20,22,25
- COLOUR CODE: GOLD

i-DENSE



IMPLANT DIA./ COLOR CODE (mm)	LENGTH (mm)	CODE
3.75  	06	IDW3706
	08	IDW3708
	10	IDW3710
	11.5	IDW3711
	13	IDW3713
4.2  	06	IDW4206
	08	IDW4208
	10	IDW4210
	11.5	IDW4211
	13	IDW4213
5.0  	06	IDW5006
	08	IDW5008
	10	IDW5010
	11.5	IDW5011
	13	IDW5013
6.0  	06	IDW6006
	08	IDW6008
	10	IDW6010
	11.5	IDW6011
	13	IDW6013

INDICATION

- Conventional axial implant placement
Graft solutions (sinus lifts and augmentation)
- DIAMETER: 3.75, 4.2, 5, 6
- LENGTHS: 6, 8, 10, 11.5, 13
- COLOUR CODE: LIME GREEN

iABUTMENT DESIGN



Design Features:

- intraoral scannable acts like Ti-base
- screw retention & cementation compatible
- adjunct impression cap healing collar
- Post heights :- 5/7/9/11mm



Design Features:

- Cement lock groove



Design Features:

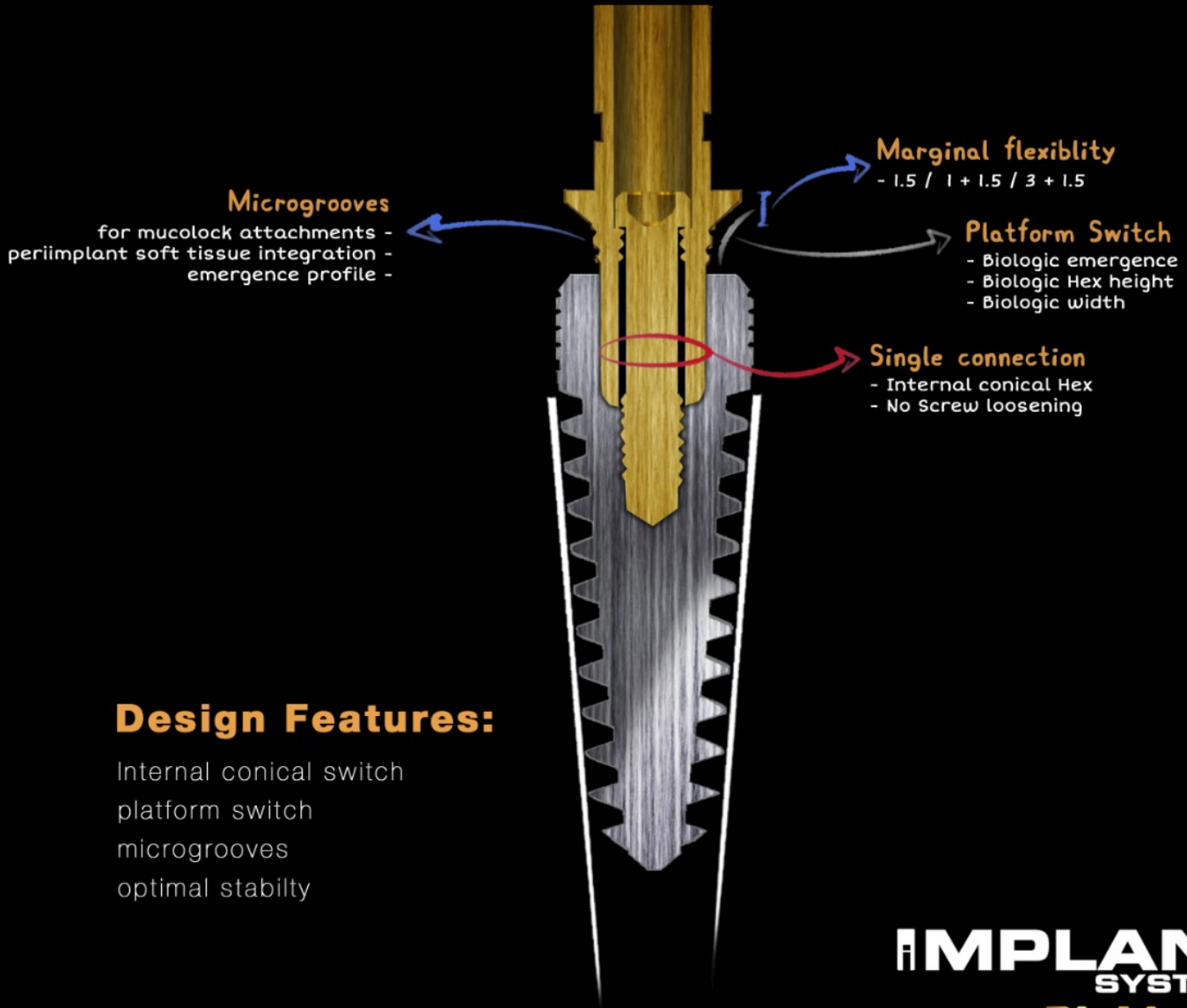
- Marginal flexibility- 1.5/ 1+1.5 / 3+1.5
- Antibacterial finish line



Design Features:

- Unique hex design multi-lock
- non-micro movement optimal stabilisation
- platform switching

MUCOLOCK CONNECTION



Microgrooves

- for mucolock attachments
- periimplant soft tissue integration
- emergence profile

Marginal flexibility

- 1.5 / 1 + 1.5 / 3 + 1.5

Platform Switch

- Biologic emergence
- Biologic Hex height
- Biologic width

Single connection

- Internal conical Hex
- No Screw loosening

Design Features:









- Internal conical switch
- platform switch
- microgrooves
- optimal stability

CEMENT RETAINED ABUTMENTS

REGULAR PLATFORM









	PRODUCT	ANGLE	HEIGHT (mm)	CODE/ COLOR CODE
	Straight Smooth abutment	0°	11	BIO-A6011
	Straight Abutment Wide	0°	11	BIO-A5602
	Standard abutment Straight	0°	09	BIO-A5909
	Standard abutment Straight	0°	11	BIO-A5911
	Slim abutment Straight	0°	09	BIO-A5909-S
	Slim abutment Straight	0°	11	BIO-A5911-S
	Standard Angulated Abutment	15°	09	BIO-A53209
	Standard Angulated Abutment	15°	11	BIO-A3211
	Standard Angulated Abutment	25°	09	BIO-A3409
	Standard Angulated Abutment	25°	11	BIO-A3411
	Standard Angulated Abutment	35°	09	BIO-A3509
	Standard Angulated Abutment	35°	11	BIO-A3511
	Standard Angulated Abutment	45°	09	BIO-A4509
	Standard Angulated Abutment	45°	11	BIO-A4511
	Slim Angulated Abutment	15-45°	09	BIO-AXX09-S
	Slim Angulated Abutment	15-45°	11	BIO-AXX11-S

REGULAR CEMENT RETAINED ABUTMENT

	ANGLE	HEIGHT (mm)	CODE/ COLOR CODE	
	0°	11	BIO-A6011 	
	0°	09	BIO-A5602 	
	0°	09 11	BIO-A5909 BIO-A5911 	
	15°	09	BIO-A3209	
	15°	11	BIO-A3211	
	25°	09	BIO-A3409	
	25°	11	BIO-A3411	
	35°	09	BIO-A3509	
	45°	09	BIO-A4509 	

CEMENT RETAINED ABUTMENTS

PLATFORM SWITCHED ANGULATED

	PRODUCT	ANGLE	HEIGHT (mm)	CODE/ COLOR CODE  
	i-Abutment Angulated	15°	1+1.5+11	BIO-IA1501
	i-Abutment Angulated	15°	1+3.0+11	BIO-IA1503
	i-Abutment Angulated	25°	1+1.5+11	BIO-IA2501
	i-Abutment Angulated	25°	1+3.0+11	BIO-IA2503
	i-Abutment Angulated	35°	1+1.5+11	BIO-IA3501
	i-Abutment Angulated	35°	1+3.0+11	BIO-IA3503
	i-Abutment Angulated	45°	1+1.5+11	BIO-IA4501
	i-Abutment Angulated	45°	1+3.0+11	BIO-IA4503
	i-Abutment Angulated	15°	09	DCC-A3209
	i-Abutment Angulated	15°	11	DCC-A3211
	i-Abutment Angulated	25°	09	DCC-A3409
	i-Abutment Angulated	25°	11	DCC-A3411


CEMENT RETAINED ABUTMENTS

PLATFORM SWITCHED STRAIGHT



PRODUCT	ANGLE	HEIGHT (mm)	CODE/ COLOR CODE ■ ■
i-Abutment Straight	0°	1+1.5+11	BIO-IS01
i-Abutment Straight	0°	1+3.0+11	BIO-IS03
Straight Abutment PS	0°	09	BIO-CCA5909
Straight Abutment PS	0°	11	BIO-CCA5911
Straight Wide Abutment PS	0°	09	DCC-A5909

iMULTIUNIT DESIGN



- Improved screw access hole locations
- Predictable accuracy of impression
- Simplified removal of restoration with screws and minimum disturbance to soft tissue


- 1 mm & 3mm Platform switch for Subcrestal placements

Design Features:

- Unique hex design multi-lock
- non-micro movement optimal stabilisation
- Platform switching screw retained solution
- Special angle support from 9°, 18°, 30°, 40°, 50° which enables restorations on non parallel implants by correcting extreme angles.

SCREW RETAINED ABUTMENTS









REGULAR PLATFORM

	PRODUCT	ANGLE	CODE/ COLOR CODE  
	Multiunit Abutment	09°	BIO-MU09
	Multiunit Abutment	18°	BIO-MU18
	Multiunit Abutment	30°	BIO-MU30
	Multiunit Abutment	40°	BIO-MU40
	Multiunit Abutment	50°	BIO-MU50
	Multiunit Premium Kit	9°, 18°, 30°, 40°/50°	BIO-MUXX-P






SCREW RETAINED ABUTMENTS

PLATFORM SWITCHED




	PRODUCT	ANGLE	CODE/ COLOR CODE  	
	i-Multiunit Abutment PS	09°	BIO-MU09PS	
	i-Multiunit Abutment PS	18°	BIO-MU18PS	
	i-Multiunit Abutment PS	30°	BIO-MU30PS	
	i-Multiunit Abutment PS	40°	BIO-MU40PS	
	i-Multiunit Abutment PS	50°	BIO-MU50PS	
	i-Multiunit PS Premium Kit	9°, 18°, 30°, 40°/50°	BIO-MUXX-PSP	

SCREW RETAINED PROSTHETIC COMPONENTS

Multiunit prosthetic components are similar for Regular and Platform Switched screw retained abutments

	PRODUCT	CODE/ COLOR CODE
	MU impression coping/ Transfer	BIO-MUTRIO
	MU Ti- Sleeve	BIO-MUTSDL
	MU P-Sleeve	BIO-MPLD
	MU Healing Cap	BIO-MUHC1
	MU Analog	BIO-MUANAD
	MU Prosthetic Screw	BIO-MOSC1



DRILLS

	PRODUCT	HEX DIA.	HEIGHT (mm)	CODE	
	Marking Drill	1.25	07	BIO-D3410	
	Standard Drill-1	2.0	16	BIO-D1220	
	Standard Drill-2	2.5	16	BIO-D1225	
	Standard Drill-3	2.8	16	BIO-D1228	
	Standard Drill-4	3.2	16	BIO-D1232	
	Standard Drill-5	3.65	16	BIO-D1236	
	Standard Drill-6	4.2	16	BIO-D1242	


DRILLS

	PRODUCT	DIAMETER	HEIGHT (mm)	CODE	
	Standard Drill-7	5.2	16	BIO-D1252	
	Pilot Drill-1	2.0	25	BIO-PD2025	
	Pilot Drill-2	2.8	25	BIO-PD2825	
	Pilot Drill-3	3.2	25	BIO-PD3225	
	Pilot Drill-4	3.8	25	BIO-PD3825	
	Pterygoid Step Drill	1.2-2.0	25	BIO-PD12251	
	Pterygoid Drill-2	1.2-2.0	25	BIO-PD20252	

ACCESSORIES



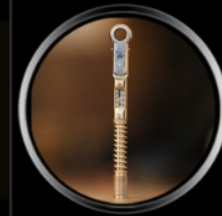
PRODUCT	HEX DIA.	HEIGHT (mm)	CODE
Prosthetic Hex Driver, Short	1.25	07	BIO-X2107
Prosthetic Hex Driver, Medium	1.25	10	BIO-X2110
Prosthetic Hex Driver, Long	1.25	15	BIO-X2115
Implant Hex Driver, Short	2.42	07	BIO-X2607
Implant Hex Driver, Medium	2.42	10	BIO-X2610
Implant Hex Driver, Long	2.42	15	BIO-X2615
Slim implant Hex Driver, Short	2.1	07	BIO-X2607
Slim implant Hex Driver, Medium	2.1	10	BIO-X2610
Slim implant Hex Driver, Long	2.1	15	BIO-X2615



ACCESSORIES



PRODUCT	HEX DIA.	CODE
Normal Wrench	6.35	BIO-X1020
Torque Wrench (upto 100 N-cm)	6.35	BIO-X1021
Surgical Screw Driver	2.42	BIO-X1022
Surgical Screw Driver	6.35	BIO-X1023



SURGICAL KITS

Ratchet 6.35 hex
 Drill extender
 marking drill
 2 pilot drill
 2.8 drill
 3.2 drill
 3.65 drill
 4.2 drill
 5.2 drill
 1.25mm hex prosthetic's driver
 2.42 mm hex implant driver

BIO-X1020
 BIO-D3412
 BIO-D3410
 BIO-D1220
 BIO D1228
 BIO D1232
 BIO-D1236
 BIO-D1242
 BIO-D1252
 BIO-X1210
 BIO-X2610



STARTER KIT

Torque ratchet 6.35 hex
 Depth probe till 16mm length
 Marking drill
 2 pilot drill
 2.5 drill
 2.8 drill
 3.2 drill
 3.65 drill
 4.2 drill
 5.2 drill
 3.75-4.2 countersink drill
 5-6 countersink drill
 Drill extender
 Guided space pin
 Implant motor mount 2.42 hex short
 Implant motor mount 2.42 hex long
 Prosthetics motor mount 1.25 hex
 Prosthetics driver 1.25 hex short
 Prosthetics driver 1.25 hex long
 Implant driver 2.42 hex short
 Implant driver 2.42 hex long
 Slim implant driver 2.1 hex regular
 Conical implant driver regular
 X2 parallel pin short
 X2 parallel pin long
 One-piece implant driver regular
 Prosthetic hand driver long

BIO-X1021
 BIO-X1025
 BIO-D3410
 BIO-D1220
 BIO-D1225
 BIO-D1228
 BIO-D1232
 BIO-D1236
 BIO-D1242
 BIO-D1252
 BIO-D1034
 BIO-D1056
 BIO-D3142
 BIO-GUPI
 BIO-X1015
 BIO-X1014
 BIO-X1008
 BIO-X1207
 BIO-X1215
 BIO-X2607
 BIO-X2615
 BIO-X2810
 BIO-X2315
 BIO-X1028
 BIO-X1029
 BIO-OPKEY
 BIO-X1006



PROFESSIONAL KIT

**IMPLANT
 SYSTEM**
BioLine®
 Dental Implants Series

SURGICAL KITS

Short implant driver 2.42mm hex
 Medium implant driver 2.42mm hex
 Long implant driver 2.42mm hex
 Short prosthetic's driver 1.25mm hex
 Medium prosthetic's driver 1.25mm hex
 Long prosthetic's driver 1.25mm hex
 15 degrees dummy abutment
 25 degrees dummy abutment
 35 degrees dummy abutment
 45 degrees dummy abutment
 Marking drill sharp
 Pterygoid drill 2 step 1.2-2.0
 Pterygoid drill 2 step 2.5-2.8
 Pterygoid drill 2 step 3.2-3.65
 Surgical screw long driver
 Pterygoid depth probe 25mm

BIO-X2607
 BIO-X2610
 BIO-X2622
 BIO-X1207
 BIO-X1210
 BIO-X1215
 BIO-A3209
 BIO-A3409
 BIO-A3509
 BIO-A4509
 BIO-D3410
 BIO-PTDRILL1520
 BIO-PTDRILL2528
 BIO-PTDRILL3236
 BIO-X1023
 BIO-PTR01



CORTICAL KIT




ZYGOMATIC KIT

Marking drill sharp
 Zygoma drill 3 step long 2-2.5-3mm
 Zygoma drill 3 step long 2-2.5-3mm
 Zygoma drill 2 step long 2.8-3.2mm
 Zygoma drill long 3.2mm
 Zygoma drill 3 step short 2-2.5-3mm
 Zygoma drill 3 step short 2-2.5-3mm
 Zygoma drill 2 step short 2.8-3.2mm
 Zygoma drill short 3.2mm
 Diamond bur fine
 Diamond bur medium
 Diamond bur coarse
 Surgical screw driver for 2.42mm hex
 Surgical screw driver for 6.35mm hex
 Zygoma depth probe 60mm

BIO-D3410
 BIO-ZIGDRILL2253/L
 BIO-ZIGDRILL2253/L
 BIO-ZIGDRILL2832/L
 BIO-ZIGDRILL32/L
 BIO-ZIGDRILL2253/S
 BIO-ZIGDRILL2253/S
 BIO-ZIGDRILL2832/S
 BIO-ZIGDRILL32/S
 BIO-DBF
 BIO-DBM
 BIO-DBC
 BIO-X1022
 BIO-X1023
 BIO-SPR01

IMPLANT
SYSTEM
BioLine[®]
Dental Implants Series



INNOVATION MEETS PERFECTION