










Step 3 Cutting Instructions: Cut 3 1/4" squares of each following colors

	Color	Quantity		Color	Quantity		Color	Quantity
	Grape	6		Azure	8		Lavender	2
	Wine	4		Green	2		Ocean	2
	Fuchsia	4		Orange	2		Lemon	2

1. Cut the 3 1/4" squares once diagonally to yield 2 triangles per square.

2. From the **Black/Mint/Violet** combination unit, cut away 2" from the Violet corner, Using the "Cut Away Corners" side of the **Corner Pop®** tool unit.



1. Cut Diagonally



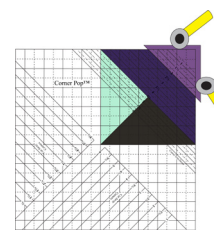
2. Cut Away Corner



3. Position & Sew

3. **Position 3 1/4" Grape** and stitch replacement triangle onto Violet base. **Press seam** in direction indicated by arrows.

4. **Trim** using the **Corner Trim Down** Section of the Corner Pop® tool using the 2" diagonal line.



4. Trim

































5. Black/Mint/Violet/Grape Units Make 8

5. Repeat the steps 1- 4 above to **Make 8 - 4 1/2" Black/Mint/Violet/ Grape Units**.

6. Repeat the steps 1- 4 above to make the following units.

7. **Sort** the finished Combination Units in Units 1A and 1B units.

Combination Units + Triangles to Finish Units 1A and Unit 1B			Sort Combination Units	
Combination Units	Triangles	= Total Units	Unit 1A	Unit 1B
 Black/Grape/Mint	 Wine	 Black/Grape/Mint/Wine - Make 8	 Make 4	 Make 4
 Black/Azure/Cherry	 Fuchsia	 Black/Azure/Cherry/Fuchsia - Make 4	 Make 2	 Make 2
 Black/Cherry/Dream	 Azure	 Black/Cherry/Dream/Azure - Make 8	 Make 4	 Make 4
 Black/Violet/Dream	 Azure	 Black/Violet/Dream/Azure- Make 4	 Make 2	 Make 2
 Black/Dream/Violet	 Grape	 Black/Dream/Violet/Grape - Make 4	 Make 2	 Make 2
 Black/Orange/Lime	 Green	 Black/Orange/Lime/Green - Make 4	 Make 2	 Make 2