

# HENDERSON



## SECUREFOLD

**The ultimate exterior folding door hardware system**

Volume 2







# HENDERSON

## Window to the world

**P C Henderson's Securefold system offers the very best in exterior folding door hardware systems to securely open up a room to the outside world.**

Securefold has been designed and tested to over 100,000 cycles by our in-house experts to enable you to open up your exterior walls with confidence and enjoy a true indoor-outdoor experience. The system operates with effortless ease and combines all the aesthetic benefits of folding timber doors with the additional advantage of uncompromising security, weather resistance and durability.

As a commitment to making the specification process as easy as possible for our customers - our research and development team have developed an online tool called Securefold Specifier. The tool can be used to quickly build a bill of materials or request a quotation for any Securefold project - simply enter a few details and the software will immediately calculate the parts required.



Securefold offers a wide range of essential benefits which makes it one of the safest and most convenient folding door solutions on the market.

**It looks great** - the system is available in four different hinge options and a range of stunning finishes including satin, chrome, gold and black - meaning it can complement existing hardware and virtually any colour scheme.

**It's durable** - with most parts made from 316 stainless steel as well as an anodised aluminium track and testing certification to over 100,000 cycles - the system offers an unprecedented working life, particularly in coastal areas.

**It's easy to install** - comprehensive fitting instructions are supplied with every pack and our Technical Support Team can help with any query you may have. We can also supply a hinge fitting jig upon request.

**It's weather resistant** - the system comes in a range of modern and contemporary finishes that provide a high degree of weather and corrosion resistance. The table to the right highlights the system test results.



	Air-tightness in PA	Water tightness in PA	Resistance wind force in PA
Test Results	650	6--	+3000/-2250
Norm Classification	EN 12207	EN 12208	EN 12210
Class Achieved	4	94A	4

# SECUREFOLD

The ultimate folding door hardware system for doors weighing up to 50kg, 100kg and 150kg



Twinbolt



Securefold 100

Securefold offers the very best in exterior folding door hardware systems to help you securely open up an interior space to the outside world. The system has been designed for residential and commercial applications for top hung, exterior wooden or aluminium doors weighing up to 50kg, 100kg and 150kg. With all components made from marine grade 316 stainless steel, the system is extremely resistant against the elements and corrosion. The system comes in a range of stunning finishes including satin, chrome, gold and black meaning it can complement existing hardware and virtually any colour scheme.

The system operates with effortless ease and combines all the aesthetic benefits of folding wooden doors with the additional advantages of uncompromising security and durability.

Securefold 100 features all the benefits of both the 50 and 150 with the addition of a further enhancement, R-Loc - a clever ratchet system that enables installers to easily raise and lower a door.

### Securefold Specifier

Use our online Securefold Specifier tool to quickly build a bill of materials or get a quotation [www.pchenderson.com/securefold-specifier](http://www.pchenderson.com/securefold-specifier)



Available in four stunning finishes

### Product Information

Product	Max. Door Height	Max. Door Width	Door Thickness Range*	Max. Door Weight
Securefold 50	3300mm	1000mm	35 - 68mm	50kg
Securefold 100	3300mm	1000mm	35 - 68mm	100kg
Securefold 150	4000mm	1200mm	45 - 68mm	150kg
Securefold Ultra	3300mm	1000mm	48 - 68mm	100kg

\*For thick and/or narrow width doors please consult the fitting instructions regarding 'camming'. For doors between 35 - 47mm use an alternative flushbolt. Contact our technical team for further information.



## SECUREFOLD 50

### Product Specification

Component	Description	Mortice Standard	Mortice Square	Non Mortice
Track	Anodised aluminium track - 2000, 2500, 3000, 3500, 4000, 5000 and 6000mm	180/****		
Pivot	Pivot assembly	SF1*50	SFM1*50	SFW1*50
Hanger*	End hanger, left hand (handed inside looking out)	SF2L*50	SFM2L*50	SFW2L*50
	End hanger, right hand (handed inside looking out)	SF2R*50	SFM2R*50	SFW2R*50
	Intermediate hanger set	SF4*50	SFM4*50	SFW4*50
	End hanger rebated meeting kit (for 2 x rebated meeting doors)	SF8*50	SFM8*50	SFW8*50
Hinges	Hinge handle set outward opening	SF3*	SFM3*	SF3*
	Hinge set inward opening	SF5*	SFM5*	SF5*
	Hinge set offset inward opening	SF6*	SFM6*	SF6*
	Hinge handle offset outward opening	SF7*	SFM7*	SF7*
	Intermediate pivot hinge	SF9*	SFM9*	SFW9*50
Threshold	Aluminium threshold in satin - 2000, 2500, 3000, 3500, 4000, 5000 and 6000mm	SF94T/****		
	Aluminium threshold in bronze - 2000, 2500, 3000, 3500, 4000 and 6000mm	SF94T/****BZ		
	Threshold jamb kit	SF94T/JAMB		
Channel	Polypropylene channel in black -2000, 2500, 3000, 3500, 4000, 5000 & 6000mm	94P/****		
	Anod. alum. support channel - 2000, 2500, 3000, 3500, 4000, 5000 & 6000mm	94SC/****		
Seals	Door perimeter seal in brown or white	AQ63B or AQ63W		
	Frame perimeter seal in brown or white	AQ21B or AQ21W		
	Track seal in black, 10mm length (per metre)	BS10B		
Flush Bolts (Non Locking)	For outward opening doors in 190, 450 or 600mm lengths (top or bottom of door)	SF190* or SF450* or SF600*		
	For inward opening doors in 190, 450 or 600mm lengths (top of door)	SF190IT* or SF450IT* or SF600IT*		
	For inward opening doors in 190mm length (bottom of door)	SF190IB*		
Flush Bolts (Locking)	For outward opening doors in 190, 450 or 600mm lengths (top or bottom of door) (600mm only available in satin and black)	SF190L* or SF450L* or SF600L*		
	For inward opening doors in 190mm length (bottom of door)	SF190IBL*		
Handle	Handle for Securefold	SF10*		

\*\*\*\* Replace by length of track for full short code

\*Replace with required colour for full short code - satin, chrome or black

## SECUREFOLD 100

### Product Specification

Component	Description	Mortice Standard	Mortice Square	Non Mortice
Track	Anodised aluminium track - 2000, 2500, 3000, 3500, 4000, 5000 and 6000mm	250/****		
Pivot	Pivot assembly	SF1*	SFM1*	SFW1*
Hanger*	End hanger, left hand (handed inside looking out)	SF2L*	SFM2L*	SFW2L*
	End hanger, right hand (handed inside looking out)	SF2R*	SFM2R*	SFW2R*
	Intermediate hanger set	SF4*	SFM4*	SFW4*
	End hanger rebated meeting kit (for 2 x rebated meeting doors)	SF8*	SFM8*	SFW8*
Hinges	Hinge handle set outward opening	SF3*	SFM3*	SF3*
	Hinge set inward opening	SF5*	SFM5*	SF5*
	Hinge set offset inward opening	SF6*	SFM6*	SF6*
	Hinge handle offset outward opening	SF7*	SFM7*	SF7*
	Intermediate pivot hinge (SFM9* available in satin, gold and black only)	SF9*	SFM9*	SFW9*
Threshold	Aluminium threshold in satin - 2000, 2500, 3000, 3500, 4000, 5000 and 6000mm	SF94T/****		
	Aluminium threshold in bronze - 2000, 2500, 3000, 3500, 4000 and 6000mm	SF94T/****BZ		
	Threshold jamb kit	SF94T/JAMB		
Channel	Polypropylene channel in black -2000, 2500, 3000, 3500, 4000, 5000 & 6000mm	94P/****		
	Anod. alum. support channel - 2000, 2500, 3000, 3500, 4000, 5000 & 6000mm	94SC/****		
Seals	Door perimeter seal in brown or white	AQ63B or AQ63W		
	Frame perimeter seal in brown or white	AQ21B or AQ21W		
	Track seal in black, 10mm length (per metre)	BS10B		
Flush Bolts (Non Locking)	For outward opening doors in 190, 450 or 600mm lengths (top or bottom of door)	SF190* or SF450* or SF600*		
	For inward opening doors in 190, 450 or 600mm lengths (top of door)	SF190IT* or SF450IT* or SF600IT*		
	For inward opening doors in 190mm length (bottom of door)	SF190IB*		
Flush Bolts (Locking)	For outward opening doors in 190, 450 or 600mm lengths (top or bottom of door) (only available in satin or black)	SF190L* or SF450L* or SF600L*		
	For inward opening doors in 190 mm length (bottom of door)	SF190IBL*		
Handle	Handle for Securefold	SF10*		

\*\*\*\* Replace by length of track for full short code

\*Replace with required colour for full short code - satin, chrome, gold or black

**SECUREFOLD 150**

## Product Specification

Component	Description	Mortise Standard
Track	Anodised aluminium track - 2000, 3000, 4000, 5000 and 6000mm	480/****
Pivot	Pivot assembly	SF1S150
Hanger*	End hanger set	SF2S150
	Intermediate hanger set	SF4S150
	End hanger rebated meeting kit (for 2 x rebated meeting doors)	SF8S150
Hinges	Hinge handle set outward opening	SF3S150
	Hinge handle offset outward opening	SF7S150
	Intermediate pivot hinge	SF9S150
Channel	Polypropylene channel in black -2000, 3000, 4000, 5000 & 6000mm	98P/****
	Anod. alum. support channel - 2000, 3000, 4000, 5000 & 6000mm	98SC/****
Seals	Door perimeter seal in brown	AQ33B
	Frame perimeter seal in brown or white	AQ21B or AQ21W
	Track seal in black, 15mm length (per metre)	BS15B
Flush Bolts (Non Locking)	For outward opening doors in 190, 450 or 600mm lengths (top or bottom of door)	SF190S or SF450S or SF600S
Flush Bolt (Locking)	For outward opening doors in 190, 450 or 600mm lengths (top or bottom of door)	SF190LS or SF450LS or SF600LS
Handle	Handle for Securefold	SF10S150

\*\*\*\* Replace by length of track for full short code

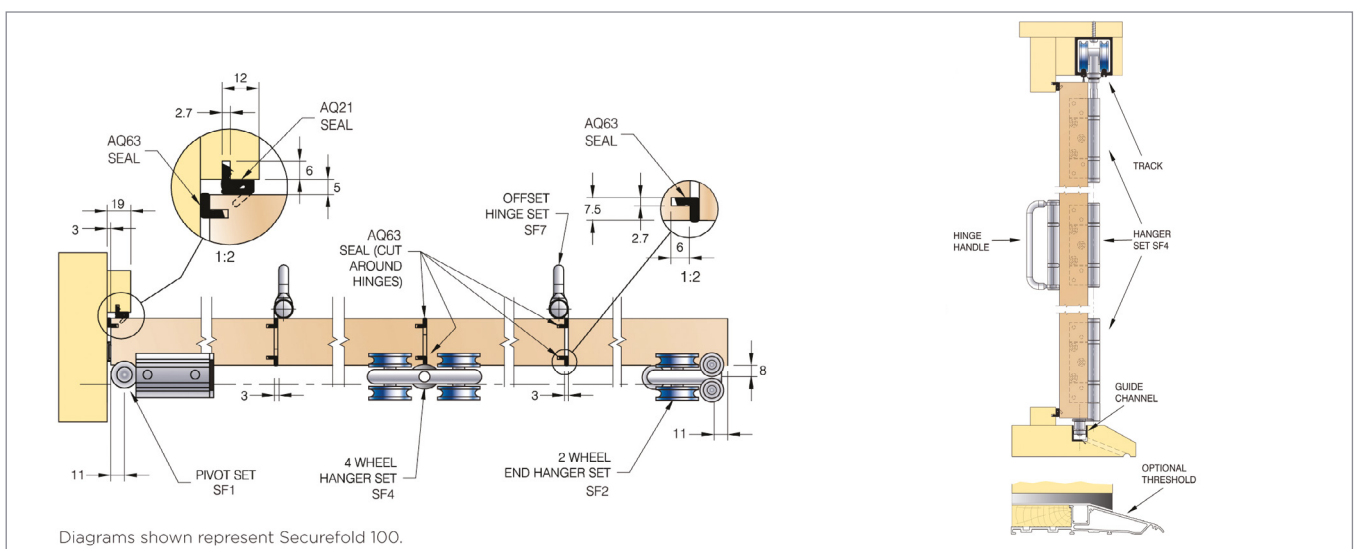
**SECUREFOLD ULTRA**

## Product Specification

Component	Description	Mortise Standard
Track	Anodised aluminium track - 2000, 2500, 3000, 3500, 4000, 5000 and 6000mm	250/****
Pivot	Pivot assembly	SFU1*
Hanger*	End hanger, left hand (handed inside looking out)	SFU2L*
	End hanger, right hand (handed inside looking out)	SFU2R*
	Intermediate hanger set	SFU4*
	End hanger rebated meeting kit (for 2 x rebated meeting doors)	SF8*
Hinges	Hinge handle set outward opening	SF3*
	Hinge handle offset outward opening	SF7*
	Intermediate pivot hinge	SFU9*
Channel	Polypropylene channel in black -2000, 2500, 3000, 3500, 4000, 5000 & 6000mm	94P/****
	Anod. alum. support channel - 2000, 2500, 3000, 3500, 4000, 5000 & 6000mm	94SC/****
Seals	Door perimeter seal in brown or white	AQ63B or AQ63W
	Frame perimeter seal in brown or white	AQ21B or AQ21W
	Track seal in black, 15mm length (per metre)	BS15B
Flush Bolts (Locking)	For outward opening doors in 190, 450 or 600mm lengths (top or bottom of door) (only available in satin or black)	SF190L* or SF450L* or SF600L*
Handle	Handle for Securefold	SF10*

\*\*\*\* Replace by length of track for full short code

\*Replace with required colour for full short code - satin, chrome, gold or black



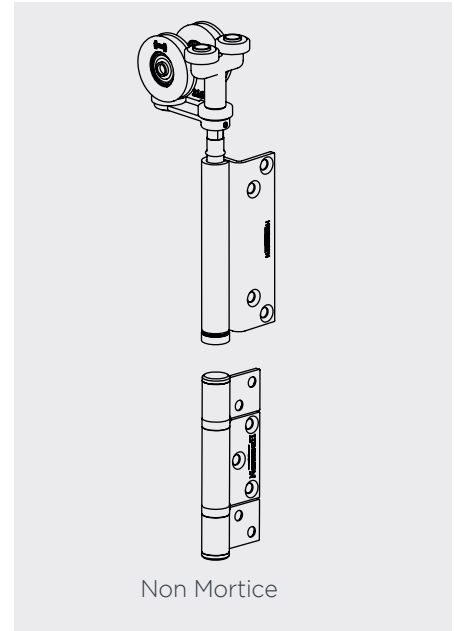
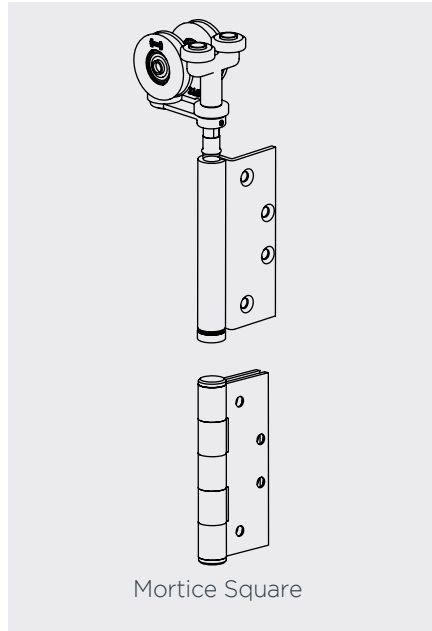
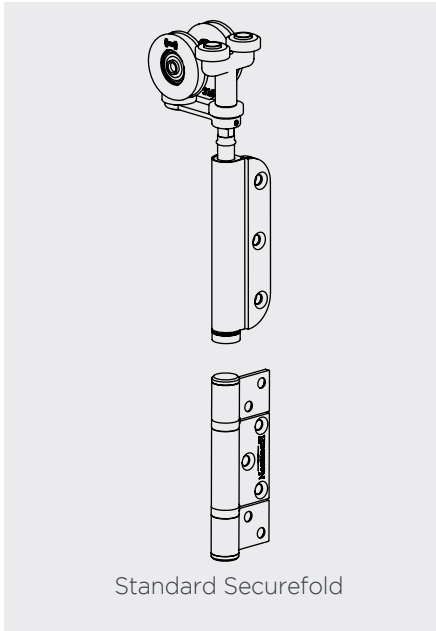
## TWINBOLT

Alternative locking system for Securefold 50, 100 and 150

Component	Description	Securefold 50 and 100			Securefold 150
		Mortice Standard	Mortice Square	Non Mortice	
Twinbolt	Twin locking system for Securefold	TB/SF	TB/SFM	TB/SF	TB/SF150
Twinbolt Handle	Handle for Twinbolt system	TWINHAN/S			
Routing Cover Strip	Available in brown, black or white	TBCS/BR or TBCS/BL or TBCS/WH			



## HINGE OPTIONS



P C Henderson offer a choice of three different hinge options in the Securefold range, this enables us to offer our customers a choice in the look and feel of their project as well as variances on the preferred method of installation and door material. Please note for Securefold 150 and Securefold Ultra, mortice standard hinges must be used.

### Mortice Standard

The Securefold standard hinge option combines mortice end door pivots to create a clean finish. The pivot is concealed between the door and the jamb and uses the trusted surface mounted intermediate hinges for ease of installation across the remaining door configurations. The standard hinge is suitable for all wooden doors which are 35-68mm thick and weighing up to 150kg. This is a popular option when specifying internal or external folding.

### Mortice Square

Square edged hinges provide a rustic feel and look to any wood work application and these are often chosen for more traditional applications. The solid square appearance achieves the look of a timely installation as historically this would have required precision routing by hand. Today there are other methods but some customers still prefer the hand carved qualities of traditional joinery. This hinge option is suitable for use on wooden doors between 44 - 68mm thick and weighing up to 100kg.

### Non Mortice

A non mortice hinge is an entirely surface mounted system that requires no routing or additional preparation before the fitting process. This is an easy and versatile option of hardware which can be used on wooden or aluminium doors between 35-68mm thick and weighing up to 100kg.

## Accessories



Magnet Set (MAG/\*) for between doors



Magnet Set (SWMAG/\*) for swing door

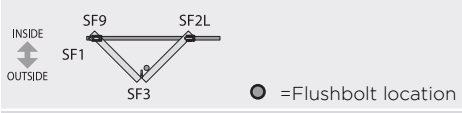
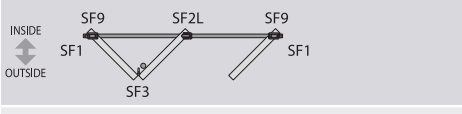
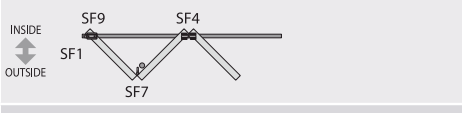
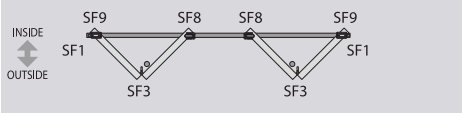


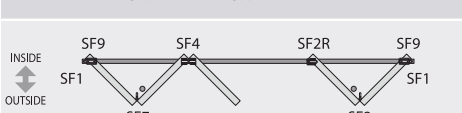

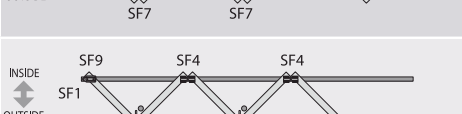



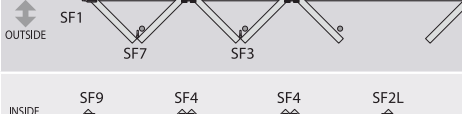


Router Tool (ROUTER) for routing detail of flush bolts

**View our full range of accessories on page 136**

\* Replace with first letter of required colour for full short code (satin, chrome, gold or black)

## Outward Door Configurations and Hardware Quantities

Door Configuration	Hardware	Securefold Ultra Hardware Kits †
<b>2 Leaf</b> 	2 x SF flushbolt, 1 x SF1 pivot set, 1 x SF3 hinge set with handle, 1 x SF2L end hanger set - left hand.*	1 x SFU1, 1 x SFU9, 1 x SFU2
<b>2 + 1 Leaf</b> 	2 x SF flushbolt, 2 x SF1 pivot set, 1 x SF3 hinge set with handle, 1 x SF2L end hanger set - left hand.*	2 x SFU1, 2 x SFU2, 2 x SFU9
<b>3 Leaf</b> 	2 x SF flushbolt, 1 x SF1 pivot set, 1 x SF4 intermediate hanger set, 1 x SF7 offset hinge set with handle.	1 x SFU1, 1 x SFU9, 1 x SFU4
<b>2 + 2 Leaf</b> 	4 x SF flushbolt, 2 x SF1 pivot set, 2 x SF3 hinge set with handle, 1 x SF8 rebated end hanger meeting.	2 x SFU1, 2 x SFU9
<b>3 + 1 Leaf</b> 	4 x SF flushbolt, 2 x SF1 pivot set, 1 x SF4 intermediate hanger set, 1 x SF7 offset hinge set with handle.	2 x SFU1, 2 x SFU9, 1 x SFU4
<b>4 Leaf</b> 	4 x SF flushbolt, 1 x SF1 pivot set, 1 x SF4 intermediate hanger set, 2 x SF7 offset hinge set with handle, 1 x SF2L end hanger set - left hand.*	1 x SFU1, 1 x SFU9, 1 x SFU4, 1 x SFU2
<b>3 + 2 Leaf</b> 	4 x SF flushbolt, 2 x SF1 pivot set, 1 x SF3 hinge set with handle, 1 x SF4 intermediate hanger set, 1 x SF7 offset hinge set with handle, 1 x SF2R end hanger set - right hand.*	2 x SFU1, 2 x SFU9, 1 x SFU4, 1 x SFU2
<b>4 + 1 Leaf</b> 	4 x SF flushbolt, 2 x SF1 pivot set, 1 x SF4 intermediate hanger set, 2 x SF7 offset hinge set with handle, 1 x SF2L end hanger set - left hand.*	2 x SFU1, 2 x SFU9, 1 x SFU4, 1 x SFU2
<b>5 Leaf</b> 	4 x SF flushbolt, 1 x SF1 pivot set, 1 x SF3 hinge set with handle, 2 x SF4 intermediate hanger set, 1 x SF7 offset hinge set with handle.	1 x SFU1, 1 x SFU9, 2 x SFU4
<b>3 + 3 Leaf</b> 	6 x SF flushbolt, 2 x SF1 pivot set, 2 x SF4 intermediate hanger set, 2 x SF7 offset hinge set with handle.	2 x SFU1, 2 x SFU9, 2 x SFU4
<b>4 + 2 Leaf</b> 	6 x SF flushbolt, 2 x SF1 pivot set, 1 x SF3 hinge set with handle, 1 x SF4 intermediate hanger set, 2 x SF7 offset hinge set with handle, 1 x SF8 rebated end hanger meeting.	2 x SFU1, 2 x SFU9, 1 x SFU4
<b>5 + 1 Leaf</b> 	6 x SF flushbolt, 2 x SF1 pivot set, 1 x SF3 hinge set with handle, 2 x SF4 intermediate hanger set, 1 x SF7 offset hinge set with handle.	2 x SFU1, 2 x SFU9, 2 x SFU4
<b>6 Leaf</b> 	6 x SF flushbolt, 1 x SF1 pivot set, 1 x SF3 hinge set with handle, 2 x SF4 intermediate hanger set, 2 x SF7 offset hinge set with handle, 1 x SF2L end hanger set - left hand.*	1 x SFU1, 1 x SFU9, 2 x SFU4, 1 x SFU2

### Product Information

SF1 pivot assembly set	SF7 hinge set offset outward opening
SF2R end hanger set (RH)	SF8 rebated end hanger meeting
SF2L end hanger set (LH)	SF9 intermediate pivot hinge (optional)
SF4 intermediate hanger set	SF10 face fix handle (optional)
SF5 hinge set inward opening	SF flushbolt
SF3 hinge set with handle	

To add surface mounted hinges replace:

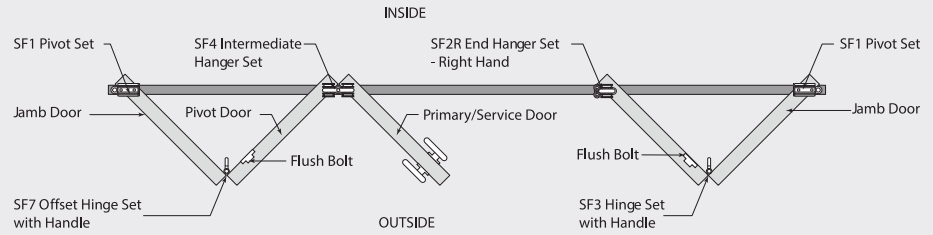
SF1 with SFW1  
 SF2 with SFW2  
 SF8 with SFW8  
 SF9 with SFW9  
 (only available for standard Securefold)

†All Securefold Ultra hardware kits come complete with certified hardware, multipoint lock-available in brushed satin, polished stainless steel, gold and black finishes. Specify only track and seals required to complete the specification.

The configurations shown above are viewed from the outside. They can be reversed, if reversed the parts marked \* will have to be the opposite handing e.g. "SFW2R/SF2R end hanger set - right hand" will become "SFW2L/SF2L end hanger set - left hand" and "SFW2L/SF2L end hanger set - left hand" will become "SFW2R/SF2R end hanger set - right hand". SFW9 intermediate pivot is optional for doors exceeding 2200mm in height. The SFW8 (rebated end hanger meeting) is illustrated in the split position on each door. Only one kit is required per door meeting point. \*\* Ultra only available outward opening. On systems using door leaves that are narrow and wide and the hypotenuse is more than the door width x 1.004 then a risk of camming exists (see fitting instructions for further information). Please contact our Technical Customer Services Team for further information.



**HARDWARE APPLICATION**



**Inward Door Configurations and Hardware Quantities**

Door Configuration		Securefold hardware
<b>2 Leaf</b>		2 x SF flushbolt, 1 x SF1 pivot set, 1 x SF5 hinge set inward opening, 1 x SF2R end hanger set - right hand.*
<b>2 + 1 Leaf</b>		2 x SF flushbolt, 2 x SF1 pivot set, 1 x SF5 hinge set inward opening, 1 x SF2R end hanger set - right hand.*
<b>3 Leaf</b>		2 x SF flushbolt, 1 x SF1 pivot set, 1 x SF6 offset hinge set inward opening, 1 x SF4 intermediate hanger set.
<b>2 + 2 Leaf</b>		4 x SF flushbolt, 2 x SF1 pivot set, 2 x SF5 hinge set inward opening, 1 x SF8 rebated end hanger meeting.
<b>3 + 1 Leaf</b>		4 x SF flushbolt, 2 x SF1 pivot set, 1 x SF6 offset hinge set inward opening, 1 x SF4 intermediate hanger set.
<b>4 Leaf</b>		4 x SF flushbolt, 1 x SF1 pivot set, 2 x SF6 offset hinge set inward opening, 1 x SF4 intermediate hanger set, 1 x SF2R end hanger set - right hand.*
<b>3 + 2 Leaf</b>		4 x SF flushbolt, 2 x SF1 pivot set, 1 x SF4 intermediate hanger set, 1 x SF5 hinge set inward opening, 1 x SF6 offset hinge set inward opening, 1 x SF2L end hanger set - left hand.*
<b>4 + 1 Leaf</b>		4 x SF flushbolt, 2 x SF1 pivot set, 1 x SF4 intermediate hanger set, 2 x SF6 offset hinge set inward opening, 1 x SF2R end hanger set - right hand.*
<b>5 Leaf</b>		4 x SF flushbolt, 1 x SF1 pivot set, 2 x SF4 intermediate hanger set, 1 x SF5 hinge set inward opening, 1 x SF6 offset hinge set inward opening.
<b>3 + 3 Leaf</b>		6 x SF flushbolt, 2 x SF1 pivot set, 2 x SF4 intermediate hanger set, 2 x SF6 offset hinge set inward opening.
<b>4 + 2 Leaf</b>		6 x SF flushbolt, 2 x SF1 pivot set, 1 x SF4 intermediate hanger set, 1 x SF5 hinge set inward opening, 2 x SF6 offset hinge set inward opening, 1 x SF8 rebated end hanger meeting.
<b>5 + 1 Leaf</b>		6 x SF flushbolt, 2 x SF1 pivot set, 2 x SF4 intermediate hanger set, 1 x SF5 hinge set inward opening, 1 x SF6 offset hinge set inward opening.
<b>6 Leaf</b>		6 x SF flushbolt, 1 x SF1 pivot set, 2 x SF4 intermediate hanger set, 1 x SF5 hinge set inward opening, 2 x SF6 offset hinge set inward opening, 1 x SF2R end hanger set - right hand.*

The configurations shown above are viewed from the inside. They can be reversed, if reversed the parts marked \* will have to be the opposite handing e.g. "SF2R end hanger set - right hand" will become "SF2L end hanger set - left hand" and "SF2L end hanger set - left hand" will become "SF2R end hanger set - right hand". The SF8 (rebated end hanger meeting) is illustrated in the split position on each door. Only one kit is required per door meeting point.

# SECUREFOLD BOTTOM ROLLING

Bottom rolling system for folding wooden doors weighing up to 80kg



Our latest addition to the Securefold family allows for huge flexibility in terms of the type of applications it can cater for. Utilising bottom rolling technology, the product carries the weight of the doors at the bottom of the system eliminating the need for a large upper beam. This allows doors to be installed into virtually any space without the need for major structural building support. It also frees up design space allowing for a minimalistic look. Typical applications include orangeries, conservatories, out buildings and extensions.

Our new and improved Twinbolt locking system is also now available as an alternative to flush bolts. Top and bottom throw rods are operated by one simple turn of a handle to engage two points of locking, the system can then be locked from the inside.

## Product Information

Product	Max. Door Height	Max. Door Width	Door Thickness Range	Max. Door Weight
Securefold Bottom Rolling	3000mm	1000mm	56 - 68mm	80kg

## Product Specification

Component	Description	Standard Mortice	Square Mortice	Non Mortice
Track	Anodised aluminium track in 3000, 4000 and 6000mm lengths		242/****	
Pivot	Pivot assembly	SFBR1*	SFMBR1*	SFWBR1*
Roller*	End roller set kit	SFBR2*	SFMBR2*	SFWBR2*
	Intermediate roller set kit	SFBR4*	SFMBR4*	SFWBR4*
Hinge	Hinge handle set		SF3*	
	Hinge set - offset outward opening		SF7*	
	Intermediate hinge for doors above 2200mm		SF9*	
Meeting Kit*	Meeting kit	SFBR8*	SFMBR8*	SFWBR8*
Channel	Polypropylene guide channel available in 2000, 2500, 3000, 3500, 4000, 5000 and 6000mm lengths		94P/****	
	Anodised aluminium support channel available in 2000, 2500, 3000, 3500, 4000, 5000 and 6000mm lengths		94SC/****	
Seals	Door perimeter seal in brown		AQ63B or AQ63W	
	Frame perimeter seal in brown or white		AQ21B or AQ21W	
	Track seal in black		BS10B	
Flushbolts	Flushbolt in 190, 450 and 600mm lengths (non lockable)		SF190* or SF450* or SF600*	
	Flushbolt in 190, 450 and 600mm lengths (lockable) (600mm only available in satin or black)		SF190L* or SF450L* or SF600L*	
Handle	Handle for Securefold		SF10*	

\*\*\*\* Replace by length of track for full short code

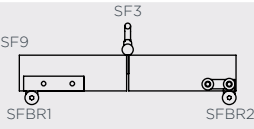
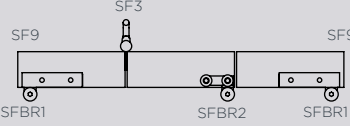
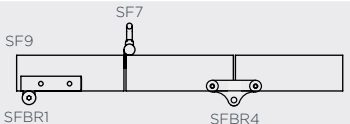
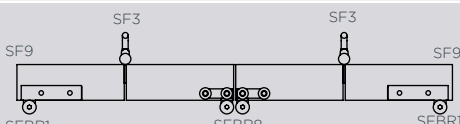
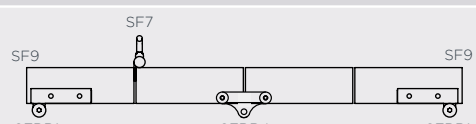
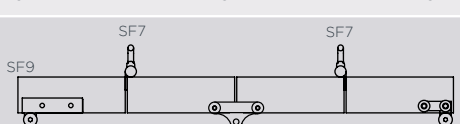

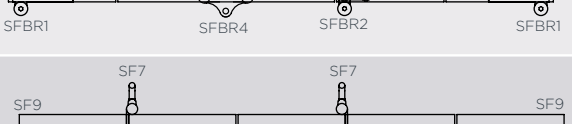

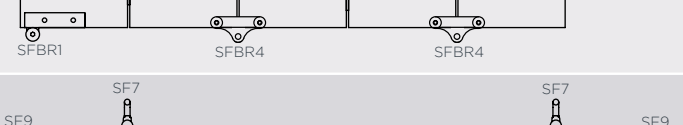
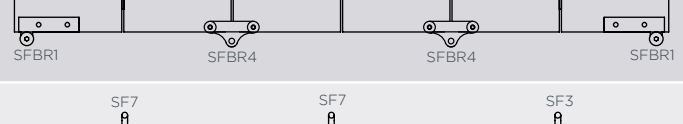
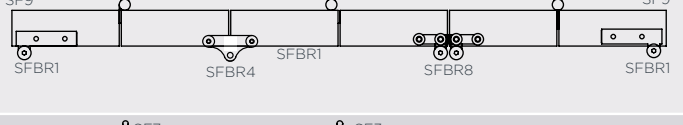
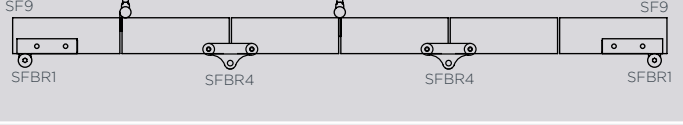
\* Replace with first letter of required colour for full short code - gold, black, chrome or satin

## Twinbolt Specification - Alternative locking system to flush bolts

Component	Description	Standard Mortice	Square Mortice	Non Mortice
Twinbolt	Twin locking system for Securefold	TB/SFBR	TB/SFMBR	TB/SFBR
Twinbolt Handle	Handle for Twinbolt		TWINHAN/S	
Routing Cover Strip	Available in brown, black or white		TBCS/BR or TBCS/BL or TBCS/WH	



## Door Configurations and Hardware Quantities

Door Configuration		Hardware
<b>2 Leaf</b>		SFBR1 x 1 SF3 x 1 SFBR2 x 1 SF9 x 1 SF Flushbolt x 2
<b>2 + 1 Leaf</b>		SFBR1 X 2 SF3 X 1 SFBR2 X 1 SF9 X 2 SF Flushbolt x 2
<b>3 Leaf</b>		SFBR1 x 1 SF7 x 1 SFBR4 x 1 SF9 x 1 SF Flushbolt x 2
<b>2 + 2 Leaf</b>		SFBR1 x 2 SF3 x 2 SFBR8 x 1 SF9 x 2 SF Flushbolt x 4
<b>3 + 1 Leaf</b>		SFBR1 x 2 SF7 x 1 SFBR4 x 1 SF9 x 2 SF Flushbolt x 4
<b>4 Leaf</b>		SFBR1 x 1 SF7 x 2 SFBR4 x 1 SFBR2 x 1 SF9 x 1 SF Flushbolt x 4
<b>3 + 2 Leaf</b>		SFBR1 x 2 SF7 x 1 SF3 x 1 SFBR2 x 1 SFBR4 x 1 SF9 x 2 SF Flushbolt x 4
<b>4 + 1 Leaf</b>		SFBR1 x 2 SF7 x 2 SFBR4 x 1 SFBR2 x 1 SF9 x 2 SF Flushbolt x 4
<b>5 Leaf</b>		SFBR1 x 1 SF7 x 1 SF3 x 1 SFBR4 x 2 SF9 x 1 SF Flushbolt x 4
<b>3 + 3 Leaf</b>		SFBR1 x 2 SF7 x 2 SFBR4 x 2 SF9 x 2 SF Flushbolt x 6
<b>4 + 2 Leaf</b>		SFBR1 x 2 SF7 x 2 SFBR4 x 1 SF3 x 1 SFBR8 x 1 SF9 x 2 SF Flushbolt x 6
<b>5 + 1 Leaf</b>		SFBR1 x 2 SF7 x 1 SF3 x 1 SFBR4 x 2 SF9 x 2 SF Flushbolt x 6
<b>6 Leaf</b>		SFBR1 x 1 SF7 x 2 SFBR4 x 2 SF3 x 1 SFBR2 x 1 SF9 x 1 SF Flushbolt x 6




















# SECUREFOLD BOTTOM ROLLING CONTINUED



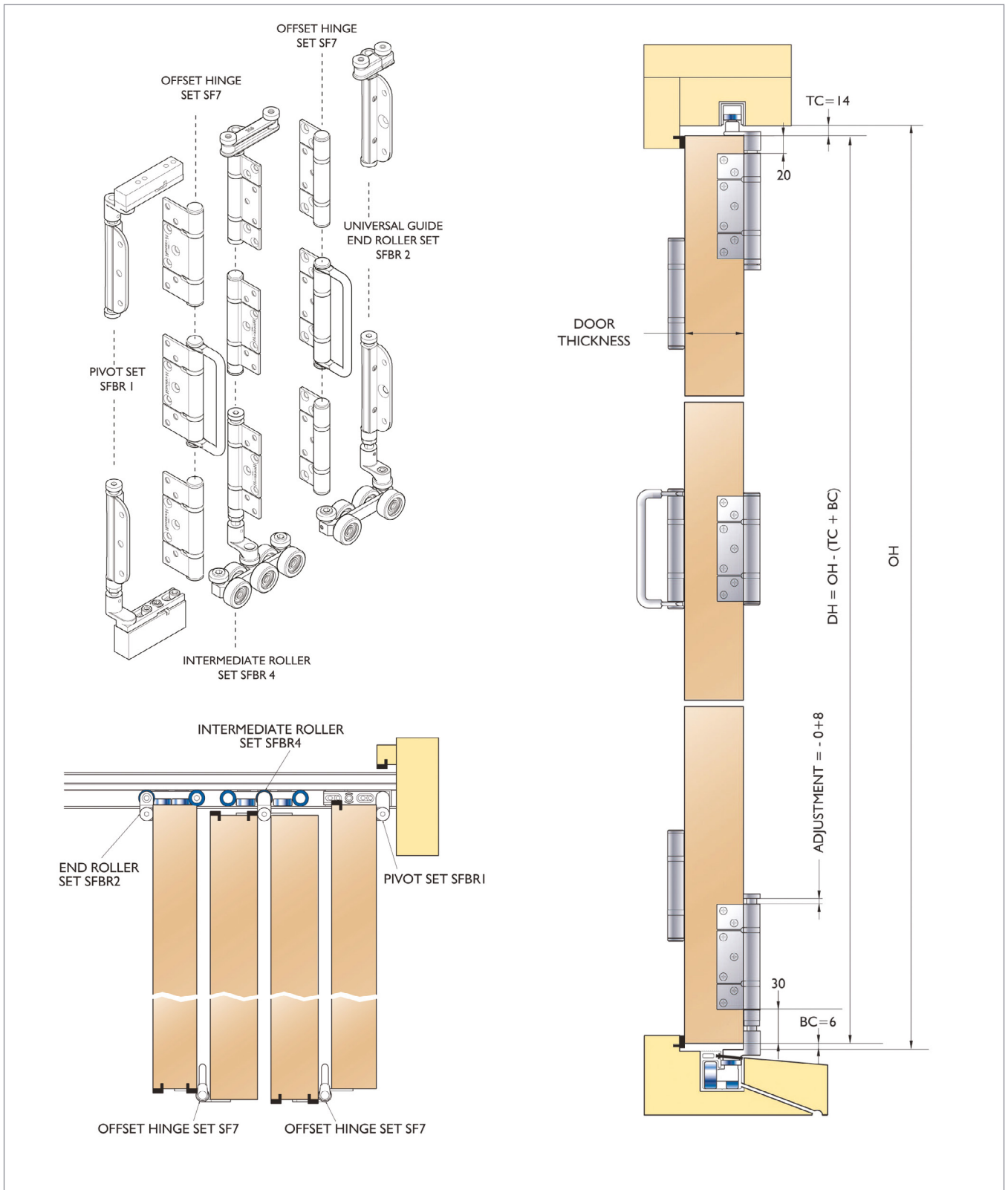
Choose from four stunning finishes - gold, chrome, black or satin

Twinbolt locking system with handle

## Hardware

<p><b>Track</b></p>  <p>242</p>	<p><b>Pivot</b></p>  <p>SFBR1</p>	<p><b>Rollers</b></p>  <p>SFBR2</p>	<p><b>Hinges</b></p>  <p>SFBR4</p>	<p><b>Hinges</b></p>  <p>SF3</p>	<p><b>Hinges</b></p>  <p>SF7</p>	<p><b>Hinges</b></p>  <p>SF9</p>	<p><b>Meeting Kit</b></p>  <p>SFBR8</p>
<p><b>Channels</b></p>  <p>94P</p>	<p><b>Channels</b></p>  <p>94SC</p>	<p><b>Seals</b></p>  <p>AQ63</p>	<p><b>Seals</b></p>  <p>AQ21</p>	<p><b>Seals</b></p>  <p>BS10B</p>	<p><b>Flushbolts</b></p>  <p>SF190</p>	<p><b>Flushbolts</b></p>  <p>SF450</p>	<p><b>Flushbolts</b></p>  <p>SF600</p>
<p><b>Handle</b></p>  <p>SF10</p>	<p><b>Twinbolt</b></p>  <p>TB/SFBR</p>	<p><b>Twinbolt Handle</b></p>  <p>TWINHAN/S</p>	<p><b>Twinbolt Routing Strip</b></p>  <p>TBCS/BR</p>				





## Accessories



Magnet Set  
(**MAG**/\*) for  
between doors



Magnet Set  
(**SWMAG**/\*)  
for swing door



Router Tool  
(**ROUTER**) for  
routing detail of  
flush bolts


View our full range  
of accessories on  
page 136

\* Replace with first letter of required colour for full short code (satin, chrome, gold or black)

# Accessories

Enhance your Securefold system by choosing from our wide range of accessories

## HANDLES



### SF10G

PVD gold, for folding doors, 118mm (h) x 16mm (w) x 45mm (d)



### SF10C

Chrome, for folding doors, 118mm (h) x 16mm (w) x 45mm (d)



### SF10S

Satin, for folding doors, 118mm (h) x 16mm (w) x 45mm (d)



### SF10B


Black, for folding doors, 118mm (h) x 16mm (w) x 45mm (d)

## DOOR MAGNETS




### MAG/B

Black magnet set for between doors




### SWMAG/B

Black magnet set for swing door




### MAG/C

Chrome magnet set for between doors




### SWMAG/C

Chrome magnet set for swing door



### MAG/G

Gold magnet set for between doors




### SWMAG/G

Gold magnet set for swing door



### MAG/S

Satin magnet set for between doors



### SWMAG/S

Satin magnet set for swing door

## TWINBOLT



### Twinbolt

Locking system for use with Securefold and Securefold Bottom Rolling. Top and bottom throw rods are operated by one simple turn to engage two points of locking.

### TB/SFBR

For Securefold Bottom Rolling (for mortice and non mortice applications)

### TB/SFMBR

For Securefold Bottom Rolling (for mortice squared applications)

### TB/SF

For Securefold 50 and 100 (for mortice and non mortice applications)

### TB/SFM

For Securefold 50 and 100 (for mortice squared applications)

### TB/SF150

For Securefold 150



### TWINHAN/S

Handle for use with Twinbolt



### TBCS\*\*

Routing cover strip for use with Twinbolt

\*\* For black use code TBCSBL; for white use code TBCSWH; for brown use code TBCSBR



Global leaders in  
the design and  
manufacture of  
hardware systems  
for sliding and  
folding doors



P C Henderson Limited, Durham Road, Bowburn,  
Co. Durham, DH6 5NG, United Kingdom

# HENDERSON

#### UK Sales

**t:** +44 (0) 191 377 7345  
**e:** sales@pchenderson.com  
**w:** www.pchenderson.com

#### Export Sales

**t:** +44 (0) 191 377 7346  
**e:** international@pchenderson.com  
**w:** export.pchenderson.com



Part of ASSA ABLOY

