


3D Graphene Foam Handling Instructions

Thank you for purchasing General Graphene's product: 3D Graphene Foam.


To ensure that our graphene serves your purpose as well as possible, please follow these suggested handling guidelines:

Procedure for removing 3D Graphene Foam from packaging

1. Slide open the tab on the box, or cut the tab to open the box carefully.




2. Use a sterile tweezer and hold carefully from one end to avoid damaging the 3D graphene foam.



Procedure to cut 3D Graphene Foam to desired size

1. If you need smaller sizes of 3D graphene foam, you can comfortably use scissors to size the foam. Use a sterile tweezer and hold carefully from one end to avoid damage to the foam.



Disclaimer: General Graphene Corporation provides this disclaimer to assert that the information contained in this document is accurate and reflects the best and most current information available. The company makes no express or implied representations or warranties regarding the suitability of the material for any purpose or the accuracy of the information. Consequently, General Graphene Corporation cannot be held responsible for damages resulting from the use of or reliance on this information.