

Cast Iron, Bronze or Stainless Steel

Model	Suction Tee	
Sizes	1/2", 3/4", 1", 1 1/4", 1 1/2", 2", 2 1/2", 3"	
Connections	NPT	
Body Material	Cast Iron	125# & 250#
	Bronze	250#
	Stainless Steel	300#

PRESSURE/TEMPERATURE RATINGS

Cast Iron	NPT	250 PSIG @ 406°F
Bronze	NPT	300 PSIG @ 422°F
Stainless Steel	NPT	450 PSIG @ 400°F



Typical Applications

The Watson McDaniel Cast Iron, Bronze or Stainless Steel **Suction Tee** is a specialized type of pipe fitting used for blending, agitation, recirculation, mixing, aeration and heating.

How It Works

Heating by Direct Steam Injection: When using a Suction Tee for heating by direct steam injection, the Suction Tee must be completely submerged in the liquid being heated. When steam enters the primary inlet side of the Suction Tee, a low pressure condition is created inside the Suction Tee body. This causes the liquid inside the tank to circulate through the suction tee and intermix with the steam, causing the liquid to be heated.

Mixing: When liquid is pumped through the primary inlet of a Suction Tee, a low pressure region is created inside the Suction Tee body. When a Suction Tee is submerged, the liquid inside the tank will circulate through the secondary inlet of the Suction Tee causing a mixing action to occur. An alternate method when mixing two different liquids is to pump one liquid through the primary inlet and the other liquid through the secondary inlet of the Suction Tee.

Aeration: A tank or reservoir of liquid can be aerated by connecting the secondary inlet of the Suction Tee to an air or gas line under pressure while pumping liquid through the primary inlet.

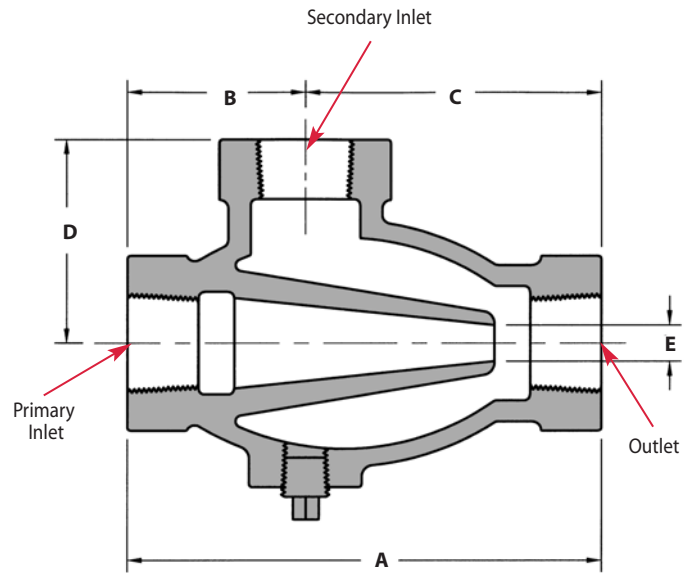
Features

- Available in cast iron, bronze or stainless steel
- No moving parts
- Quiet operation
- Replaces mixing pumps, propellers and other mechanical devices

Size/Connection NPT	Model Code	Material	PMO PSI	Weight (lbs)
1/2"	SUCT-12-N-CI-125	Cast Iron	125	1.25
	SUCT-12-N-B-250	Bronze	250	1.50
3/4"	SUCT-13-N-CI-125	Cast Iron	125	2.50
	SUCT-13-N-B-250	Bronze	250	3.50
1"	SUCT-14-N-CI-125	Cast Iron	125	4.50
	SUCT-14-N-CI-250	Cast Iron	250	6.00
	SUCT-14-N-B-250	Bronze	250	4.50
1 1/4"	SUCT-14-N-SS-300	316 SS	300	4.50
	SUCT-15-N-CI-125	Cast Iron	125	5.00
	SUCT-15-N-CI-250	Cast Iron	250	8.50
1 1/2"	SUCT-15-N-B-250	Bronze	250	5.50
	SUCT-16-N-CI-125	Cast Iron	125	6.00
	SUCT-16-N-CI-250	Cast Iron	250	9.50
2"	SUCT-16-N-B-250	Bronze	250	6.25
	SUCT-16-N-SS-300	316 SS	300	6.25
	SUCT-17-N-CI-125	Cast Iron	125	7.50
2 1/2"	SUCT-17-N-CI-250	Cast Iron	250	17.0
	SUCT-17-N-B-250	Bronze	250	9.75
	SUCT-17-N-SS-300	316 SS	300	9.25
3"	SUCT-18-N-CI-125	Cast Iron	125	11.0
	SUCT-19-N-CI-125	Cast Iron	125	21.5
	SUCT-19-N-CI-250	Cast Iron	250	38.0

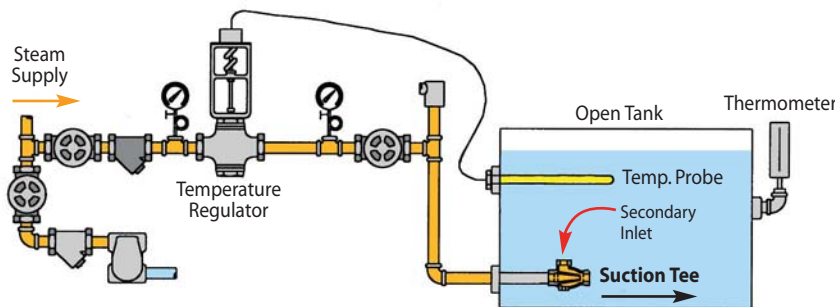
Cast Iron, Bronze or Stainless Steel

DIMENSIONS & WEIGHTS – inches						
Pipe Size	A	B	C	D	E	Weight (lbs)
125# Cast Iron Body & Bronze 250#						
1/2"	3 ³ / ₄	1 ¹ / ₂	2 ¹ / ₄	1 ³ / ₄	1/4	1.5
3/4"	5	1 ⁷ / ₈	3 ¹ / ₈	3 ¹ / ₈	3/8	3.25
1"	5 ⁵ / ₈	2 ³ / ₁₆	3 ⁷ / ₁₆	2 ¹ / ₂	5/8	4
1 ¹ / ₄ "	5 ³ / ₄	2 ¹ / ₄	3 ¹ / ₂	2 ¹ / ₂	11/16	4.75
1 ¹ / ₂ "	6 ¹ / ₁₆	2 ⁷ / ₁₆	3 ⁵ / ₈	2 ⁷ / ₈	7/8	5.50
2"	7	2 ⁷ / ₈	4 ¹ / ₈	3	15/16	7
2 ¹ / ₂ "	8 ³ / ₈	3 ¹ / ₂	4 ⁷ / ₈	3 ⁵ / ₁₆	1	11.75
3"	9 ¹ / ₂	4 ¹ / ₈	5 ³ / ₈	3 ⁷ / ₈	1 ⁵ / ₁₆	20.50
250# Cast Iron Body & Stainless Steel 300#						
1"	6 ¹ / ₁₆	2 ⁵ / ₁₆	3 ³ / ₄	2 ¹¹ / ₁₆	11/16	6.75
1 ¹ / ₄ "	6 ³ / ₁₆	2 ³ / ₈	3 ¹³ / ₁₆	2 ¹³ / ₁₆	11/16	8
1 ¹ / ₂ "	6 ¹ / ₂	2 ¹³ / ₁₆	3 ¹¹ / ₁₆	2 ⁷ / ₈	7/8	10.50
2"	7 ³ / ₈	3 ¹ / ₁₆	4 ⁵ / ₁₆	3 ¹ / ₄	15/16	16.50

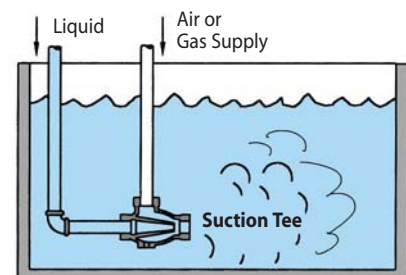


MATERIALS	
Cast Iron	
Body	Cast Iron, A126 CLASS 30
Plug	Cast Iron, A126 CLASS 30
Bronze	
Body	Bronze, ASTM B-62
Plug	Brass
Stainless Steel	
Body	Stainless Steel, A351 GR CF8M
Plug	Stainless Steel, A351 GR 316

Size	CAPACITIES – Steam (lbs/hr)																	
	Supply Pressure (PSIG)																	
	5	10	15	20	25	30	35	40	45	50	55	60	65	75	85	100	125	150
1/2"	66	96	114	135	156	165	174	207	240	258	276	294	312	354	396	456	552	630
3/4"	108	138	168	198	228	255	282	309	336	363	390	402	414	504	564	648	792	936
1"	312	390	468	549	630	711	792	882	972	1026	1080	1170	1260	1428	1584	1800	2232	2556
1 ¹ / ₄ "	444	558	672	783	894	1005	1116	1230	1344	1461	1578	1689	1800	2010	2232	2592	3168	3708
1 ¹ / ₂ "	612	756	900	1026	1152	1332	1512	1674	1836	1980	2124	2286	2448	2772	3060	3528	4320	5040
2"	798	1008	1206	1410	1614	1815	2016	2214	2412	2610	2808	3024	3240	3636	3996	4680	5652	6696
2 ¹ / ₂ "	912	1152	1368	1584	1800	2052	2304	2538	2772	2997	3222	3447	3672	4140	4608	5292	6480	7560
3"	1332	1656	1980	2304	2628	2970	3312	3636	3960	4302	4644	4986	5328	5976	6600	7620	9300	10800



Controlling temperature of large open tank by steam injection



Aeration or Agitation