

CLASSIC SERIES (TRUNION STYLE)



Available in Medium, Heavy Duty & Super Heavy Duty Weight Distribution Systems.

- Durable & light welded head.
- Trunion style spring bars.

SWAY CONTROLLERS



A sway controller is designed to be used in conjunction with a Weight Distribution System and prevents caravan or trailer sway by retarding the pivotal movement between the tow hitch and the caravan or trailer.

Hayman Reese provides two models, the Friction Sway Controller and the Dual Cam™ HP Sway Controller. Please note that if your caravan or trailer sways without the external forces mentioned above, check that your caravan or trailer is loaded and setup correctly. Sway controllers should not be used to counter sway caused by a caravan or trailer incorrectly loaded or setup.

THE RIGHT SYSTEM FOR YOU

Choosing the correct weight distribution kit for your set-up is based on a few primary measurements:

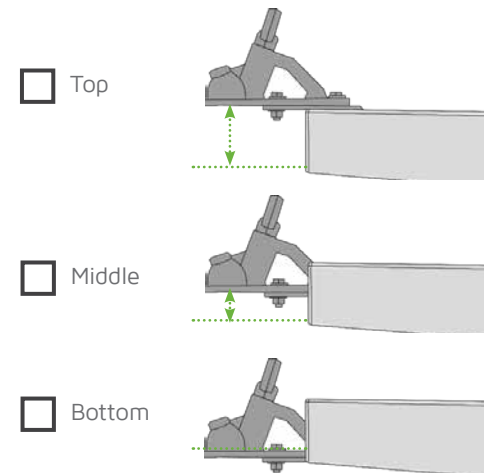
- The ball weight defines the correct system for your set-up.
- The weight distribution system needs enough clearance to ensure the spring bars don't contact the A-Frame. The coupling position and A-Frame depth assist in deciding the style of weight distribution to mitigate this.

Use the below area to record your details before speaking to a Hayman Reese Weight Distribution specialist.

BALL WEIGHT (FULLY LOADED)

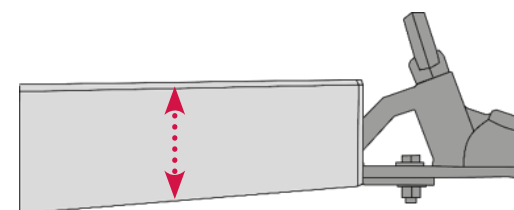
kg

COUPLING POSITION ON A-FRAME



A-FRAME DEPTH

- 4-inch 5-inch 6-inch



Available from:



HRDLWD15 VER 11 0322

STANDARD SERIES (ROUND BAR STYLE)



Available in Medium & Heavy Duty Weight Distribution Systems.

- Durable & light cast head.
- Round style Spring Bars with integrated Cams.
- Suitable for 5 to 6 inch A-frames.

ACCESSORIES AND PARTS



HITCH PARK



SAFETY CHAIN KITS



BOAT DRAW BAR ADAPTOR



WEIGHT DISTRIBUTION SYSTEM PARTS



Hayman Reese
 P.O. Box 4050
 Dandenong South, VIC, 3164
 Phone 1800 812 017
www.haymanreese.com.au

WEIGHT DISTRIBUTION

THE SAFER CHOICE



PUT YOUR FAITH IN THE TOWING EXPERTS



The right weight distribution system for every towing load.



Ball weight chart

This table can help you select the Weight Distribution System that is compatible with your laden trailer's ball weight.*

Ball Weight:	RECOMMENDED WEIGHT DISTRIBUTION SYSTEM				
	Mini	Intermediate	Medium	Heavy	Super Heavy
0-80kg	✓				
80-135kg		✓			
135-275kg			✓		
275-365kg				✓	
365-545kg					✓

haymanreese.com.au | 1800 812 017

SELECTING THE RIGHT WEIGHT DISTRIBUTION SYSTEM FOR YOU



WHAT IS A WEIGHT DISTRIBUTION SYSTEM?

Weight Distribution Systems are designed to assist in restoring the original geometry of the tow vehicle to its normal state. This is achieved through the spring bars providing a lifting force to the rear of the vehicle and transferring the load correctly back over both the tow vehicle and caravan or trailer axles.

When a caravan or trailer is coupled to a tow vehicle, the caravan or trailer's total ball weight is applied directly onto the rear section of the vehicle between the rear axle and towball. Like a seesaw this will transfer the weight from the front to the rear of the vehicle causing the front of the vehicle to lift. Remember - the majority of your braking and all of your steering is handled by your front axle. When travelling, this change can cause unnerving trailer sway, reduced steering and braking responsiveness, less traction and misaligned head lamps. Over time you may also notice a reduction in economy and increased tyre wear.

When using a Hayman Reese Weight Distribution System the ball weight remains the same however the load is distributed through the vehicle's chassis to all four wheels and to the caravan or trailer. By doing this, the Weight Distribution System restores the natural balance of the tow vehicle, restoring the correct suspension and steering geometry, braking efficiency and headlight alignment. All Weight Distribution Systems utilise spring bars to transfer this load through the towbar and onto the tow vehicle's chassis.

Think of the spring bars of a Weight Distribution System as similar to the handles of a wheel barrow; when raised the weight is transferred forward.

It is important that the capacity of the Weight Distribution System is correctly chosen based on the actual ball weight of the caravan or trailer and that the vehicle manufacturer's recommendations are always followed.

SELECTING A WEIGHT DISTRIBUTION SYSTEM?

To determine which Weight Distribution System is most suitable, first weigh your caravan or trailer's ball weight. We recommend you use a Ball Weight Scale to do this. Generally most modern caravan or trailers manufactured in Australia have a ball weight of 10% of the laden weight. Remember to consider everything you put into the caravan or trailer including water, gas bottles, food, etc.

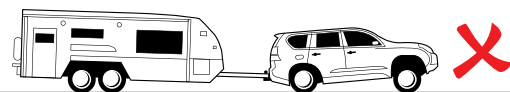
The laden weight is often underestimated in Australia and this can become a problem when trying to balance your caravan or trailer and tow vehicle with equipment that is not up to the task. Once you have determined your caravan or trailer's ball weight, record it and retain for easy review.

Now that you have your ball weight, use the chart above to determine the correct size of Weight Distribution System needed. Choosing between a Classic or Standard series then depends on the dimensions of your caravan or trailer A-frame and position of the coupling. Please consult with your authorised Hayman Reese installer to ensure you get the right system for you and your caravan or trailer.

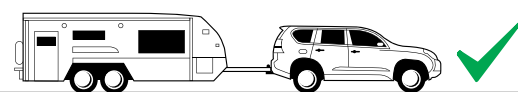
TIP: Hayman Reese Weight Distribution Systems work best with genuine Hayman Reese towbars. Some factory fitted towbars are not compatible and need to be evaluated by a Hayman Reese accredited installer before use. Not all 50mm by 50mm hitch receivers are in fact a genuine Hayman Reese product, check your towbar compliance label if you are unsure.

180LB: MINI	285LB: INTERMEDIATE	600LB: MEDIUM DUTY	800LB: HEAVY DUTY	1200LB: SUPER HEAVY DUTY
<p>The towing solution for lighter ball weights</p> <ul style="list-style-type: none"> • Easy to set-up and remove • Compatible with any Hayman Reese hitch receiver • Suits ball weights 0-80kg • Compatible with any Hayman Reese towbar 	<p>The ideal solution for intermediate tow ball weights</p> <ul style="list-style-type: none"> • Utilises a four bar (4 x 20mm) system • Snap up brackets make raising and lowering the chain effortless • Suits ball weights 80kg - 135kg 	<p>Australia's most popular towing safety system</p> <ul style="list-style-type: none"> • Hex Cam adjustment washer allows for up-to 6 head angle adjustments • Drop shank allows for 6 height adjustment positions • Compatible with Dual Cam HP™ Sway Control • Includes integrated Friction Sway tab • Suits ball weights 135kg-275kg • Available in Trunnion & Round Bar styles 	<p>The tried and tested system for your tough towing needs</p> <ul style="list-style-type: none"> • Hex Cam adjustment washer allows for up-to 6 head angle adjustments • Drop shank allows for 6 height adjustment positions • Compatible with Dual Cam HP™ Sway Control • Includes integrated Friction Sway tab • Suits ball weights 275kg-365kg • Available in Trunnion & Round Bar styles 	<p>For serious heavy duty towing</p> <ul style="list-style-type: none"> • Fine tooth adjustment washer allows for up-to 9 head angle adjustments • Drop shank allows for 6 height adjustment positions • Compatible with Dual Cam HP™ Sway Control • Cast head includes integrated Friction Sway tab • Suits ball weights 365kg-545kg

WITHOUT WEIGHT DISTRIBUTION SYSTEM



WITH WEIGHT DISTRIBUTION SYSTEM



Please note that for the purposes of this brochure when we refer to the trailer, we are referring to any towable product. For example caravans, boats and trailers.

*Please refer to vehicle owners manual for suitability of Weight Distribution Systems.