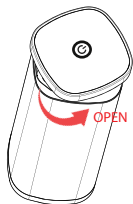


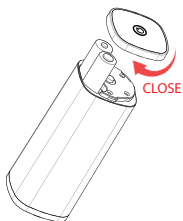
# USER MANUAL

01



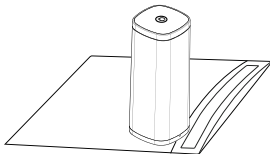
Open the battery cover by rotating it counter-clockwise.

02



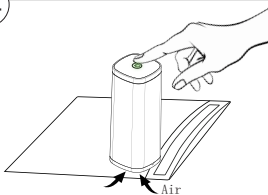
Insert 4pcs AA battery as shown in picture.

03



Place the pump on the Air valve area.  
Press down a bit for better suction.

04



Press the power button. Indicator light will turn green. The Pump will automatically stop, when vacuum is established.