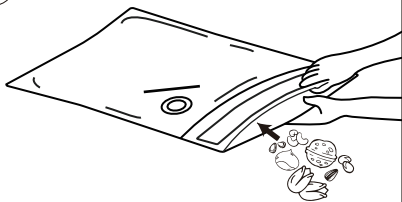



# USER MANUAL

01



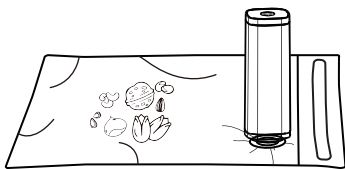
Place the food into the food bag.

02



Use the slider to seal the bag. slide back and forth several times, to make sure that the bag is fully sealed.

03



Place the pump on the Air valve area. Press down a bit to get the best vacuum effect, and to avoid any air leakage.

**Attention:**

- Do not exceed the warning line of the food vacuum bags.
- Fresh fruits and vegetables are recommended to be stored at a low temperature.
- Avoid too much liquid in the bag.