

# MANUAL

Smart vacuum water bottle with  
UV self-cleaning  
Drinking reminder  
Temperature



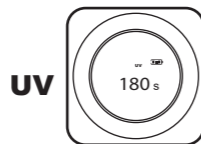
## 1. Operation instructions

- ① Touch to wake up the LCD screen when the screen is off.



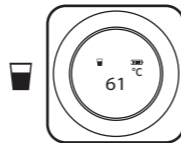
(The screen lights up after touch)

- ② Press and hold for five seconds to turn on the sterilization function and countdown for 180S when the screen is on.



(The "UV" & blue ring appears & countdown 180S when the sterilization begins)

- ③ Tap the screen twice consecutively to turn on the timer alarm function every 90 mins when the screen is on, then the buzzer will be activated & yellow ring to remind you to drink water.

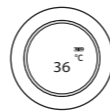


When the reminder function is turned on, the water bottle icon is displayed and turn on the 90-minute reminder to drink water alarm. After 90 minutes, the buzzer will sound "didi" twice, and the yellow ring will flash for 30 seconds, and the next time will be noted. (Activate the reminder function once only reminds 4 times, after which it is automatically turned off, if wanna turn it on again, just activate again)

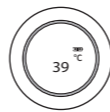
- ④ After the sterilization or reminder function is turned on, repeat the operation again will be interrupt and close the function.

## 2. Feature description

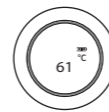
- ① The ring will change with temperature or function when the screen wakes up.



0~36°C  
Light blue ring



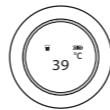
37~60°C  
green ring



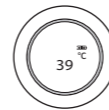
61~99°C  
red ring



Sterilizing &  
blue ring



The alarm is  
beeping &  
yellow ring



Flashing red ring  
when charging

## 3. Technical parameters

**Charging voltage:** 5V

**Charging current:** 0.4A

**Battery capacity:** 800mAh (60 times sterilize)

**Charging time:** 3 hours to fully charge

**Product size:** 7\*25cm

**Function 1:** Sterilization

**Function 2:** Remind to drink water

**Function 3:** Display temperature

**Capacity:** 500ml

**Material:** SUS316 Inner+SUS304 Outer

**Light source:** LED disinfection lamp beads

**Lamp beads power:** 15~20mW

**UVC wavelength:** 260~280nm

## 4. Package contains

- ① Smart vacuum water bottle \*1
- ② Micro USB cable \*1
- ③ Instruction manual \*1
- ④ Certificate of conformity\*1

## 5. Additional statement

- ① When the sterilization function is turned on, it will be automatically turned off and flash red ring.
- ② The sterilization function cannot be started when the temperature exceeds 60°C.
- ③ The charging red ring is preferentially displayed when charging.
- ④ Because the circuit board inside of the lid, the temperature detection will be 8 degrees celsius higher than the normal temperature when the bottle is sterilizing.
- ⑤ The lid of the vacuum flask contains waterproof materials and precision components, please do not disassemble it privately.
- ⑥ The shaded part is the touch area, and the middle is the display area.

