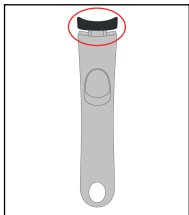
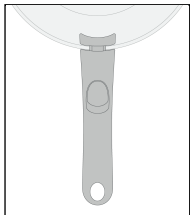




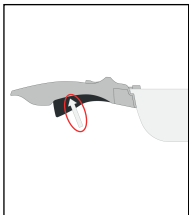
#### Detachable Handle



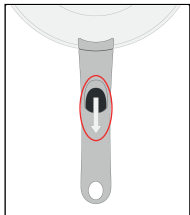
Please note that it's only the mouthpiece, that's suitable for contact with food.



1 Open the handle and place the mouthpiece over side of the pan.



2 Firmly press the button until it is fully closed.



3 Place the pan on a flat surface before pressing the button to release the handle from the pan.



## Care & Maintenance

- Do not put the detachable handle in the dishwasher.
- Handwash the detachable handle with a soft sponge or dishcloth.
- If there are any stubborn food residues or grease on the detachable handle, then add a mild dishwashing detergent to the soft sponge or dishcloth when cleaning.

## Cautions

- Ensure that the handle is securely attached to the frying pan before lifting the pan.
- Non-oven safe: Deattach the handles from the pan if placed in oven.
- Avoid having the detachable handle exposed to direct flames.
- Keep the detachable handle out of the reach of children to prevent accidents or injuries.