

## INTRODUCTION

The Scholar Pen light is the perfect companion to any officer or executive. Available in two versions, An Aircraft Aluminum Body and a Stainless Steel Body. Both feature a 140 Lumen light on it's rear with easy strobe access and non evasive crown providing just the right amount of texture for your thumb to grip in self defense situations. The Scholar does not look like a Tactical Pen but outperforms the best of them. Choose the version that is best for your lifestyle Lightweight (Aluminum Version), Weighted (Stainless Steel Version), Both are ridged enough to puncture. Stylish and functional with a fine tip gel ink well, providing a smooth writing experience.

LED Type:	CREE XP-G2 (White)		
Battery:	AAA - Alkaline, NiMh (Batteries NOT included)		
Size:	Length: 153 mm Body Diameter: 14.5 mm		
Weight:	35g - Aluminum (without battery) 80g - Stainless Steel (without battery)		

## ILLUMINATION FUNCTIONS

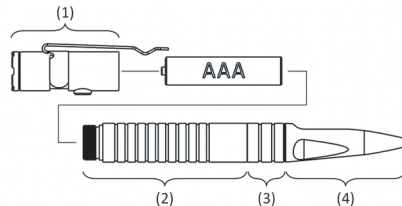
Mode:	Firefly	High	Strobe
Output:	3 lm	140 lm	140 lm
Runtime:	33 hrs	0.6 hrs	1.2 hrs

\* Above test are performed with PANASONIC  
1000mAh Ni-MH AAA Battery in PowerTac Lab.

## USAGE INSTRUCTIONS

### 1. Battery Installation:

1. Loosen the flashlight head (1) from the battery tube.
2. Insert 1 AAA Battery into the battery tube (2) with the (+) toward the led end (1).

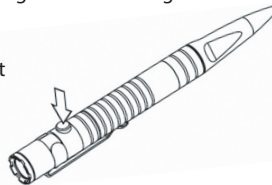


3. Tighten the flashlight head (1) securely to battery tube (2).

### 2. Operation:

1. On / Off : Short click the button on the side of the head will activate the light. Short click again will deactivate the light.

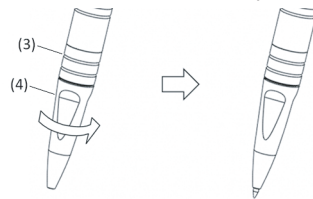
2. Strobe: When the light is on ; long click the side button. Repeat will return light to high setting.



When the light is off: Long click to activate strobe.

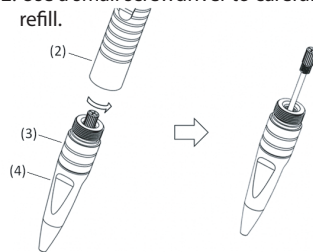
### 3. Operate Pen Component:

1. Rotate the pen head (4) counter clockwise to extend ink tip.
2. Rotate Clockwise to retract ink tip



### 4. Change Ink Cartridge:

1. Loosen (3) from (2) as shown below.
2. Use a small screwdriver to carefully loosen the pen refill.



3. Remove used ink cartridge and replace with new ink.
4. Carefully tighten cartridge and re-assemble.



# SCHOLAR

TACTICAL FLASHLIGHT PEN

## 140 MAX LUMENS

# USER MANUAL

## FEATURES & SPECIFICATIONS

- Personalized size configuration
- Uses one AAA Batteries
- Aluminum Version: Machined from aircraft grade aluminum with type III anodized finish
- Stainless Steel Version: Elegant polished stainless steel body.
- Constant current circuit design.
- Precision engineered optical lens produces focused and proportioned light
- IPX6 waterproof rating; submersible to 2 meters

## Maintenance

Every 3 months, threads should be wiped with a clean cloth followed by a thin coating of silicon-based lubricant.

Every Week you should check your battery to ensure it is not leaking.

### IMPORTANT

POWERTAC'S LIFETIME WARRANTY DOES NOT COVER A BATTERY THAT HAS FAILED (LEAKED).

PLEASE BE SURE TO USE ONLY HIGH QUALITY BRAND NAME BATTERIES TO ENSURE A LOWER CHANCE OF BATTERY FAILURE

## DISCLAIMER

- After long periods of use on the highest setting, the surface area may get hot. Please use caution when using the flashlight in a constant high brightness level. It is recommended to let the flashlight cool down to prevent any injury.
- High intensity light is harmful to human eyes. This product is not meant to be handled by children under the age of 18 without adult supervision.
- Use the highest quality, protected-circuit batteries to insure maximum performance and safety. Consult with the manufacturer regarding any questions or concerns.
- PowerTac's liability is voided if the light is not used in a proper manner or if modified.
- PowerTac reserves the right to change the design and/or specifications of all PowerTac products without prior notice.
- Please do not change batteries at dangerous locations such as gas stations. Batteries must only be changed or removed when light is off.
- Do not use or attempt to recharge a disposable CR123 battery! Do not throw the flashlight into a fire as an explosion may occur.

## THE POWERTAC NO-HASSLE LIFETIME WARRANTY

Please visit our website at [powertac.com](http://powertac.com) for full warranty policy.

## WARRANTY DISCLAIMER

The above warranty is exclusive, and to the extent permitted by applicable laws, shall be in lieu of all other warranties, express or implied, including, without limitation, any warranty of merchantability or fitness for a particular use or purpose. PowerTac disclaims any and all liability for product malfunctions, physical injuries, or property damages that result in whole, or in part, from the criminal, negligent, or improper use of the product, or from modifications or alterations thereto. In no event shall PowerTac be liable for any incidental, special, or consequential damages relating to the purchase, use, or performance of any PowerTac product.

## WARRANTY CLAIMS

Please go to [www.powertac.com/warranty](http://www.powertac.com/warranty) and follow instructions.

© 2017 POWERTAC USA, INC. ALL RIGHTS RESERVED

[WWW.POWERTAC.COM](http://WWW.POWERTAC.COM)