

Photograph and Size Reference Guide

K-BX246



	WIDTH	HEIGHT	DEPTH
INCHES	4"	6"	2"
TYPE			
BACKSET			
MATERIAL	14 GAUGE STEEL		
NOTE:	WELDABLE BOX W/ REMOVEABLE LID		

K-BX458175



	WIDTH	HEIGHT	DEPTH
INCHES	4 1/2"	8"	1 3/4"
TYPE			
BACKSET			
MATERIAL	14 GAUGE STEEL		
NOTE:	BLANK BOX		

K-BX515175




	WIDTH	HEIGHT	DEPTH
INCHES	5"	15"	1 3/4"
TYPE			
BACKSET			
MATERIAL	14 GAUGE STEEL		
NOTE:	BLANK BOX		

K-BX515175-AL




	WIDTH	HEIGHT	DEPTH
INCHES	5"	15"	1 3/4"
TYPE			
BACKSET			
MATERIAL	.125" ALUMINUM		
NOTE:	BLANK BOX		

K-BX711150



	WIDTH	HEIGHT	DEPTH
INCHES	7"	11"	1 1/2"
TYPE			
BACKSET			
MATERIAL	14 GAUGE STEEL		
NOTE:	BLANK BOX		

K-BX95552



	WIDTH	HEIGHT	DEPTH
INCHES	4 1/2"	8"	2"
TYPE	READER		
BACKSET			
MATERIAL	14 GAUGE STEEL		
NOTE:	SWITCH ON BACK		

K-BX95552-AL



	WIDTH	HEIGHT	DEPTH
INCHES	4 1/2"	8"	2"
TYPE	READER		
BACKSET			
MATERIAL	.125" ALUMINUM		
NOTE:	SWITCH ON BACK		

K-BXAD



	WIDTH	HEIGHT	DEPTH
INCHES	5 1/2"	16"	1 3/4"
TYPE	CROSS PLATFORM		
BACKSET	2 3/4"		
MATERIAL	14 GAUGE STEEL		
NOTE:			

K-BXA/R



	WIDTH	HEIGHT	DEPTH
INCHES	2 7/16"	8"	1 13/16"
TYPE	MORTISE		
BACKSET	1 1/8"		
MATERIAL	14 GAUGE STEEL		
NOTE:	NARROW STYLE		

K-BXA / R-AL



	WIDTH	HEIGHT	DEPTH
INCHES	2 7/16"	8"	1 13/16"
TYPE	MORTISE		
BACKSET	1 1/8"		
MATERIAL	.125 ALUMINUM		
NOTE:	NARROW STYLE		

K-BXA/R / R-11 / 2



	WIDTH	HEIGHT	DEPTH
INCHES	2 7/16"	7"	1 13/16"
TYPE	MORTISE		
BACKSET	1 1/2"		
MATERIAL	14 GAUGE STEEL		
NOTE:	NARROW STYLE		

K-BXA / R-31 / 32



	WIDTH	HEIGHT	DEPTH
INCHES	2 7/16"	8"	1 13/16"
TYPE	MORTISE		
BACKSET	31/32"		
MATERIAL	14 GAUGE STEEL		
NOTE:	NARROW STYLE		

K-BXA / R-E



	WIDTH	HEIGHT	DEPTH
INCHES	2"	16"	1 3/4"
TYPE	MORTISE		
BACKSET	1 1/8"		
MATERIAL	14 GAUGE STEEL		
NOTE:	NARROW STLYE		

K-BXA / R-EC



	WIDTH	HEIGHT	DEPTH
INCHES	2"	13"	1 3/4"
TYPE	MORTISE		
BACKSET	1 1/8"		
MATERIAL	14 GAUGE STEEL		
NOTE:	NARROW STYLE		

K-BXA/R-NH



	WIDTH	HEIGHT	DEPTH
INCHES	2 1/16"	7"	1 13/16"
TYPE	MORTISE		
BACKSET			
MATERIAL	14 GAUGE STEEL		
NOTE:	NO HOLES		

K-BXBEST-93KV



	WIDTH	HEIGHT	DEPTH
INCHES	7 3/4"	16"	1 3/4"
TYPE	CYLINDRICAL		
BACKSET	2 3/4"		
MATERIAL	14 GAUGE STEEL		
NOTE:			



VISIT OUR WEBSITE @ WWW.KEEDEX.COM
 Tel: 714-993-4300 • Fax: 714-993-4303

K-BXCL4000



	WIDTH	HEIGHT	DEPTH
INCHES	5 1/2"	7 1/2"	1 3/4"
TYPE	PRODUCT SPECIFIC		
BACKSET	2 3/4"		
MATERIAL	14 GAUGE STEEL		
NOTE:	USE LBFR70 LATCH		

K-BXCL500



	WIDTH	HEIGHT	DEPTH
INCHES	5 1/2"	8 1/2"	1 3/4"
TYPE	PRODUCT SPECIFIC		
BACKSET	2 3/4"		
MATERIAL	14 GAUGE STEEL		
NOTE:			

K-BXCL500-AL



	WIDTH	HEIGHT	DEPTH
INCHES	5 1/2"	8 1/2"	1 3/4"
TYPE	PRODUCT SPECIFIC		
BACKSET	2 3/4"		
MATERIAL	14 GAUGE STEEL		
NOTE:			

K-BXCOB



	WIDTH	HEIGHT	DEPTH
INCHES	5 1/2"	10 1/2"	1 3/4"
TYPE	CYLINDRICAL		
BACKSET	2 3/4"		
MATERIAL	14 GAUGE STEEL		
NOTE:			

K-BXCOB-AL



	WIDTH	HEIGHT	DEPTH
INCHES	5 1/2"	10 1/2"	1 3/4"
TYPE	CYLINDRICAL		
BACKSET	2 3/4"		
MATERIAL	.125 ALUMINUM		
NOTE:			

K-BXCOV



	WIDTH	HEIGHT	DEPTH
INCHES	5 3/4"	2 7/8"	4"
MATERIAL	14 GAUGE		
NOTES:	CAN BE BOLTED, SCREWED OR WELDED. PROTECTS AGAINST WIND, RAIN, VANDALISM.		

K-BXDBL



	WIDTH	HEIGHT	DEPTH
INCHES	4 1/2"	6 7/8"	1 1/2"
TYPE	2 1/8" CYLINDRICAL		
BACKSET	2 3/8"		
MATERIAL	14 GAUGE		
NOTE:	center to center 3 1/2"		

K-BXDBL-S



	WIDTH	HEIGHT	DEPTH
INCHES	4 1/2"	6 1/2"	1 1/4"
TYPE	2 1/8" CYL (Slim)		
BACKSET	2 3/8"		
MATERIAL	14 GAUGE STEEL		
NOTE:	center to center 3 3/8"		

K-BXDBL-ES



	WIDTH	HEIGHT	DEPTH
INCHES	4 1/2"	7 1/2"	1"
TYPE	2 1/8" CYL (Extra Slim)		
BACKSET	2 3/8"		
MATERIAL	14 GAUGE STEEL		
NOTE:	center to center 3 3/8"		

K-BXDBL234



	WIDTH	HEIGHT	DEPTH
INCHES	4 3/4"	8 5/8"	1 1/2"
TYPE	2 1/8" CYLINDRICAL		
BACKSET	2 3/4"		
MATERIAL	14 GAUGE		
NOTE:	center to center 4"		

K-BXDBL234-2D



	WIDTH	HEIGHT	DEPTH
INCHES	4 3/4"	8 5/8"	2"
TYPE	2 1/8" CYLINDRICAL		
BACKSET	2 3/4"		
MATERIAL	14 GAUGE		
NOTE:	1/4" INSET/ center to center 4"		

K-BXDBL234-2D-AL



	WIDTH	HEIGHT	DEPTH
INCHES	4 3/4"	8 5/8"	2"
TYPE	2 1/8" CYLINDRICAL		
BACKSET	2 3/4"		
MATERIAL	.125" ALUMINUM		
NOTE:	1/4" INSET/ center to center 4"		

K-BXDBL234-2W



	WIDTH	HEIGHT	DEPTH
INCHES	4 3/4"	8 5/8"	2"
TYPE	2 1/8" CYLINDRICAL		
BACKSET	2 3/4"		
MATERIAL	14 GAUGE STEEL		
NOTE:	center to center 4"		

K-BXDBL234-AL



	WIDTH	HEIGHT	DEPTH
INCHES	4 3/4"	8 5/8"	1 1/2"
TYPE	2 1/8" CYLINDRICAL		
BACKSET	2 3/4"		
MATERIAL	.125" ALUMINUM		
NOTE:	center to center 4"		

K-BXDBL234-AL-2



	WIDTH	HEIGHT	DEPTH
INCHES	4 3/4"	8 5/8"	2"
TYPE	2 1/8" CYLINDRICAL		
BACKSET	2 3/4"		
MATERIAL	.125" ALUMINUM		
NOTE:	center to center 4"		

K-BXDBL234-NH



	WIDTH	HEIGHT	DEPTH
INCHES	4 3/4"	8 5/8"	1 5/8"
TYPE	"CYLINDRICAL		
BACKSET			
MATERIAL	14 GAUGE STEEL		
NOTE:	NO HOLES, ACCESS CONTROL		

K-BXDBL234-SS



	WIDTH	HEIGHT	DEPTH
INCHES	4 3/4"	8 5/8"	1 5/8"
TYPE	2 1/8" CYLINDRICAL		
BACKSET	2 3/4"		
MATERIAL	16 GAUGE STAINLESS STEEL		
NOTE:	center to center 4"		

K-BXDETBR2020



	WIDTH	HEIGHT	DEPTH
INCHES	4"	13"	1 3/4"
TYPE	MORTISE		
BACKSET			
MATERIAL	8 GAUGE STEEL		
NOTE:	NARROW STYLE		

K-BXDIG-1150



	WIDTH	HEIGHT	DEPTH
INCHES	4 3/4"	8 1/2"	1 3/4"
TYPE	CYLINDRICAL		
BACKSET			
MATERIAL	14 GAUGE STEEL		
NOTE:			

K-BXDIG-1150-AL



	WIDTH	HEIGHT	DEPTH
INCHES	4 3/4"	8 1/2"	1 3/4"
TYPE	CYLINDRICAL		
BACKSET	2 3/8"		
MATERIAL	.125" ALUMINUM		
NOTE:			

K-BXDIG-DBL



	WIDTH	HEIGHT	DEPTH
INCHES	4 3/4"	6 1/2"	N/A
TYPE			
BACKSET			
MATERIAL	14 GAUGE STEEL		
NOTE:			

K-BXDIG23



	WIDTH	HEIGHT	DEPTH
INCHES	4 3/4"	7 5/8"	1 3/4"
TYPE			
BACKSET	2 3/8"		
MATERIAL	14 GAUGE STEEL		
NOTE:			

K-BXDIG23-AL



	WIDTH	HEIGHT	DEPTH
INCHES	4 3/4"	7 5/8"	1 3/4"
TYPE	READER		
BACKSET			
MATERIAL	.125" ALUMINUM		
NOTE:			

K-BXE2000



	WIDTH	HEIGHT	DEPTH
INCHES	5 1/2"	10"	1 3/4"
TYPE	CYLINDRICAL		
BACKSET	2 3/4"		
MATERIAL	14 GAUGE STEEL		
NOTE:			

K-BXEDCR



	WIDTH	HEIGHT	DEPTH
INCHES	5 1/2"	8"	1 3/4"
TYPE	EXIT DEVICE		
BACKSET			
MATERIAL	14 GAUGE STEEL		
NOTE:			

K-BXED-D8



	WIDTH	HEIGHT	DEPTH
INCHES	8"	6 1/2"	1 3/4"
TYPE	EXIT DEVICE		
BACKSET			
MATERIAL	14 GAUGE STEEL		
NOTE:			

K-BXED-ETPDLV99



	WIDTH	HEIGHT	DEPTH
INCHES	5"	15"	1 3/4"
TYPE	EXIT DEVICE		
BACKSET			
MATERIAL	14 GAUGE STEEL		
NOTE:			

K-BXED-V22



	WIDTH	HEIGHT	DEPTH
INCHES	5 1/2"	8"	1 3/4"
TYPE	EXIT DEVICE		
BACKSET			
MATERIAL	14 GAUGE STEEL		
NOTE:	2 1/8" HOLE		

K-BXED-V990NL



	WIDTH	HEIGHT	DEPTH
INCHES	5"	15"	1 3/4"
TYPE	EXIT DEVICE		
BACKSET			
MATERIAL	14 GAUGE STEEL		
NOTE:			

K-BXED-V990L-AL



	WIDTH	HEIGHT	DEPTH
INCHES	5"	15"	1 3/4"
TYPE	EXIT DEVICE		
BACKSET			
MATERIAL	.125" ALUMINUM		
NOTE:			

K-BXED-V992L



	WIDTH	HEIGHT	DEPTH
INCHES	5"	15"	1 3/4"
TYPE	EXIT DEVICE		
BACKSET			
MATERIAL	14 GAUGE STEEL		
NOTE:			

K-BXED-V992L-AL



	WIDTH	HEIGHT	DEPTH
INCHES	5"	15"	1 3/4"
TYPE	EXIT DEVICE		
BACKSET			
MATERIAL	.125" ALUMINUM		
NOTE:			



K-BXED-WA

	WIDTH	HEIGHT	DEPTH
INCHES	5 1/2"	20 1/2"	1 3/4"
TYPE	Exit Device		
BACKSET			
MATERIAL	14 GAUGE STEEL		
NOTE:			

K-BXES1

	WIDTH	HEIGHT	DEPTH
INCHES	3 3/4"	3 1/4"	1 9/16"
TYPE	ELECTRIC STRIKE		
BACKSET			
MATERIAL	14 GAUGE STEEL		
NOTE:			

K-BXES2

	WIDTH	HEIGHT	DEPTH
INCHES	2 3/8"	5 1/16"	1 3/4"
TYPE	ELECTRIC STRIKE		
BACKSET			
MATERIAL	14 GAUGE STEEL		
NOTE:	ANSI STRIKE		

K-BXES2-AL

	WIDTH	HEIGHT	DEPTH
INCHES	2 3/8"	5 1/16"	1 3/4"
TYPE	ELECTRIC STRIKE		
BACKSET			
MATERIAL	.125 ALUMINUM		
NOTE:	ANSI STRIKE		

K-BXES3A

	WIDTH	HEIGHT	DEPTH
INCHES	2 3/8"	5 1/16"	1 3/4"
TYPE	ELECTRIC STRIKE		
BACKSET			
MATERIAL	14 GAUGE STEEL		
NOTE:	ANSI STRIKE		

K-BXES3A-AL

	WIDTH	HEIGHT	DEPTH
INCHES	2 3/8"	5 1/16"	1 3/4"
TYPE	ELECTRIC STRIKE		
BACKSET			
MATERIAL	.125 ALUMINUM		
NOTE:	ANSI STRIKE		

K-BXES4

	WIDTH	HEIGHT	DEPTH
INCHES	2 3/8"	6 9/16"	2"
TYPE	ELECTRIC STRIKE		
BACKSET			
MATERIAL	14 GAUGE STEEL		
NOTE:			

K-BXES4-11G

	WIDTH	HEIGHT	DEPTH
INCHES	2 3/8"	6 9/16"	2"
TYPE	ELECTRIC STRIKE		
BACKSET			
MATERIAL	11 GAUGE STEEL		
NOTE:			

K-BXES4-AL

	WIDTH	HEIGHT	DEPTH
INCHES	2 3/8"	6 9/16"	2"
TYPE	ELECTRIC STRIKE		
BACKSET			
MATERIAL	.125 ALUMINUM		
NOTE:			

K-BXES5

	WIDTH	HEIGHT	DEPTH
INCHES	2 3/8"	5 1/16"	1 3/4"
TYPE	ELECTRIC STRIKE		
BACKSET			
MATERIAL	14 GAUGE STEEL		
NOTE:	ANSI STRIKE		

K-BXES6

	WIDTH	HEIGHT	DEPTH
INCHES	1 3/4"	5 1/2"	2 3/8"
TYPE	ELECTRIC STRIKE		
BACKSET			
MATERIAL	14 GAUGE STEEL		
NOTE:	ANSI STRIKE		

K-BXES7

	WIDTH	HEIGHT	DEPTH
INCHES	2 5/8"	9 1/4"	2"
TYPE	ELECTRIC STRIKE		
BACKSET			
MATERIAL	14 GAUGE STEEL		
NOTE:			

K-BXES8

	WIDTH	HEIGHT	DEPTH
INCHES	1 1/2"	6 1/8"	2"
TYPE	ELECTRIC STRIKE		
BACKSET			
MATERIAL	14 GAUGE STEEL		
NOTE:			

K-BXES9

	WIDTH	HEIGHT	DEPTH
INCHES	2 3/8"	5 1/16"	1 3/4"
TYPE	ELECTRIC STRIKE		
BACKSET			
MATERIAL	14 GAUGE STEEL		
NOTE:	ANSI		

K-BXES10

	WIDTH	HEIGHT	DEPTH
INCHES	2"	12"	2 7/16"
TYPE	ELECTRIC STRIKE		
BACKSET			
MATERIAL	14 GAUGE STEEL		
NOTE:			

K-BXES12

	WIDTH	HEIGHT	DEPTH
INCHES	2"	5"	3 1/4"
TYPE	ELECTRIC STRIKE		
BACKSET			
MATERIAL	14 GAUGE STEEL		
NOTE:			

VISIT OUR WEBSITE @ WWW.KEEDEX.COM

Tel: 714-993-4300 • Fax: 714-993-4303



K-BXES14



	WIDTH	HEIGHT	DEPTH
INCHES	2 1/2"	9 1/2"	2 3/4"
TYPE	ELECTRIC STRIKE		
BACKSET			
MATERIAL	14 GAUGE STEEL		
NOTE:			

K-BXES16



	WIDTH	HEIGHT	DEPTH
INCHES	1 1/2"	5"	1 3/4"
TYPE	ELECTRIC STRIKE		
BACKSET			
MATERIAL	14 GAUGE STEEL		
NOTE:	ANSI STRIKE		

K-BXES45



	WIDTH	HEIGHT	DEPTH
INCHES	2 3/8"	5 1/16"	1 1/2"
TYPE	ELECTRIC STRIKE		
BACKSET			
MATERIAL	14 GAUGE STEEL		
NOTE:	ANSI		

K-BXES51



	WIDTH	HEIGHT	DEPTH
INCHES	2 3/8"	5 1/16"	1 1/2"
TYPE	ELECTRIC STRIKE		
BACKSET			
MATERIAL	14 GAUGE STEEL		
NOTE:	ANSI		

K-BXES-EN400



	WIDTH	HEIGHT	DEPTH
INCHES	2 3/8"	5 1/8"	1 3/4"
TYPE	ELECTRIC STRIKE		
BACKSET			
MATERIAL	14 GAUGE STEEL		
NOTE:	Trine Specific		

K-BXGIB



	WIDTH	HEIGHT	DEPTH
INCHES	5"	11 7/8"	1 3/4"
TYPE	PRODUCT SPECIFIC		
BACKSET			
MATERIAL	14 GAUGE STEEL		
NOTE:			

K-BXIL



	WIDTH	HEIGHT	DEPTH
INCHES	5"	10"	1 3/4"
TYPE	MORTISE		
BACKSET	2 3/4"		
MATERIAL	14 GAUGE STEEL		
NOTE:			

K-BXIL-AL



	WIDTH	HEIGHT	DEPTH
INCHES	5"	10"	1 3/4"
TYPE	MORTISE		
BACKSET	2 3/4"		
MATERIAL	.125 ALUMINUM		
NOTE:			

K-BXIL-710



	WIDTH	HEIGHT	DEPTH
INCHES	5"	14 1/2"	1 3/4"
TYPE	MORTISE		
BACKSET	2 3/4"		
MATERIAL	14 GAUGE STEEL		
NOTE:			

K-BXIL-710-II



	WIDTH	HEIGHT	DEPTH
INCHES	5"	14 1/2"	1 3/4"
TYPE	MORTISE		
BACKSET	2 3/4"		
MATERIAL	14 GAUGE STEEL		
NOTE:			

K-BXIL-710-IIAL



	WIDTH	HEIGHT	DEPTH
INCHES	5"	14 1/2"	1 3/4"
TYPE	MORTISE		
BACKSET	2 3/4"		
MATERIAL	.125 ALUMINUM		
NOTE:			

K-BXINT-L-SS



	WIDTH	HEIGHT	DEPTH
INCHES	2"	7"	1 3/4"
TYPE	MORTISE		
BACKSET			
MATERIAL	16 GAUGE STAINLESS STEEL		
NOTE:			

K-BXINT-R



	WIDTH	HEIGHT	DEPTH
INCHES	2"	7"	1 3/4"
TYPE	MORTISE		
BACKSET			
MATERIAL	14 GAUGE STEEL		
NOTE:			

K-BXINT-R-SS



	WIDTH	HEIGHT	DEPTH
INCHES	2"	7"	1 3/4"
TYPE	MORTISE		
BACKSET			
MATERIAL	16 GAUGE STAINLESS STEEL		
NOTE:			

K-BXLOC5100



	WIDTH	HEIGHT	DEPTH
INCHES	5 1/8"	12"	1 3/4"
TYPE	CYLINDRICAL		
BACKSET	2 3/4"		
MATERIAL	14 GAUGE STEEL		
NOTE:			

K-BXMAR-IQ



	WIDTH	HEIGHT	DEPTH
INCHES	8"	14"	1 3/4"
TYPE	CYLINDRICAL		
BACKSET	2 3/4"		
MATERIAL	14 GAUGE STEEL		
NOTE:			



K-BXMAR-IQ-AL



	WIDTH	HEIGHT	DEPTH
INCHES	8"	14"	1 3/4"
TYPE	CYLINDRICAL		
BACKSET	2 3/4"		
MATERIAL	.125 ALUMINUM		
NOTE:			

K-BXMAR-IQ-SS



	WIDTH	HEIGHT	DEPTH
INCHES	8"	14"	1 3/4"
TYPE	CYLINDRICAL		
BACKSET	2 3/4"		
MATERIAL	16 GAUGE STAINLESS STEEL		
NOTE:			

K-BXMAS



	WIDTH	HEIGHT	DEPTH
INCHES	5 1/2"	12 3/8"	1 3/4"
TYPE	CYLINDRICAL		
BACKSET	2 3/4"		
MATERIAL	14 GAUGE STEEL		
NOTE:			

K-BXMON



	WIDTH	HEIGHT	DEPTH
INCHES	1 3/4"	7 1/8"	1 3/4"
TYPE	CYLINDRICAL		
BACKSET	2 3/4"		
MATERIAL	14 GAUGE STEEL		
NOTE:			

K-BXMOR1



	WIDTH	HEIGHT	DEPTH
INCHES	4 5/8"	8 1/8"	1 3/4"
TYPE	MORTISE		
BACKSET	2 3/4"		
MATERIAL	14 GAUGE STEEL		
NOTE:			

K-BXMOR1-10G



	WIDTH	HEIGHT	DEPTH
INCHES	4 5/8"	8 1/8"	1 3/4"
TYPE	MORTISE		
BACKSET	2 3/4"		
MATERIAL	10 GAUGE STEEL		
NOTE:			

K-BXMOR1-AL



	WIDTH	HEIGHT	DEPTH
INCHES	4 5/8"	8 1/8"	1 3/4"
TYPE	MORTISE		
BACKSET	2 3/4"		
MATERIAL	.125 ALUMINUM		
NOTE:			

K-BXMOR2



	WIDTH	HEIGHT	DEPTH
INCHES	4 5/8"	8 1/8"	1 3/4"
TYPE	MORTISE		
BACKSET	2 3/4"		
MATERIAL	14 GAUGE STEEL		
NOTE:			

K-BXMOR3




	WIDTH	HEIGHT	DEPTH
INCHES	4 5/8"	8 1/8"	1 3/4"
TYPE	MORTISE		
BACKSET	2 3/4"		
MATERIAL	14 GAUGE STEEL		
NOTE:			

K-BXMOR3-10G



	WIDTH	HEIGHT	DEPTH
INCHES	4 5/8"	8 1/8"	1 3/4"
TYPE	MORTISE		
BACKSET	2 3/4"		
MATERIAL	10 GAUGE STEEL		
NOTE:			

K-BXMOR4



	WIDTH	HEIGHT	DEPTH
INCHES	4 5/8"	8 1/8"	1 3/4"
TYPE	MORTISE		
BACKSET	2 3/4"		
MATERIAL	14 GAUGE STEEL		
NOTE:			

K-BXMOR4-AL



	WIDTH	HEIGHT	DEPTH
INCHES	4 5/8"	8 1/8"	1 3/4"
TYPE	MORTISE		
BACKSET	2 3/4"		
MATERIAL	.125 ALUMINUM		
NOTE:			

K-BXMOR5



	WIDTH	HEIGHT	DEPTH
INCHES	4 5/8"	8 1/8"	1 3/4"
TYPE	MORTISE		
BACKSET	2 3/4"		
MATERIAL	14 GAUGE STEEL		
NOTE:			

K-BXMOR6



	WIDTH	HEIGHT	DEPTH
INCHES	5"	7 7/8"	1 1/4"
TYPE	MORTISE		
BACKSET	2 1/2"		
MATERIAL	14 GAUGE STEEL		
NOTE:			

K-BXMOR8155



	WIDTH	HEIGHT	DEPTH
INCHES	8"	15 1/2"	1 3/4"
TYPE	MORTISE		
BACKSET			
MATERIAL	14 GAUGE STEEL		
NOTE:	UNIVERSAL APPLICATIONS		

K-BXMOR8155F



	WIDTH	HEIGHT	DEPTH
INCHES	8"	15 1/2"	1 3/4"
TYPE	MORTISE		
BACKSET			
MATERIAL	14 GAUGE STEEL		
NOTE:	UNIVERSAL APPLICATIONS		

VISIT OUR WEBSITE @ WWW.KEEDEX.COM

Tel: 714-993-4300 • Fax: 714-993-4303



K-BXMOR8155F-AL



	WIDTH	HEIGHT	DEPTH
INCHES	8"	15 1/2"	1 3/4"
TYPE	MORTISE		
BACKSET	2 3/4"		
MATERIAL	.125 ALUMINUM		
NOTE:	UNIVERSAL APPLICATIONS		

K-BXMOR-CDL4000



	WIDTH	HEIGHT	DEPTH
INCHES	4 1/4"	4 1/2"	1 3/4"
TYPE	MORTISE		
BACKSET	2 3/4"		
MATERIAL	14 GAUGE STEEL		
NOTE:			

K-BXMOR-BST38HM



	WIDTH	HEIGHT	DEPTH
INCHES	4 5/8"	5 5/8"	1 3/4"
TYPE	MORTISE		
BACKSET	2 3/4"		
MATERIAL	14 GAUGE STEEL		
NOTE:			

K-BXMOR-MR3000M



	WIDTH	HEIGHT	DEPTH
INCHES	4 3/8"	4 7/8"	1 3/4"
TYPE	MORTISE		
BACKSET	2 3/4"		
MATERIAL	14 GAUGE STEEL		
NOTE:			

K-BXMOR-SGT4874



	WIDTH	HEIGHT	DEPTH
INCHES	4 1/2"	4 7/8"	1 3/4"
TYPE	MORTISE		
BACKSET	2 3/4"		
MATERIAL	14 GAUGE STEEL		
NOTE:			

K-BXOMNI-CYL



	WIDTH	HEIGHT	DEPTH
INCHES	5 1/2"	10 3/4"	1 3/4"
TYPE	PRODUCT SPECIFIC		
BACKSET	2 3/4"		
MATERIAL	14 GAUGE STEEL		
NOTE:	UNIVERSAL APPLICATIONS		

K-BXOMNI-WM



	WIDTH	HEIGHT	DEPTH
INCHES	5 3/4"	11 1/2"	1 3/4"
TYPE	CYLINDRICAL		
BACKSET	2 3/4"		
MATERIAL	14 GAUGE STEEL		
NOTE:			

K-BXPRES



	WIDTH	HEIGHT	DEPTH
INCHES	4 3/4"	7"	1 3/4"
TYPE			
BACKSET			
MATERIAL	14 GAUGE STEEL		
NOTE:			

K-BXRHO



	WIDTH	HEIGHT	DEPTH
INCHES	4 3/4"	4 1/8"	1 3/4"
TYPE	CYLINDRICAL		
BACKSET	2 3/4"		
MATERIAL	14 GAUGE STEEL		
NOTE:	Leversets with thru-bolts		

K-BXRHO-1012



	WIDTH	HEIGHT	DEPTH
INCHES	12"	10"	1 3/4"
TYPE	CYLINDRICAL		
BACKSET	2 3/4"		
MATERIAL	14 GAUGE STEEL		
NOTE:	Leversets with thru-bolts		

K-BXRHO-8155



	WIDTH	HEIGHT	DEPTH
INCHES	8"	15 1/2"	1 3/4"
TYPE	CYLINDRICAL		
BACKSET	2 3/4"		
MATERIAL	14 GAUGE STEEL		
NOTE:	Leversets with thru-bolts		

K-BXRHO-925



	WIDTH	HEIGHT	DEPTH
INCHES	5 1/2"	9 1/4"	1 3/4"
TYPE	CYLINDRICAL		
BACKSET	2 3/4"		
MATERIAL	14 GAUGE STEEL		
NOTE:	Leversets with thru-bolts		

K-BXRHO-AL



	WIDTH	HEIGHT	DEPTH
INCHES	4 3/4"	4 1/8"	1 3/4"
TYPE	CYLINDRICAL		
BACKSET	2 3/4"		
MATERIAL	.125 ALUMINUM		
NOTE:	Leversets with thru-bolts		

K-BXRHO-SS



	WIDTH	HEIGHT	DEPTH
INCHES	4 3/4"	4 1/8"	1 3/4"
TYPE	CYLINDRICAL		
BACKSET	2 3/4"		
MATERIAL	16 GAUGE STAINLESS STEEL		
NOTE:	Leversets with thru-bolts		

K-BXSABL



	WIDTH	HEIGHT	DEPTH
INCHES	5 1/2"	13 1/2"	1 3/4"
TYPE	PRODUCT SPECIFIC		
BACKSET	2 3/4"		
MATERIAL	14 GAUGE STEEL		
NOTE:			

K-BXSAF



	WIDTH	HEIGHT	DEPTH
INCHES	4 5/8"	11"	1 3/4"
TYPE	MORTISE		
BACKSET	2 3/4"		
MATERIAL	14 GAUGE STEEL		
NOTE:			



VISIT OUR WEBSITE @ WWW.KEEDEX.COM
 Tel: 714-993-4300 • Fax: 714-993-4303

K-BXSAF-2500



	WIDTH	HEIGHT	DEPTH
INCHES	5"	11 7/8"	1 3/4"
TYPE	PRODUCT SPECIFIC		
BACKSET	2 3/4"		
MATERIAL	14 GAUGE STEEL		
NOTE:			

K-BXSAF-2500-AL



	WIDTH	HEIGHT	DEPTH
INCHES	5"	11 7/8"	1 3/4"
TYPE	PRODUCT SPECIFIC		
BACKSET	2 3/4"		
MATERIAL	.125 ALUMINUM		
NOTE:			

K-BXSAF-4



	WIDTH	HEIGHT	DEPTH
INCHES	5"	11 7/8"	1 3/4"
TYPE	PRODUCT SPECIFIC		
BACKSET	2 3/4"		
MATERIAL	14 GAUGE STEEL		
NOTE:			

K-BXSAF-MIC-AL



	WIDTH	HEIGHT	DEPTH
INCHES	4 1/2"	9 3/4"	1 3/4"
TYPE	PRODUCT SPECIFIC		
BACKSET	2 3/4"		
MATERIAL	.125 ALUMINUM		
NOTE:			

K-BXSAF-MICRO



	WIDTH	HEIGHT	DEPTH
INCHES	4 1/2"	9 3/4"	1 3/4"
TYPE	PRODUCT SPECIFIC		
BACKSET	2 3/4"		
MATERIAL	14 GAUGE STEEL		
NOTE:			

K-BXSAF-MT



	WIDTH	HEIGHT	DEPTH
INCHES	4 1/2"	9 3/4"	1 3/4"
TYPE	MORTISE		
BACKSET	2 3/4"		
MATERIAL	14 GAUGE STEEL		
NOTE:			

K-BXSAF-R22330



	WIDTH	HEIGHT	DEPTH
INCHES	5"	11 7/8"	1 3/4"
TYPE	PRODUCT SPECIFIC		
BACKSET	2 3/4"		
MATERIAL	14 GAUGE STEEL		
NOTE:			

K-BXSAF-R22430



	WIDTH	HEIGHT	DEPTH
INCHES	5"	11 7/8"	1 3/4"
TYPE	PRODUCT SPECIFIC		
BACKSET	2 3/4"		
MATERIAL	.125" ALUMINUM		
NOTE:			

K-BXSAF-R22340



	WIDTH	HEIGHT	DEPTH
INCHES	5"	11 7/8"	1 3/4"
TYPE	MORTISE		
BACKSET	2 3/4"		
MATERIAL	14 GAUGE STEEL		
NOTE:			

K-BXSAF-R22440




	WIDTH	HEIGHT	DEPTH
INCHES	5"	11 7/8"	1 3/4"
TYPE	MORTISE		
BACKSET	2 3/4"		
MATERIAL	.125" ALUMINUM		
NOTE:			

K-BXSAL-C



	WIDTH	HEIGHT	DEPTH
INCHES	8"	13 1/2"	1 3/4"
TYPE	PRODUCT SPECIFIC		
BACKSET	2 1/8"		
MATERIAL	14 GAUGE STEEL		
NOTE:	SALTO SYSTEMS		

K-BXSAL-CAL




	WIDTH	HEIGHT	DEPTH
INCHES	8"	13 1/2"	1 3/4"
TYPE	CYLINDRICAL		
BACKSET	2 1/8"		
MATERIAL	.125 ALUMINUM		
NOTE:			

K-BXSAL-M



	WIDTH	HEIGHT	DEPTH
INCHES	8"	13 1/2"	1 3/4"
TYPE	MORTISE		
BACKSET	2 3/4"		
MATERIAL	14 GAUGE STEEL		
NOTE:			

K-BXSAL-MAL



	WIDTH	HEIGHT	DEPTH
INCHES	8"	13 1/2"	1 3/4"
TYPE	MORTISE		
BACKSET	2 3/4"		
MATERIAL	.125 ALUMINUM		
NOTE:			

K-BXSAR45



	WIDTH	HEIGHT	DEPTH
INCHES	6 1/4"	14"	1 3/4"
TYPE	MORTISE		
BACKSET	2 3/4"		
MATERIAL	14 GAUGE STEEL		
NOTE:			

K-BXSGL



	WIDTH	HEIGHT	DEPTH
INCHES	4 1/2"	3 1/2"	1 1/2"
TYPE	CYLINDRICAL		
BACKSET	2 3/8"		
MATERIAL	14 GAUGE STEEL		
NOTE:	Standard Cylindrical Locks		

VISIT OUR WEBSITE @ WWW.KEEDEX.COM

Tel: 714-993-4300 • Fax: 714-993-4303



K-BXSGL-AL



	WIDTH	HEIGHT	DEPTH
INCHES	4 1/2"	3 1/2"	1 1/2"
TYPE	CYLINDRICAL		
BACKSET	2 3/8"		
MATERIAL	.125 ALUMINUM		
NOTE:	Standard Cylindrical Locks		

K-BXSGL500



	WIDTH	HEIGHT	DEPTH
INCHES	7"	3 1/2"	1 5/8"
TYPE	CYLINDRICAL		
BACKSET	5"		
MATERIAL	14 GAUGE STEEL		
NOTE:	Standard Cylindrical Locks		

K-BXSGL-S



	WIDTH	HEIGHT	DEPTH
INCHES	4 1/4"	3 1/2"	1 1/4"
TYPE	CYLINDRICAL		
BACKSET	2 3/8"		
MATERIAL	14 GAUGE STEEL		
NOTE:	Cylindrical Locks (Slim)		

K-BXSGL-ES



	WIDTH	HEIGHT	DEPTH
INCHES	4 1/2"	4 7/16"	1"
TYPE	CYLINDRICAL		
BACKSET	2 3/8"		
MATERIAL	14 GAUGE STEEL		
NOTE:	Cylindrical Locks (Extra Slim)		

K-BXSGL-NS



	WIDTH	HEIGHT	DEPTH
INCHES	4 3/4"	3 1/2"	1 5/8"
TYPE	CYLINDRICAL		
BACKSET	2 3/8"		
MATERIAL	14 GAUGE STEEL		
NOTE:	NO STOP		

K-BXSGL234



	WIDTH	HEIGHT	DEPTH
INCHES	4 3/4"	3 1/2"	1 5/8"
TYPE	CYLINDRICAL		
BACKSET	2 3/4"		
MATERIAL	14 GAUGE STEEL		
NOTE:	Standard Cylindrical Locks		

K-BXSGL234-AL



	WIDTH	HEIGHT	DEPTH
INCHES	4 3/4"	3 1/2"	1 5/8"
TYPE	CYLINDRICAL		
BACKSET	2 3/4"		
MATERIAL	.125 ALUMINUM		
NOTE:	Standard Cylindrical Locks		

K-BXSGL234-10SP



	WIDTH	HEIGHT	DEPTH
INCHES	5 1/2"	5 1/2"	2"
TYPE	CYLINDRICAL		
BACKSET	2 3/4"		
MATERIAL	10 GAUGE STEEL		
NOTE:	Standard Cylindrical Locks		

K-BXSGL234-112



	WIDTH	HEIGHT	DEPTH
INCHES	4 3/4"	3 1/2"	1 5/8"
TYPE	CYLINDRICAL 1 1/2"		
BACKSET	2 3/4"		
MATERIAL	14 GAUGE STEEL		
NOTE:	1 1/2" Cylindrical Lock		

K-BXSGL234-2D



	WIDTH	HEIGHT	DEPTH
INCHES	4 3/4"	4 1/8"	2"
TYPE	CYLINDRICAL		
BACKSET	2 3/4"		
MATERIAL	14 GAUGE STEEL		
NOTE:	Standard Cylindrical Locks		

K-BXSGL234-2D-AL



	WIDTH	HEIGHT	DEPTH
INCHES	4 3/4"	4 1/8"	2"
TYPE	CYLINDRICAL		
BACKSET	2 3/4"		
MATERIAL	.125 ALUMINUM		
NOTE:	Standard Cylindrical Locks		

K-BXSGL234-2W



	WIDTH	HEIGHT	DEPTH
INCHES	4 3/4"	4 1/8"	2"
TYPE	CYLINDRICAL		
BACKSET	2 3/4"		
MATERIAL	14 GAUGE STEEL		
NOTE:	Standard Cylindrical Locks		

K-BXSGL234-AL-2



	WIDTH	HEIGHT	DEPTH
INCHES	4 3/4"	4 1/8"	2"
TYPE	CYLINDRICAL		
BACKSET	2 3/4"		
MATERIAL	.125 ALUMINUM		
NOTE:	Standard Cylindrical Locks		

K-BXSGL234-925



	WIDTH	HEIGHT	DEPTH
INCHES	5 1/2"	9 1/4"	1 3/4"
TYPE	CYLINDRICAL		
BACKSET	2 3/4"		
MATERIAL	14 GAUGE STEEL		
NOTE:	Standard Cylindrical Locks		

K-BXSGL234-BEST



	WIDTH	HEIGHT	DEPTH
INCHES	4 3/4"	3 1/2"	1 5/8"
TYPE	CYLINDRICAL		
BACKSET	2 3/4"		
MATERIAL	14 GAUGE STEEL		
NOTE:	Standard Cylindrical Locks		

K-BXSGL234-FE



	WIDTH	HEIGHT	DEPTH
INCHES	5 1/2"	9 1/2"	1 3/4"
TYPE	CYLINDRICAL		
BACKSET	2 3/4"		
MATERIAL	14 GAUGE STEEL		
NOTE:	Standard Cylindrical Locks		



VISIT OUR WEBSITE @ WWW.KEEDEX.COM
 Tel: 714-993-4300 • Fax: 714-993-4303

K-BXSGL234-NH



	WIDTH	HEIGHT	DEPTH
INCHES	4 3/4"	3 1/2"	1 5/8"
TYPE	No Holes		
BACKSET	2 3/4"		
MATERIAL	14 GAUGE STEEL		
NOTE:	For latch w/ electric strikes		

K-BXSGL234-NS



	WIDTH	HEIGHT	DEPTH
INCHES	4 3/4"	3 1/2"	1 5/8"
TYPE	CYLINDRICAL		
BACKSET	2 3/4"		
MATERIAL	14 GAUGE STEEL		
NOTE:	Standard Cylindrical Locks		

K-BXSGL234-SS



	WIDTH	HEIGHT	DEPTH
INCHES	4 3/4"	3 1/2"	1 5/8"
TYPE	CYLINDRICAL		
BACKSET	2 3/4"		
MATERIAL	16 GAUGE STAINLESS STEEL		
NOTE:	Standard Cylindrical Locks		

K-BXSIM



	WIDTH	HEIGHT	DEPTH
INCHES	5 1/2"	10 1/4"	1 3/4"
TYPE	CYLINDRICAL		
BACKSET	2 3/4"		
MATERIAL	14 GAUGE STEEL		
NOTE:			

K-BXSIM-AL



	WIDTH	HEIGHT	DEPTH
INCHES	5 1/2"	9 1/4"	1 3/4"
TYPE	CYLINDRICAL		
BACKSET	2 3/4"		
MATERIAL	.125 ALUMINUM		
NOTE:			

K-BXSIM-SS



	WIDTH	HEIGHT	DEPTH
INCHES	5 1/2"	9 1/4"	1 3/4"
TYPE	CYLINDRICAL		
BACKSET	2 3/4"		
MATERIAL	16 GAUGE STAINLESS STEEL		
NOTE:			

K-BXSIM-200



	WIDTH	HEIGHT	DEPTH
INCHES	4"	5 1/2"	1 3/4"
TYPE			
BACKSET			
MATERIAL	14 GAUGE STEEL		
NOTE:			

K-BXSIM-200-AL



	WIDTH	HEIGHT	DEPTH
INCHES	4"	5 1/2"	1 3/4"
TYPE			
BACKSET			
MATERIAL	.125 ALUMINUM		
NOTE:			

K-BXSIM-4000



	WIDTH	HEIGHT	DEPTH
INCHES	8"	14"	1 3/4"
TYPE	CYLINDRICAL		
BACKSET	2 3/4"		
MATERIAL	14 GAUGE STEEL		
NOTE:			

K-BXSIM-4000-AL



	WIDTH	HEIGHT	DEPTH
INCHES	8"	14"	1 3/4"
TYPE	CYLINDRICAL		
BACKSET	2 3/4"		
MATERIAL	.125 ALUMINUM		
NOTE:			

K-BXSIM-6004



	WIDTH	HEIGHT	DEPTH
INCHES	5 1/2"	6 1/2"	1 3/4"
TYPE	CYLINDRICAL		
BACKSET	2 3/4"		
MATERIAL	14 GAUGE STEEL		
NOTE:			

K-BXSIM-6218



	WIDTH	HEIGHT	DEPTH
INCHES	4 3/4"	6 1/2"	1 3/4"
TYPE	CYLINDRICAL		
BACKSET	2 3/8"		
MATERIAL	14 GAUGE STEEL		
NOTE:			

K-BXSIM-7004



	WIDTH	HEIGHT	DEPTH
INCHES	4 3/4"	6 1/2"	1 3/4"
TYPE	CYLINDRICAL		
BACKSET	2 3/4"		
MATERIAL	14 GAUGE STEEL		
NOTE:			

K-BXSIM-7004-AL



	WIDTH	HEIGHT	DEPTH
INCHES	4 3/4"	6 1/2"	1 3/4"
TYPE	CYLINDRICAL		
BACKSET	2 3/4"		
MATERIAL	.125 ALUMINUM		
NOTE:			

K-BXSIM-EE



	WIDTH	HEIGHT	DEPTH
INCHES	5 1/2"	9 1/4"	1 3/4"
TYPE	CYLINDRICAL		
BACKSET	2 3/4"		
MATERIAL	14 GAUGE STEEL		
NOTE:			

K-BXSIM-EE-AL



	WIDTH	HEIGHT	DEPTH
INCHES	5 1/2"	9 1/4"	1 3/4"
TYPE	CYLINDRICAL		
BACKSET	2 3/4"		
MATERIAL	.125 ALUMINUM		
NOTE:			

VISIT OUR WEBSITE @ WWW.KEEDEX.COM

Tel: 714-993-4300 • Fax: 714-993-4303



K-BXSIM-EE-SS



	WIDTH	HEIGHT	DEPTH
INCHES	5 1/2"	9 1/4"	1 3/4"
TYPE	CYLINDRICAL		
BACKSET	2 3/4"		
MATERIAL	16 GAUGE STAINLESS STEEL		
NOTE:			

K-BXSIM-NH



	WIDTH	HEIGHT	DEPTH
INCHES	5 1/2"	9 1/4"	1 3/4"
TYPE	CYLINDRICAL		
BACKSET	2 3/4"		
MATERIAL	14 GAUGE STEEL		
NOTE:			

K-BXSTR



	WIDTH	HEIGHT	DEPTH
INCHES	7/16"	5 1/16"	3/8"
TYPE			
BACKSET			
MATERIAL	14 GAUGE STEEL		
NOTE:	ANSI STRIKE PREPARATION		

K-BXSTR-SS



	WIDTH	HEIGHT	DEPTH
INCHES	1 3/4"	5 1/8"	3/8"
TYPE			
BACKSET			
MATERIAL	16 GAUGE STAINLESS STEEL		
NOTE:	ANSI STRIKE PREPARATION		

K-BXTESA-CYL



	WIDTH	HEIGHT	DEPTH
INCHES	8"	14"	1 3/4"
TYPE	CYLINDRICAL		
BACKSET	2 3/4"		
MATERIAL	14 GAUGE STEEL		
NOTE:			

K-BXTESA-CYL-AL



	WIDTH	HEIGHT	DEPTH
INCHES	8"	14"	1 3/4"
TYPE	CYLINDRICAL		
BACKSET	2 3/4"		
MATERIAL	.125 ALUMINUM		
NOTE:			

K-BXTESA-MOR



	WIDTH	HEIGHT	DEPTH
INCHES	8"	14"	1 3/4"
TYPE	MORTISE		
BACKSET	2 3/4"		
MATERIAL	14 GAUGE STEEL		
NOTE:			

K-BXTESA-MOR-AL



	WIDTH	HEIGHT	DEPTH
INCHES	8"	14"	1 3/4"
TYPE	MORTISE		
BACKSET	2 3/4"		
MATERIAL	.125 ALUMINUM		
NOTE:			

K-BXULT



	WIDTH	HEIGHT	DEPTH
INCHES	4 3/4"	8 1/4"	1 3/4"
TYPE	CYLINDRICAL		
BACKSET	2 3/8"		
MATERIAL	14 GAUGE STEEL		
NOTE:			

K-BXVING



	WIDTH	HEIGHT	DEPTH
INCHES	8"	13"	1 3/4"
TYPE	MORTISE		
BACKSET	2 3/4"		
MATERIAL	14 GAUGE STEEL		
NOTE:			

K-BXVING-AL



	WIDTH	HEIGHT	DEPTH
INCHES	8"	13"	1 3/4"
TYPE	MORTISE		
BACKSET	2 3/4"		
MATERIAL	.125 ALUMINUM		
NOTE:			

K-BXWIN

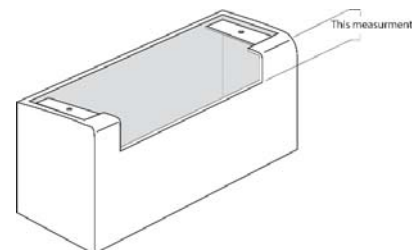


	WIDTH	HEIGHT	DEPTH
INCHES	5 1/8"	10 1/2"	1 3/4"
TYPE	CYLINDRICAL		
BACKSET	2 3/4"		
MATERIAL	14 GAUGE STEEL		
NOTE:			

Note on Electric Strikes

Part Number	Inches	Millimeters
K-BXES3A	0.656	16.5
K-BXES2	0.92	23.3
K-BXES5	1.73	43.9
K-BXES6	1.21	30.7
K-BXES9	1.5	38.1
K-BXES45	1	25
K-BXES51	1.05	26.7

Our ANSI sized strike boxes were made specifically for name brand manufacturers electric strikes, however there are many obscure manufacturers of electric strikes. The Keedex ANSI electric strike boxes noted here are all 2 3/8"W x 5 1/16"H x 1 3/4"D, the difference in each box is the cut out along the face side. This chart is designed to help you match our box with your non-brand name ANSI electric strikes.



VISIT OUR WEBSITE @ WWW.KEEDEX.COM
 Tel: 714-993-4300 • Fax: 714-993-4303