

JKW-IP

 **AIPHONE®**

IP Video Intercom



Bring your video intercom **online.**

Identify and communicate with visitors



Release



Door release from your computer
Confirm identity before allowing entry

Receive

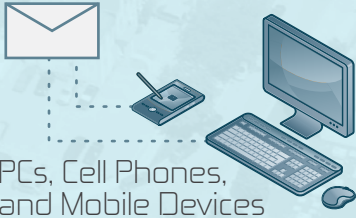


Receive email alerts automatically
See who is there on your cell phone or PC

online using Aiphone and the internet



E-Mail Alert



PCs, Cell Phones,
and Mobile Devices

FREE Software included!
Software functions like the JK Master station while adding more features and controls at no additional cost.



Respond



Alarm notification

An email will be sent if an alarm is triggered

Record



Turn your PC into an NVR

Record door station audio & video onto the PC

Keep all schools safely **locked** and **secure**.....



COMMUNICATE
between stations & PCs



IDENTIFY
visitors during school hours



PROTECT
entrances with a video door station



PanTilt & Zoom

Control the door station camera for greater visibility.

- View both adults and children
- Zoom out to see groups of people or zoom in for more detail
- Monitor for suspicious activity

..... Identify visitors from inside the school or anywhere in the district



ASSIST
from one school to another

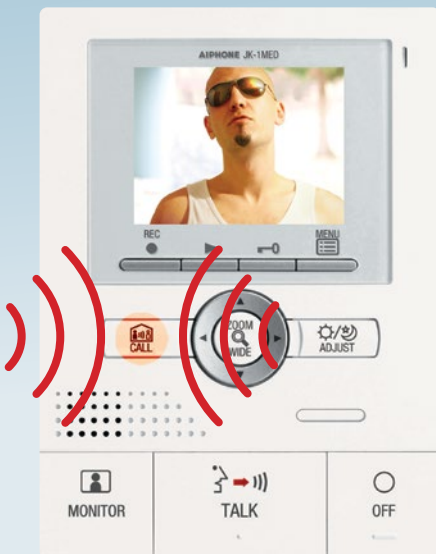
GUARD
students and faculty from a district office



Emergency Communication

If an emergency arises, it is easy to communicate between the inside station and PCs.

- Call PCs for assistance
- Make announcements to inside stations
- Request backup while away from desk



Maintain security during or after hours.....



DETERMINE

identity and communicate with entrances offsite



ESTABLISH

visitor intent onsite



SECURE
building entrances

CONTROL

secondary entrances easily



Triggers & Releases

In addition to door release, PCs can control a variety of other functions for each JK Series system.

- 4 inputs to notify the PC of events such as a fire, triggered security alarm, or motion detection
- All events automatically send an e-mail to designated individuals
- 1 output to control a secondary device



..... Keep doors locked, including auxiliary entrances, and identify who is there

CENTRALIZE
security to improve efficiency

MONITOR
areas for suspicious activity



Use multiple computers

1 to 20 JK Series systems can communicate with up to 10 PCs.

- Increase staff efficiency
- Assign offsite PCs to control after hours security detail
- Free JKW-IP software included



JKW-IP Sets

DOOR **1** → INSIDE **1** → PC **10**
 [Max. 20 sets]

FOR Installing **New** or **Additional**
 JK Systems:

FOR **Previously** installed
 JK Systems:

JKS-IPED Boxed Set



JK-DA Plastic, surface mount door station
 JK-1MED Master station with memory
 JKW-IP Network Adaptor
 Power supply & Software CD

JKS-IPEV Boxed Set



JK-DV Zinc, surface mount door station
 JK-1MED Master station with memory
 JKW-IP Network Adaptor
 Power supply & Software CD

JKS-IPEF Boxed Set



JK-DVF Stainless steel, flush mount door station
 JK-1MED Master station with memory
 JKW-IP Network Adaptor
 Power supply & Software CD

JKW-IP



JKW-IP Network Adaptor
 Software CD
 Adaptor can be used with either the JK-1MED

Specifications

Power source 18V DC - PS-1820UL (included with Boxed Sets), JKW-IP power supplied by JK Series Master
Consumption Max. 200mA
Software JKW-IP Software and updates included with JKW-IP Network Adaptor at no additional cost
Processor: 2GHz or faster, **RAM:** minimum 1GB, **Storage:** 10MB or more (additional memory required for movie recording), **Sound Card:** 8-bit full duplex - DirectSound compatible, **Display:** 1024 x 786 or higher, **Runtime:** Microsoft® .NET framework 2.0 or later, **Network:** Wired 100Base-TX recommended
Operating System: Windows® XP (SP3), Windows Vista® (SP1), Windows 7, Windows 8
Protocol TCP/IPv4, UDP/IPv4, SIP, etc
Network bandwidth 320k-8Mbps
Compatibility JK-1MED with memory JK Master Station
Languages English, French, Spanish, Japanese, German, Italian, Dutch

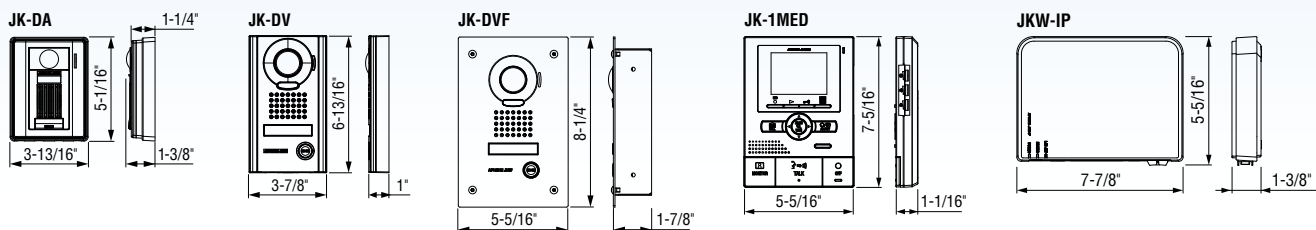
Optional Input device specifications

Input method N/O or N/C dry closure contact (start signal only detection method)
Detection confirmation time 100mS or more
Contact resistance Closed circuit: 700Ω or less
 Open circuit: 3KΩ or more

Optional Output device specifications

Output method Dry contact (N/O)
Relay Contact Rating AC 24V 0.5A (resistive load)
 DC 24V 0.5A (resistive load)

Unit Dimensions



JKW-IP Brochure
 08/2015
 Digital Copy



GS-35F-0065L

ISO-14001
 Certified



Aiphone Co. Ltd.

ISO 9001:2008
 Certified



Aiphone Corp.

Deming
 Prize



Aiphone Co. Ltd.