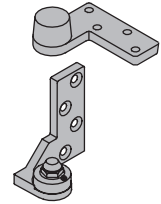


Top



Btm

7212 3/4" Offset pivot, 200lb with top header mount

- Maximum door load 200 pounds
- Recommended for use with 1-3/4" minimum door thickness, with 1/8" bevel in 2"
- Vertical adjustment range 3/16", with positive locking
- Handed LH or RH
- 7212 Set (7212 Top and 7212 Btm)
- 7212 Top (7212-7215-7222-7226-7227 Top), header mount
- 7212 Btm (7212 Btm), jamb mount

Certifications

- Meets ANSI/BHMA A156.4 C07131
- UL Listed, 20 minute fire doors

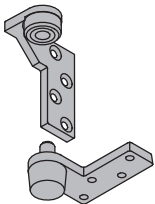
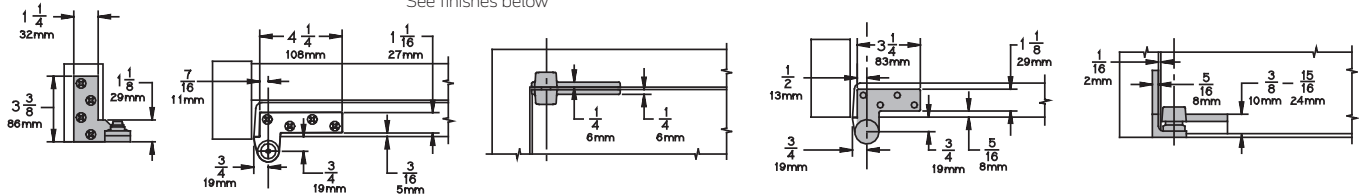
Material substrate

- Made from cast brass

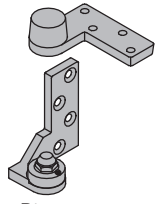
See finishes below

Available accessory items

- Use 7212 INT (7212-7212V-7222) Intermediate Pivot (handed) as needed. See General Information for specifics on how many intermediate pivots are recommended.



Top



Btm

7212V 3/4" Offset pivot, 200lb with top jamb mount

- Maximum door load 200 pounds
- Recommended for use with 1-3/4" minimum door thickness, with 1/8" bevel in 2"
- Vertical adjustment range 3/16", with positive locking
- Handed LH or RH
- 7212V Set (7212V Top and 7212 Btm)
- 7212V Top (7212V), jamb mount
- 7212 Btm (7212 Btm), jamb mount

Certifications

- Meets ANSI/BHMA A156.4 C07131
- UL Listed, 20 minute fire doors

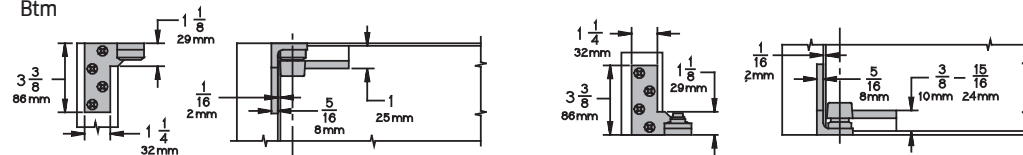
Material substrate

- Made from cast brass

See finishes below.

Available accessory items

- Use 7212 INT (7212-7212V-7222) Intermediate Pivot (handed) as needed. See General Information for specifics on how many intermediate pivots are recommended.



7212 and 7212V Finishes

BHMA	Description	Substrate	Finish
605	Bright brass	Brass	US3
606	Satin brass	Brass	US4
610	Satin bronze	Brass	US10
613	Oil rubbed bronze	Brass	US10B
619	Satin nickel	Brass	US15
622	Matte black	Brass	BLK
625	Bright chrome	Brass	625
626	Satin chrome	Brass	626
---	Aged bronze	Brass	643e/716
689	Aluminum painted	Brass	SP28
691	Bronze painted	Brass	SP10
695	Dark bronze painted	Brass	SP313
706	Brass painted	Brass	SP4

For other colors, consult factory.