



# 5300LN Series

ANSI/BHMA Grade 2 Certified Cylindrical Lever Locks



# Table of Contents



## Contents

Benefits & Features.....	3
How to Order.....	4
Finishes.....	5
Lever Trim.....	6
Functions.....	7-9
Electrified Options.....	10
Electrified Accessories.....	11
Cylinders.....	12-13
Latchbolts.....	14
Strikes.....	15
Sample Specification.....	16
Technical Specifications & Listings.....	17

## 5300LN Series Cylindrical Lever Locks

The 5300LN Series Cylindrical Lever Lock is a reliable Grade 2 cylindrical lockset that boasts innovative design and construction features. The Free Wheeling lever mechanism helps to resist against vandalism, while the adjustable door thickness feature makes for easy installation. Protected by a five year warranty you can rely on the 5300LN to withstand the rigors of everyday use.

With innovative features in an affordable lock, Yale Works for You<sup>SM</sup>.



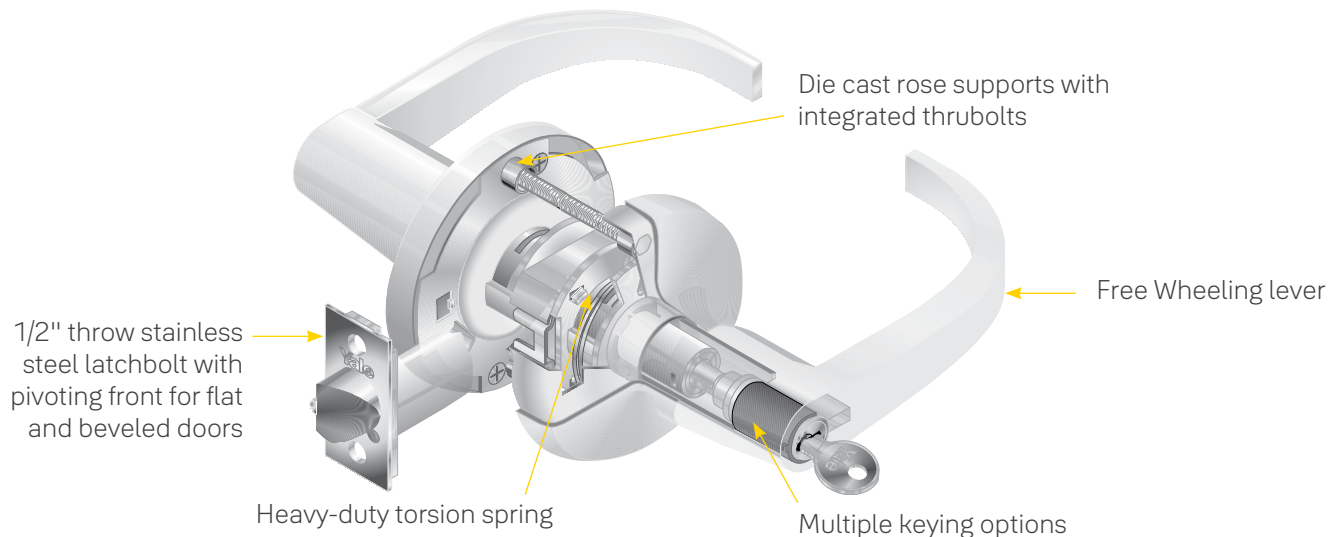
# Benefits & Features

## Benefits

- **Secure:** Designed to withstand everyday use and resist damage and vandalism
- **Versatile:** Variety of functions, trims, finishes and keying options for ultimate installation flexibility
- **Protected:** Five year mechanical warranty
- **Strong & Reliable:** ANSI/BHMA Grade 2 certified for long life and durability

## Features

- Free Wheeling lever mechanism prevents vandalism and reduces lock maintenance
- Adjustable door thickness mechanism
- Heavy duty torsion spring prevents lever sag
- Thrubolts solidly through the door, providing greater strength and stability
- Available with a wide range of cylinder options
- Available in 23 functions (including electrified), 10 standard finishes and 3 lever designs
- ADA compliant for ease of accessibility



## Specifications

<b>Backset</b>	2-3/4" standard, 2-3/8" optional
<b>Door Thickness</b>	Adjustable for doors 1-3/4" to 2"
<b>Handing</b>	Non-handed, field reversible
<b>Latchbolt</b>	2-3/4" backset, 1/2" throw. See page 14 for additional options.
<b>Strike</b>	ANSI strike 4-7/8" x 1-1/4" x 1-1/4" lip to center. See page 15 for additional options.
<b>ANSI/BHMA</b>	Certified Grade 2, ANSI/BHMA A156.2
<b>UL/cUL</b>	Listed for 3 hour fire doors
<b>Windstorm</b>	Certified, check local codes.
<b>Warranty</b>	5 years



# How To Order



Trim Design	Function	Latch	Strike	Cylinder	Door Thickness	Finish
AU = Augusta MO = Monroe PB = Pacific Beach	5301LN 5302LN 5303LN 5304LN 5305LN 5306LN 5307LN 5308LN 5309LN 5318LN 5321LN 5322LN 5325LN 5328LN 5329LN 5330LN 5339LN 355LN 355LN-D See pages 7-9 for more information.	380BN supplied standard for plain latchbolt functions 380AN supplied standard for deadlocking latchbolt functions See page 14 for additional options.	Model No. 497 ANSI Strike (1-1/4") standard. See page 15 for additional options.	1803-47L standard See page 12-13 for additional options.	Adjustable for doors 1-3/4" to 2". For other door thicknesses, please specify.	605 606 612 613E 619 625 626 693 BSP WSP See page 5 for finish descriptions.

## Ordering Example

Trim Design	Function	Latch	Strike	Cylinder	Door Thickness	Finish
AU	5307LN	380BN	371	1803-47L	1-3/4"	626

## Packing

Each box has a strike, paper template, combination wood and machine screws and easy-to-follow instructions. Cylinder functions supplied with two keys and furnished right hand unless otherwise specified. Ten shelf boxes to a case.

# Finishes



ANSI/BHMA Code Finish Description				
<b>605</b> Bright Brass, Clear Coated	<b>606</b> Satin Brass, Clear Coated	<b>612</b> Satin Bronze, Clear Coated	<b>613E</b> Dark Oxidized Satin Bronze - equivalent	<b>619*</b> Satin Nickel Plated, Clear Coated
				
<b>625</b> Bright Chrome Plated	<b>626*</b> Satin Chrome Plated	<b>693</b> Black Painted	<b>BSP</b> Black Suede Powder Coat	<b>WSP</b> White Suede Powder Coat
				

Note: Dark Oxidized Satin Bronze, Oil Rubbed (613) and Black Oxidized Bronze, Oil Rubbed (722) finishes are available by Special Product Application Request only. Contact customer service for more information.

\*Finish available with MicroShield® antimicrobial coating, additional finishes by special application. Consult factory for availability.

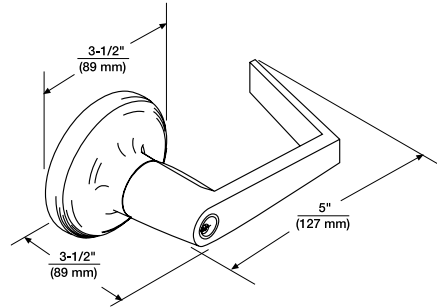
MicroShield coating may vary finish color from architectural standards. MicroShield is not intended as a substitute for traditional infection control programs such as hand hygiene or use of disinfectants. Coated products must still be cleaned to ensure the surfaces will be free of destructive microbes. Yale makes no representations or warranties, express or implied, as to the efficacy of MicroShield.

# Lever Trim



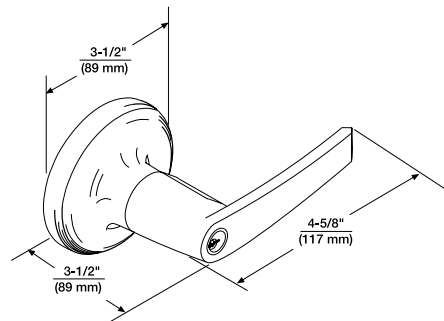
## Augusta AU

**Lever:** Cast Zinc  
**Rose:** Wrought Brass



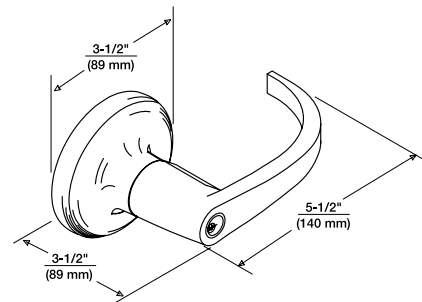
## Monroe MO

**Lever:** Cast Zinc  
**Rose:** Wrought Brass



## Pacific Beach PB

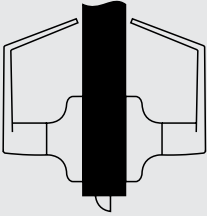
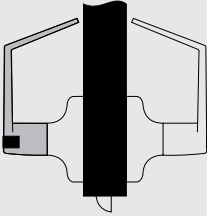
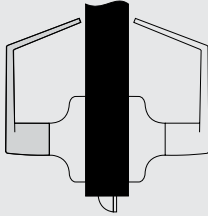
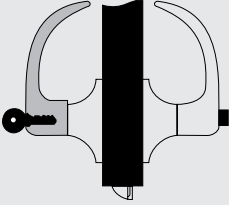
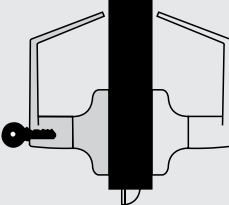
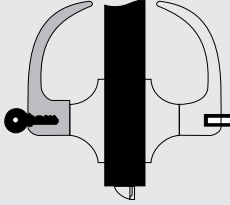
**Lever:** Cast Zinc  
**Rose:** Wrought Brass



Dimensions are in inches (millimeters).

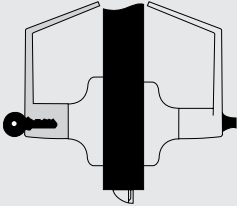
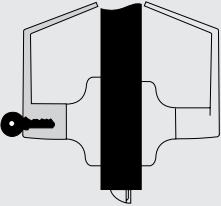
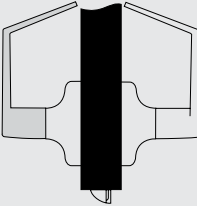
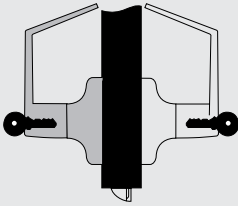
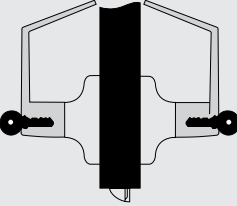
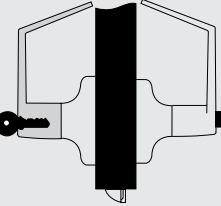
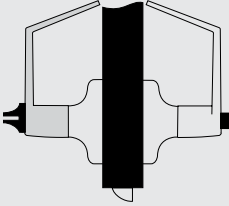
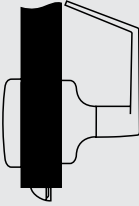
Available with large and small format interchangeable core. See page 12-13 for details.



5301LN (F75)	5302LN (F76A)	5303LN (F77A)
<p><b>Passage or Closet Latch</b></p> <ul style="list-style-type: none"> <li>• For doors that do not require locking.</li> <li>• Either knob operates latchbolt at all times.</li> </ul>  <p style="text-align: center;">Outside                      Inside</p>	<p><b>Privacy, Bedroom or Bath Lock</b></p> <ul style="list-style-type: none"> <li>• For lavatory or other privacy doors.</li> <li>• Either lever operates latchbolt unless outside lever is locked by pushbutton inside.*</li> <li>• Button automatically releases when inside lever is turned or door is closed.</li> <li>• Emergency release in outside lever. Emergency key supplied. (P/N 14-5302-1053-048)</li> <li>• Inside lever always active.</li> </ul>  <p style="text-align: center;">Outside                      Inside</p>	<p><b>Patio or Privacy Lock</b></p> <ul style="list-style-type: none"> <li>• For exit doors with limited entry.</li> <li>• Deadlocking latchbolt.</li> <li>• Either lever operates latchbolt unless outside lever is locked by pushbutton inside.*</li> <li>• Button automatically releases when inside lever is turned or door is closed.</li> <li>• Inside lever always active.</li> </ul>  <p style="text-align: center;">Outside                      Inside</p>
5304LN (F82A)	5305LN (F86)	5306LN (F92)
<p><b>Entry Lock</b></p> <ul style="list-style-type: none"> <li>• For entrance or office doors.</li> <li>• Deadlocking latchbolt.</li> <li>• Either lever operates latchbolt (except when outside lever is locked from inside).*</li> <li>• Pushing button in inside lever locks outside lever. (Automatically releases when inside lever is turned or key is rotated in locked outside lever.)</li> <li>• Latchbolt is operated by key in outside lever or by rotating inside lever.</li> <li>• Inside lever always active.</li> </ul>  <p style="text-align: center;">Outside                      Inside</p>	<p><b>Storeroom or Closet Lock</b></p> <ul style="list-style-type: none"> <li>• For use on storeroom, utility, exit doors.</li> <li>• Deadlocking latchbolt.</li> <li>• Latchbolt operated by lever inside, key in outside lever.</li> <li>• Outside lever always locked.*</li> </ul>  <p style="text-align: center;">Outside                      Inside</p>	<p><b>Service Station Lock</b></p> <ul style="list-style-type: none"> <li>• Deadlocking latchbolt.</li> <li>• Either lever operates latchbolt.</li> <li>• Pushbutton in inside lever locks outside lever. (Automatically releases when inside lever is turned, door is closed or key is rotated in outside lever, except when slotted pushbutton is rotated 90° clockwise to retain outside lever in locked position.)*</li> <li>• Latchbolt operated by key in outside lever, inside lever always active.</li> </ul>  <p style="text-align: center;">Outside                      Inside</p>

\*Lever handles are Free Wheeling in locked position. Shaded area denotes Free Wheeling lever.

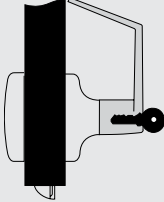
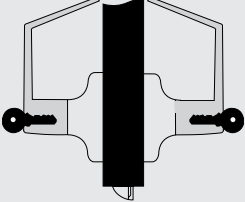
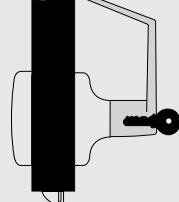
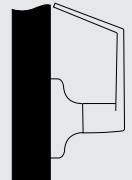
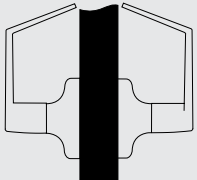


5307LN (F109)	5308LN (F84)	5309LN (F89)	5318LN (F110)
<p><b>Entry Lock</b></p> <ul style="list-style-type: none"> <li>• For entrance, general home or office doors.</li> <li>• Deadlocking latchbolt.</li> <li>• Either lever operates latchbolt (except when outside lever is locked from inside).*</li> <li>• Pushing turn button in inside lever locks outside lever. (Automatically releases when inside lever is turned or key is rotated in locked outside lever.)</li> <li>• Outside lever may be retained in locked position by pushing and rotating turn button 90° clockwise to a horizontal position; not released until turn button is manually returned to the vertical position.</li> <li>• Latchbolt is operated by key in outside lever or by rotating inside lever.</li> <li>• Inside lever always active.</li> </ul>  <p>Outside      Inside</p>	<p><b>Classroom Lock</b></p> <ul style="list-style-type: none"> <li>• For classroom or utility room doors.</li> <li>• Deadlocking latchbolt.</li> <li>• Either lever operates latchbolt (except when outside lever is locked by key).*</li> <li>• Inside lever always active.</li> <li>• Key releases outside lever.</li> </ul>  <p>Outside      Inside</p>	<p><b>Exit Latch</b></p> <ul style="list-style-type: none"> <li>• For exit doors with no-entry desired.</li> <li>• Deadlocking latchbolt.</li> <li>• Outside lever always locked.*</li> <li>• Inside lever always active.</li> </ul>  <p>Outside      Inside</p>	<p><b>Intruder Classroom Lock</b></p> <ul style="list-style-type: none"> <li>• For classroom doors.</li> <li>• Deadlocking latchbolt.</li> <li>• Either lever operates latchbolt (except when outside lever is locked by key from either side).</li> <li>• Outside lever remains locked upon egress</li> <li>• Inside lever always active.</li> </ul> <p><b>(NOTE: Not available with I.C. core cylinders.)</b></p>  <p>Outside      Inside</p>
5321LN (F80)	5322LN (F90)	5325LN	5328LN (F111)
<p><b>Communicating Lock</b></p> <ul style="list-style-type: none"> <li>• For communicating or store entrance doors.</li> <li>• Deadlocking latchbolt.</li> <li>• Either lever operates latchbolt (except when key in either lever locks or unlocks the lever independently of the other).*</li> <li>• Should be used only in offices or rooms with multiple entries.</li> </ul> <p><b>(NOTE: Not available with I.C. core cylinders.)</b></p>  <p>Outside      Inside</p>	<p><b>Corridor Lock</b></p> <ul style="list-style-type: none"> <li>• Deadlocking latchbolt.</li> <li>• Either lever operates latchbolt (except when outside lever is locked by inside push-button or key in outside lever). Inside lever always active.</li> <li>• When locked by button, the button automatically releases when inside lever is turned or door is closed.</li> <li>• When locked by key, the automatic release is made inoperative and must be manually unlocked by key.</li> </ul>  <p>Outside      Inside</p>	<p><b>Privacy Lock</b></p> <ul style="list-style-type: none"> <li>• For lavatory or other privacy doors.</li> <li>• Either lever operates latchbolt (except when outside lever is locked by inside pushbutton).*</li> <li>• Button automatically releases by turning inside lever or closing door.</li> <li>• Door can be unlocked, when necessary, by operating outside turnbutton.</li> <li>• No emergency key required.</li> <li>• Optional flush turnbutton available for outside. Specify option "FTB".</li> </ul>  <p>Outside      Inside</p>	<p><b>Communicating Passage Lock</b></p> <ul style="list-style-type: none"> <li>• For twin communicating or exit doors where one side operation is required.</li> <li>• Also when space is limited between door and switch panel.</li> <li>• Deadlocking latchbolt.</li> <li>• One lever operation.</li> <li>• Blank rose.</li> <li>• Should be used only where rooms have more than one entrance.</li> </ul>  <p>Outside      Inside</p>

\*Lever handles are Free Wheeling in locked position. Shaded area denotes Free Wheeling lever.





5329LN (F113)	5330LN (F87)	5339LN (F112)
<p><b>Communicating Classroom Lock</b></p> <ul style="list-style-type: none"> <li>• For twin communicating or closet doors where one side operation is required or space between doors is limited.</li> <li>• Deadlocking latchbolt.</li> <li>• Inside lever operates latchbolt except when lever is locked by key.*</li> <li>• Blank rose.</li> <li>• Should be used only where rooms have more than one entrance.</li> </ul> <p><b>(Note: Not available with I.C. core cylinders)</b></p>  <p>Outside    Inside</p>	<p><b>Utility, Asylum or Institutional Lock</b></p> <ul style="list-style-type: none"> <li>• Deadlocking latchbolt.</li> <li>• Latchbolt operated by key in lever from either side.</li> <li>• Both levers always locked.*</li> </ul> <p><b>(Note: Not available with IC core cylinders)</b></p>  <p>Outside    Inside</p>	<p><b>Communicating Storeroom Lock</b></p> <ul style="list-style-type: none"> <li>• For twin communicating or closet doors where one side operation is required or space between doors is limited.</li> <li>• Deadlocking latchbolt.</li> <li>• Latchbolt operated by key only in inside lever.</li> <li>• Inside lever always locked.*</li> <li>• Blank rose.</li> <li>• Should be used only where rooms have more than one entrance.</li> </ul> <p><b>(Note: Not available with I.C. core cylinders)</b></p>  <p>Outside    Inside</p>
<p><b>355LN</b></p> <p><b>Dummy Trim</b></p> <ul style="list-style-type: none"> <li>• For non-operational levers use for decorative trim.</li> </ul>  <p>Outside    Inside</p>	<p><b>355LN-D</b></p> <p><b>Double Dummy Trim</b></p> <ul style="list-style-type: none"> <li>• For non-operational lever used for decorative trim.</li> <li>• Through-bolted.</li> </ul>  <p>Outside    Inside</p>	

**\*Lever handles are Free Wheeling in locked position. Shaded area denotes Free Wheeling lever.**

# Electrified Options



## Operation

Electric locks provide the ability to electrically lock or unlock the outside trim from a remote location. Fail Safe locks are commonly used in stair towers to release upon fire alarm activation. Fail Secure locks are used on perimeter doors or security doors to allow ingress using access control technologies (proximity cards, keypads, etc.)



## Features


- Free Wheeling lever mechanism.
- Self-contained, continuous-duty integral solenoid (allows installation in standard cylindrical prep).
- Available Fail Safe or Fail Secure.
- Available in 12 or 24 volts DC.
- 8 position ElectroLynx plug connector
- External rectifier available upon request for AC operation.
- Mechanical cylinder override.
- All 5300LN cylinder options.
- Certified ANSI/BHMA Grade 2. 
- UL listed.
- 1-year limited warranty.

## Electrical Specifications

- Continuous duty solenoid  
150 mA @ 24VDC  
300 mA @ 12VDC

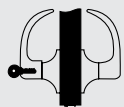
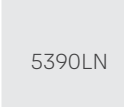
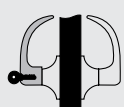
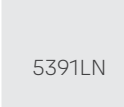
## Electrolynx®


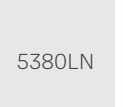
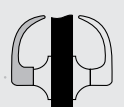

Yale® electrified 5300LN locks are equipped with ElectroLynx connectors. As a standard feature, these connectors link power from the incoming source to electrified locking products, including hinges, locks, exit devices, magnetic holders and strikes.



**Note: Electrified door hardware with ElectroLynx connectors requires a compatible number of lead wires attached to the door hinge.**

## Functions

Outside	Inside	Function	Function Description
		5390LN	<b>Fail Safe</b> <ul style="list-style-type: none"> <li>• Power on locks outside lever.</li> <li>• Inside lever always active.</li> <li>• Latchbolt retracted by key when locked electrically.</li> <li>• Free Wheeling lever when locked electrically.</li> </ul>
		5391LN	<b>Fail Secure</b> <ul style="list-style-type: none"> <li>• Power on unlocks outside lever.</li> <li>• Inside lever always active.</li> <li>• Latchbolt retracted by key when power is off.</li> <li>• Free Wheeling lever when power is off (locked).</li> </ul>

Outside	Inside	Function	Function Description
		5380LN	<b>Fail Safe</b> <ul style="list-style-type: none"> <li>• Power on locks outside lever.</li> <li>• Inside lever always active.</li> <li>• Latchbolt retracted either side except when outside lever is locked electrically.</li> <li>• Free Wheeling lever when locked electrically.</li> </ul>
		5381LN	<b>Fail Secure</b> <ul style="list-style-type: none"> <li>• Power on unlocks outside lever.</li> <li>• Inside lever always active.</li> <li>• Latchbolt retracted either side when power is off.</li> <li>• Free Wheeling lever when power is off (locked).</li> </ul>

# Electrified Accessories



## BPS Power Supplies By Securitron®

### Operation

Power supplies are designed to provide reliable filtered and regulated power for long life to a variety of electrified hardware components.

### Product Features

- Individual output circuit breakers
- Regulated and filtered fuse protected outputs
- LEDs monitor zone status (voltage or no voltage)
- Slide switches connect or disconnect load from power (Not available on 1 Amp supplies)
- Internal Back-Up battery charging circuit
- Rugged steel enclosure
- Fire alarm interface

### Listings

- UL CLASS 2

### Applications (use with):

- Fail Safe cylindrical locks
- Fail Secure cylindrical locks

### Ordering

Ex: BPS-24-4, BPS-12-3

Model	Input	Output	Application*
BPS-24-1	120 VAC	1 Amp @ 24 VDC	2-5300LN
BPS-24-2	120 VAC	2 Amp @ 24 VDC	5-5300LN
BPS-24-4	120 VAC	4 Amp @ 24 VDC	11-5300LN
BPS-12-1	120 VAC	1 Amp @ 12 VDC	1-5300LN
BPS-12-3	120 VAC	2 Amp @ 12 VDC	3-5300LN

Consult factory for additional power supply applications.

\*Numeric prefix denotes how many locks can be wired to each power supply.

Yale recommends McKinney®, Pemko and Securitron® for power transfer devices and other electronic accessories.

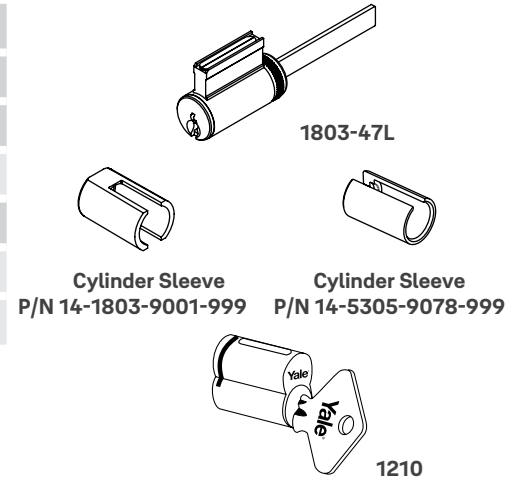
# Cylinders



## Cylinder Options

The Following Selection Guide Indicates The Correct Cylinder For Each Locking Segment.

Lockset Series: 5300LN		Types of Cylinder Mechanisms					
		Conventional		Protected Keyway		Security	
Cylinder Types	Fixed Core	6-pin	7-pin	6-pin	7-pin	6-pin	7-pin
	Key-In-Lever	1803-47L <sup>1</sup>	N/A	K402 <sup>2</sup>	N/A	5803-47L <sup>1</sup>	N/A
	Interchangeable Core						
	LFIC	1210	N/A	K800	N/A	5210	N/A
SFIC	A600	A600	K600	K600	N/A	N/A	




Refer to Yale® KeyMark® and/or Cylinders and Keys Catalog sections for all details and how-to-order examples.

1. Cylinders require cylinder sleeve P/N 14-1803-9001-999
2. Cylinder requires cylinder sleeve P/N 14-5305-9078-999

## Yale® KeyMark®

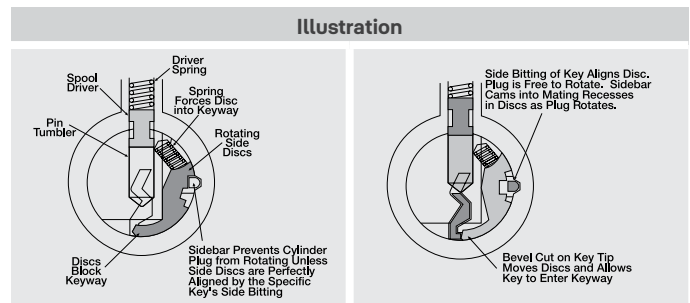
For those applications requiring protected key control, Yale® KeyMark® cylinders guard against unauthorized key duplication. The Yale KeyMark Security Leg® keyway feature increases resistance against picking and impressioning and can easily retrofit into existing systems. For further details and availability, refer to the separate Yale KeyMark catalog.



## Security Cylinders

Security cylinders contain two independent locking mechanisms. The first is a traditional 6-pin tumbler mechanism with spool drivers for greatly increased picking resistance.

The second is an innovative 5-tumbler rotating disc mechanism with sidebar engagement. The rotating discs are spring loaded and block the bottom of the keyway.



# Cylinders



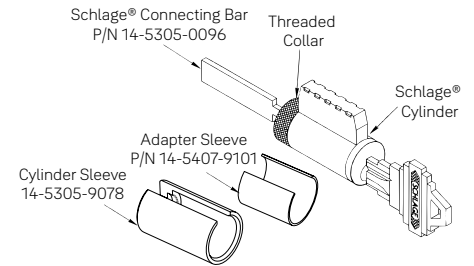
## 108S / 108L\* Schlage® Cylinder Adapter Kit

Kit used to modify Schlage® cylinder for fit in the 5300LN.

P/N 14-5305-0090-048 - 108S

P/N 14-5305-9078-999 - 108L\*

Kit includes tailpiece and sleeve. To order the 108S adapter kit, use an "S" prefix (i.e., S-AU5307LN).



\* 2", 2-1/4" door.

## Other Manufacturer Keyway Cylinders

Illustration	Description	Model Number	Number of Pins
	Best® Keyway Cylinder. Available keyed random, master keyed or uncombined. Specify keyway A, B, C, D, E, F, G, H, J, K, L or M.	A600	6 or 7
	Schlage® "C" Keyway. Available O-bitted or keyed random.	2803-47L	6
	Corbin Russwin "L4", Corbin "60", Russwin "D1", Sargent® "LA" or Schlage® "E" Keyway. Specify keyway. Available keyed random.	3803-47L	6

The 2803 and 3803 cylinders require a cylinder sleeve (P/N 14-1803-9001-999) to fit the 5300LN lockset.

## Levers Accepting SFIC And Other Manufacturers' Large Format Interchangeable Cores

Illustration	Description	Prefix	Number of Pins
	SFIC (Accepts all Small Format Interchangeable Cores)	B (i.e. B-AU, B-MO, B-PB)	6 or 7
	Medeco®, ASSA® (LFIC)	M (i.e. M-AU)**	6
	Schlage® (LFIC)	SI (i.e. SI-AU, SI-PB)	6

\*\*Medeco®, ASSA® option available only with AU lever. (Note: For Medeco 32 series cores.)

LFIC = Large Format Interchangeable Core

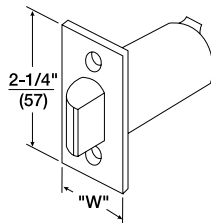
SFIC = Small Format Interchangeable Core

# Latchbolts



## Plain Latchbolts

Model No. 380BN supplied standard with all 5300LN series locksets without locking function. Model No. 380BN latchbolt has a 2-1/4" x 1-1/8" front with a 2-3/4" backset and a 1/2" bolt throw. Optional latchbolts with greater backset available to special order.

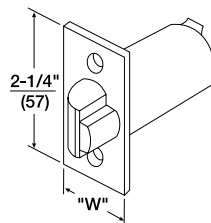


Model No.	Front	Backset	"W" Front Width	Throw	Latch Diameter*
378N	Universal	2-3/8" (60mm)	1" (25mm)	1/2" (13mm)	7/8" (22mm)
380DN	Universal	2-3/4" (70mm)	1" (25mm)	1/2" (13mm)	7/8" (22mm)
3380DN	Universal	3-3/4" (95mm)	1" (25mm)	1/2" (13mm)	7/8" (22mm)
380BN	Universal	2-3/4" (70mm)	1-1/8" (29mm)	1/2" (13mm)	7/8" (22mm)
3380BN	Universal	3-3/4" (95mm)	1-1/8" (29mm)	1/2" (13mm)	7/8" (22mm)

**\*1/8" sleeve (P/N 14-0378-9001) supplied with all latchbolts to accommodate 1" preps.**

## Deadlocking Latchbolts

Model No. 380AN supplied standard with all 5300LN series locksets with locking function. Model No. 380AN latchbolt has a 2-1/4" x 1-1/8" front with a 2-3/4" backset and a 1/2" bolt throw. Optional latchbolts with greater backset available to special order.

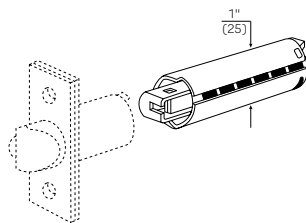


Model No.	Front	Backset	"W" Front Width	Throw	Latch Diameter*
380N	Universal	2-3/8" (60mm)	1" (25mm)	1/2" (13mm)	7/8" (22mm)
380CN	Universal	2-3/4" (70mm)	1" (25mm)	1/2" (13mm)	7/8" (22mm)
3380CN	Universal	3-3/4" (95mm)	1" (25mm)	1/2" (13mm)	7/8" (22mm)
380AN	Universal	2-3/4" (70mm)	1-1/8" (29mm)	1/2" (13mm)	7/8" (22mm)
3380AN	Universal	3-3/4" (95mm)	1-1/8" (29mm)	1/2" (13mm)	7/8" (22mm)

**\*1/8" sleeve (P/N 14-0378-9001) supplied with all latchbolts to accommodate 1" preps.**

## Backset Extension Links

All 5300LN Series locksets are regularly supplied with latchbolts with a 2-3/4" backset. Latchbolts with 2-3/8" and 3-3/4" backsets are available to special order. Backset extension links are also available for attachment to latchbolts with 2-3/8" backsets or to latchbolts with 2-3/4" and 3-3/4" backsets to obtain popular backset lengths.



Backset Desired	Latchbolt Backset	Order Extension Model Number
5"	2-3/8"	381N
5"	2-3/4"	381AN
6"	3-3/4"	381AN

## Attaching Screws

(Not regularly supplied when latchbolts ordered separately).

### For All Latchbolts

#8-8-32 x 3/4" Phillips flat head combination wood and machine screws. P/N 81-2012-0416

**All latches have universal fronts, so they fit flat and beveled door fronts. When ordering latchbolts, specify Model No. x Finish (e.g., 380N x 626).**



# Strikes

Yale® 5300LN locks are available with a variety of strike options. All strikes are located on the same vertical and horizontal center lines as the latchbolt. Some strikes are available in a variety of lip lengths to accommodate varying thickness of doors and frames. To determine the proper length of the lip, measure from the center line of the strike to the edge of the jamb, accounting for any interfering trim (i.e. wood molding) and then add 1/4" (6mm) for curved lip. All strikes are reversible. Strikes are fabricated of either brass, bronze or stainless steel, depending on the lockset trim finish. When ordering strikes separately, specify the finish required.

**Model No. 497 ANSI Strike (Standard)**  
For door and frames with ANSI/BHMA A156.115 preparations. 1-1/4" supplied standard. 1-1/8", 1-1/2", and 1-3/4" lip lengths available by special order.

**Model No. 371 T-Strike (Optional)**  
1-1/4" curved lip supplied standard. 1", 1-1/2", 1-3/4", and 2" curved lip lengths available by special order. Wrought strike box supplied.

**Model No. 497B Blank ANSI Strike (Optional)**  
Available to special order. Installed in frame with standard ANSI/BHMA A156.115 preparation to replace the strike when the lockset has been removed from the door.

**Model No. 70S Full Lip Strike (Optional)**  
With full lip anti-rattle tab. Wrought strike box supplied.

**Model No. 71S Full Lip Strike (Optional)**  
1/4" radius. Similar in dimensions and function to the 70S Strike but with radius corners for easy mortising by power tools. Anti-rattle tab. Wrought strike box supplied.

**Model No. 202 Strike Box for ANSI Strike (Optional)**  
Specify 497 x 202

## Attaching Screws

(Not regularly supplied when strikes ordered separately).

**For Model Nos. 371, 70S, and 71S**  
#8-8-32 x 3/4" (19mm) Phillips flat head combination wood and machine screws.  
**P/N 81-2012-0416**

**For Model Nos. 497 and 497B**  
#12-12-24 x 1" Phillips flat head combination wood and machine screws.  
**P/N 81-2012-0620**

**NOTE: When ordering strike or attaching screws individually, specify the finish required; i.e. 497 x 202 x 606; 81-2012-0620 x 606.**

# Sample Specification



All locksets shall be 5300LN Series Grade 2 Key-in-Lever Cylindrical Locksets as assembled by Yale Locks & Hardware.

Lockset chassis shall be constructed of heavy-gauge steel and cast components, plated to protect against rust and corrosion. Locksets shall be adjustable for 1-3/8" (35mm) and 1-3/4" (44mm) or 2" (51mm) and 2-1/4" (57mm) door thickness.

Locksets shall be non-handed, and shall install easily without the need for specialized installation tools.

Locksets shall have separate anti-rotation through-bolts in the 6 o'clock and 12 o'clock position outside the 2-1/8" face bore, and shall have no exposed mounting screws.

Locksets shall have solid one-piece, cast levers without plastic inserts, and shall be a minimum of 4-5/8" (117mm) in length. Levers shall operate independently and shall have inside and outside lever return springs. Outside levers on the keyed locksets shall be removable only when the designated key is in the cylinder. Vandal-resistant levers shall be offered as a standard feature in all locking functions and shall be Free Wheeling in the locked condition. Locksets that are rigid in the locked condition, or which require resetting (breakaway) are not acceptable.

The latchbolt shall be made of stainless steel.

All locksets shall carry a five-year mechanical warranty.

All locksets shall comply with the following certifications:

- UL 3-Hour Fire Rating
- ANSI/BHMA A156.2 Series 4000, Grade 2
- ANSI A117.1 Accessibility Code
- ANSI/BHMA A156.115 or A156.115-W Preparation



# Technical Specifications and Listings



## ADA

The 5300LN meets accessibility guidelines of the Americans with Disabilities Act and the requirements of the Uniform Federal Accessibility Standards and ANSI 117.1, all requiring ease of accessibility.



## ISO 9001

Designed and manufactured under a certified ISO 9001 quality system.

## ANSI/BHMA

Certified ANSI/BHMA A156.2, Series 4000 Grade 2.



## Knurled Designs

Where required by the local authority, 5300LN trim can be knurled to be identifiable to the touch for blind persons. All lever designs in all finishes may be ordered knurled. Only the outside lever will be knurled unless specified otherwise.

## Door Thickness

Adjustable rose support plates allow the 5300LN to easily adjust to doors from 1-3/4" to 2" thick. It can also be used on 1-3/8" thick doors by adding two spacer plates P/N 14-5401-6644. For 2-1/4" thick doors, please specify door thickness on order.

## Warranty

The 5300LN Series cylindrical lever lock carries a five-year warranty.

## Fire Listings

All functions are UL/cUL rated for use on fire doors having a rating up to and including 3 hours.

Note: Any retrofit or other field modification to a fire rated opening can potentially impact the fire rating of the opening, and Yale Locks & Hardware makes no representations or warranties concerning what such impact may be in any specific situation. When retrofitting any portion of an existing fire rated opening, or specifying and installing a new fire-rated opening, please consult with a code specialist or local code official (Authority Having Jurisdiction) to ensure compliance with all applicable codes and ratings.

## Windstorm

Certified (refer to local codes).

## Installation

5300LN Series cylindrical locks conform to ANSI/BHMA Specifications A156.115 which cover hardware preparations for steel doors and steel frames and A156.115-W which cover hardware preparations for wood doors with wood or steel frames.



**Trusted every day**

**Phone**

1-855-557-5078

**Customer Service Email**

customerservice.yale@assaabloy.com

**Technical Product Support Email**

techsupport.yale@assaabloy.com

**Order Entry Email**

orders.yaleus@assaabloy.com

**Fax**

1-800-338-0965

**Website**

www.yalecommercial.com

## Contact Us

**U.S.A.**

**Yale Locks & Hardware**

Address: 225 Episcopal Road

Berlin, CT 06037-4004

Tel: 1-800-438-1951

Fax: 1-800-338-0965

yalecommercial.com

**Canada:**

**ASSA ABLOY Door Security Solutions Canada**

Address: 160 Four Valley Drive

Vaughan, Ontario L4K 4T9

Tel: 1-800-461-3007

Fax: 1-800-461-8989

assaabloydss.ca

**International:**

**ASSA ABLOY Americas International**

Tel: 1-905-821-7775

Fax: 1-905-821-1429

assaabloyai.com

**MicroShield®**

ASSA ABLOY Group companies offer MicroShield®, an anti-microbial coating for door hardware. MicroShield uses proven silver ion-based technology from Agion®, a leading provider of antimicrobial solutions, to stem the spread of bacteria and other microbes.

MicroShield® is a registered trademark of ASSA ABLOY Access and Egress Hardware Group, Inc.



The Agion antimicrobial is not intended as a substitute for good hygiene. Coated products must still be cleaned to ensure the surfaces will be free of destructive microbes. ASSA ABLOY makes no representations or warranties, express or implied, as to the efficacy of the Agion antimicrobial. A copy of the Agion warranty is available upon request. Agion is a registered trademark of Agion Technologies, Inc., Wakefield, MA, USA.

**THE YALE BRAND**, with its unparalleled global reach and range of products, reassures more people in more countries than any other consumer locking solution.

**THE ASSA ABLOY GROUP** is the world's leading manufacturer and supplier of locking solutions, dedicated to satisfying end-user needs for security, safety and convenience.

Yale Commercial is a business associated with ASSA ABLOY Access and Egress Hardware Group, Inc., an ASSA ABLOY Group company. Copyright © 1999-2022, ASSA ABLOY Access and Egress Hardware Group, Inc. All rights reserved. Reproduction in whole or in part without the express written permission of ASSA ABLOY Access and Egress Hardware Group, Inc. is prohibited. Patent pending and/or patent [www.assaabloydss.com/patents](http://www.assaabloydss.com/patents).