

# 98/99 Rim exit device



The 299 Strike ships standard, optional strikes available

**98 and 99 Rim exit devices** for all types of single and double doors with mullion, UL listed for panic exit hardware. Devices are ANSI A156.3 – 2014 Grade 1. The 98 device has a smooth mechanism case and the 99 device has a grooved case. The rim device is non-handed except when the following device options are used: SD (special dogging), -2 (double cylinder) or SS (signal switch). See Opposite page for available outside trim and device functions. Covers stock hollow metal doors with 86 or 161 cutouts on single doors (may cover cutouts on pairs – consult template).

Hex key dogging comes standard on 98/99 Rim exit devices



**Finishes** – US3, US3A, US4, US4A, US10, US26, US26D, US26D-AM Antimicrobial, US28, 313, 315 & 643E. US15 and US32D available with 98 Series only.

## Specifications

Device functions	Device ships EO/DT/NL. Field selectable. For TP, K or L remove NL drive screw from device.	
Device lengths	3'	2'4" to 3' (711mm to 914 mm) Door size
	4'	2'10" to 4' (864 mm to 1219 mm) Door size
Device centerline from finished floor	39 <sup>13</sup> / <sub>16</sub> " (1011 mm) 39 <sup>11</sup> / <sub>16</sub> " (1008 mm) with mullion	
Center case dimensions	8" x 2 <sup>3</sup> / <sub>4</sub> " x 2 <sup>3</sup> / <sub>8</sub> " (203mm x 70mm x 60mm)	
Mechanism case dimensions	2 <sup>1</sup> / <sub>4</sub> " x 2 <sup>1</sup> / <sub>4</sub> " (57mm x 57mm)	
Projection	Pushbar neutral – 3 <sup>13</sup> / <sub>16</sub> " (97 mm) Pushbar depressed – 3 <sup>1</sup> / <sub>16</sub> " (78 mm)	
Latch bolt	Deadlocking, <sup>3</sup> / <sub>4</sub> " (19mm) throw	
Fasteners & sex bolts (SNB)	Includes screw pack for 1 <sup>3</sup> / <sub>4</sub> " (44mm) and 2 <sup>1</sup> / <sub>4</sub> " (57mm) thick metal or wood doors. Optional 425 SNB available, see page 9 for quantities.	
Electric options	<b>LX</b>	Latchbolt monitor switch
	<b>RX</b>	Pushpad monitor switch
	<b>RX2</b>	Double pushpad monitor switch
	<b>E</b>	Electric locking & unlocking trim
	<b>EL</b>	Electric latch retraction
	<b>QEL</b>	Quiet electric latch retraction
	<b>SS</b>	Signal switch
	<b>CX</b>	Chexit delayed exit
	<b>ALK</b>	Alarm exit kit
	<b>WP-RX</b>	Waterproof request to exit
	<b>CON</b>	Allegion Connect
Mechanical options	<b>-2</b>	Double cylinder
	<b>AX</b>	Accessible device
	<b>GBK</b>	Glass bead kit
	<b>PN</b>	Pneumatic latch retraction
	<b>XP</b>	Extra protection
	<b>SNB</b>	Sex bolts
	<b>SEC</b>	Security screws
Dogging feature	Hex key dogging standard	
Dogging options	<b>CD</b>	Cylinder dogging
	<b>SD</b>	Special center case dogging
	<b>LD</b>	Less dogging
	<b>DI</b>	Dogging indicator
	<b>CI</b>	Cylinder dogging indicator
Strikes	<b>299</b> – Dull black	

**XP**  
**Extra protection**

- 90° latch-to-strike contact
- Force resistance of 2,000+ lbs.

**CD**  
**Cylinder dogging**

- Replaces hex key dogging
- Requires 1 1/4" mortise cylinder with inverted cam

**QEL**  
**Quiet electric latch retraction**

- Bolt retraction via switch
- Converts exit door to push-pull operation

**RX**  
**Pushpad monitor switch**

- Signals use of an opening
- SPDT switch to monitor pushpad

**CX**  
**Chexit delayed exit**

- Meets NFPA 101 requirements
- Self-contained controls, locking, alarm

**AX**  
**Accessible device**

- UL certified to meet new 5 lb. maximum operating force requirement
- Exceeds ANSI/BHMA requirements

**EL**  
**Electric latch retraction**

- Enables remote unlatching
- Alternative to manual dogging

**ALK**  
**Alarm exit kit**





- Unauthorized opening triggers 85-decibel horn
- Set in armed or disarmed mode by key





**PN**  
**Pneumatic latch retraction**

- For areas where electrical devices banned
- Special linkage for mechanical or pneumatic dogging

**CON**  
**Allegion Connectors**

- Common connectors to connect various door hardware all the way to the power supply

Standard trim				
	EO	DT	NL	NL-OP
				
Product description	98EO 99EO	98DT 99DT	98NL 99NL	98NL-OP 99NL-OP
Trim description	—	990DT	990NL-R/V	110NL-MD 110NL-WD
Escutcheon plate size	—	3" x 14 <sup>13/16</sup> " x 3 <sup>3/32</sup> " (76x360x2mm)	3" x 14 <sup>13/16</sup> " x 3 <sup>3/32</sup> " (76x360x2mm)	—
Pull center to center	—	5 <sup>1/2</sup> " (140mm)	5 <sup>1/2</sup> " (140mm)	—
Projection	—	2" (51mm)	2" (51mm)	—
ANSI function	01	02	03	03
Cylinder type	—	—	Rim	Rim
Handing	—	—	—	—
Optional trim	x990EO x996EO	x996K-DT x996L-DT x696DT x697DT	x996K-NL x996L-NL x696NL x697NL	
Optional #425 SNB quantity for device	6	2	2	6

	L	L-NL	L-BE	L-DT
				
Product description	98L 99L	98L-NL 99L-NL	98L-BE 99L-BE	98L-DT 99L-DT
Trim description	996L-R/V*	996L-NL-R/V	996L-BE-R/V*	996L-DT
Escutcheon plate size	2 <sup>3/4</sup> " x 10 <sup>3/4</sup> " x 2 <sup>7/32</sup> " (70x273x21mm)	2 <sup>3/4</sup> " x 10 <sup>3/4</sup> " x 2 <sup>7/32</sup> " (70x273x21mm)	2 <sup>3/4</sup> " x 10 <sup>3/4</sup> " x 2 <sup>7/32</sup> " (70x273x21mm)	2 <sup>3/4</sup> " x 10 <sup>3/4</sup> " x 2 <sup>7/32</sup> " (70x273x21mm)
Pull center to center	—	—	—	—
Projection	2 <sup>7/8</sup> " (73mm)	2 <sup>7/8</sup> " (73mm)	2 <sup>7/8</sup> " (73mm)	2 <sup>7/8</sup> " (73mm)
ANSI function	08	03	14	02
Cylinder type	Rim	Rim	—	—
Handing	Handed/Reversible	Handed/Reversible	Handed/Reversible	Handed/Reversible
Optional #425 SNB quantity for device	2	2	2	2

\* Electrified lever operation available


## Notes

# 98-F/99-F Rim exit device



**98-F and 99-F Rim fire exit devices** for all types of single doors up to 4' x 10' (1219mm x 3048mm) or 8' x 10' (2438mm x 3048mm) double doors with 9954 or 9854 mullion, UL listed for fire exit hardware. See page 76 for detailed information on UL listed fire exit hardware label and door opening size information. Devices are ANSI A156.3 – 2014 Grade 1. The 98-F device has a smooth mechanism case and the 99-F device has a grooved case. The rim device is non-handed except when the following device options are used: -2 (double cylinder) or SS (signal switch). See opposite page for available outside trim and device functions.

**Finishes** – US3, US3A, US4, US4A, US10, US26, US26D, US26D-AM Antimicrobial, US28, 313, 315 & 643E. US15 and US32D available with 98 Series only.



## Specifications

<b>Device functions</b>	Device ships EO/DT/NL. Field selectable. For TP, K or L remove NL drive screw from device.	
<b>Device lengths</b>	3'	2'4" to 3' (711mm to 914 mm) Door size
	4'	2'10" to 4' (864 mm to 1219 mm) Door size
<b>Device centerline from finished floor</b>	39 <sup>13</sup> / <sub>16</sub> " (1011 mm) 39 <sup>11</sup> / <sub>16</sub> " (1008 mm) with mullion	
<b>Center case dimensions</b>	8" x 2 <sup>3</sup> / <sub>4</sub> " x 2 <sup>3</sup> / <sub>8</sub> " (203mm x 70mm x 60mm)	
<b>Mechanism case dimensions</b>	2 <sup>1</sup> / <sub>4</sub> " x 2 <sup>1</sup> / <sub>4</sub> " (57mm x 57mm)	
<b>Projection</b>	Pushbar neutral – 3 <sup>13</sup> / <sub>16</sub> " (97 mm) Pushbar depressed – 3 <sup>1</sup> / <sub>16</sub> " (78 mm)	
<b>Latch bolt</b>	Deadlocking, <sup>3</sup> / <sub>4</sub> " (19mm) throw	
<b>Fasteners &amp; sex bolts (SNB)</b>	Includes screw pack for 1 <sup>3</sup> / <sub>4</sub> " (44mm) and 2 <sup>1</sup> / <sub>4</sub> " (57mm) thick metal or wood doors. Optional 425 SNB available for metal doors. 425 & 825 SNB required on wood doors without SLM blocking. See page 11 for quantities.	
<b>Electric options</b>	<b>LX</b>	Latchbolt monitor switch
	<b>RX</b>	Pushpad monitor switch
	<b>RX2</b>	Double pushpad monitor switch
	<b>E</b>	Electric locking & unlocking trim
	<b>EL</b>	Electric latch retraction
	<b>QEL</b>	Quiet electric latch retraction
	<b>SS</b>	Signal switch
	<b>CX</b>	Chexit delayed exit
	<b>ALK</b>	Alarm exit kit
	<b>WP-RX</b>	Waterproof request to exit
	<b>CON</b>	Allegion Connect
<b>Mechanical options</b>	<b>-2</b>	Double cylinder
	<b>AX</b>	Accessible device
	<b>GBK</b>	Glass bead kit
	<b>PN</b>	Pneumatic latch retraction
	<b>XP</b>	Extra protection
	<b>SNB</b>	Sex bolts
	<b>SEC</b>	Security screws
	<b>SLM</b>	Special Laminate Material Blocking
<b>Dogging option</b>	No mechanical dogging. EL and QEL option available	
<b>Strikes</b>	<b>299F</b> – Dull black, <b>499F</b> with mullions	

**XP**  
**Extra protection**

- 90° latch-to-strike contact
- Force resistance of 2,000+ lbs.

**RX**  
**Pushpad monitor switch**

- Signals use of an opening
- SPDT switch to monitor pushpad

**EL**  
**Electric latch retraction**

- Enables remote unlatching
- Alternative to manual dogging

**ALK**  
**Alarm exit kit**

- Unauthorized opening triggers 85-decibel horn
- Set in armed or disarmed mode by key

**QEL**  
**Quiet electric latch retraction**

- Bolt retraction via switch
- Converts exit door to push-pull operation

**CX**  
**Chexit delayed exit**

- Meets NFPA 101 requirements
- Self-contained controls, locking, alarm

**AX**  
**Accessible device**

- UL certified to meet new 5 lb. maximum operating force requirement
- Exceeds ANSI/BHMA requirements

**SG**  
**Safety glow**




- Shows exit door location in darkness or smoke
- Developed to meet MEA standards





**PN**  
**Pneumatic latch retraction**

- For areas where electrical devices banned
- Special linkage for mechanical or pneumatic dogging

**CON**  
**Allegion Connectors**

- Common connectors to connect various door hardware all the way to the power supply

Standard trim				
	EO	DT 	NL 	NL-OP 
	<b>No outside trim</b> Exit only	<b>Dummy trim</b> Pull when dogged (not recommended for fire device)	<b>Night latch</b> Key retracts latchbolt	<b>Night latch</b> Key retracts latchbolt optional pull required
Product description	98EO-F 99EO-F	98DT-F 99DT-F	98NL-F 99NL-F	98NL-OP-F 99NL-OP-F
Trim description	—	990DT	990NL-R/V	110NL-MD 110NL-WD
Escutcheon plate size	—	3" x 14 <sup>13</sup> / <sub>16</sub> " x 3 <sup>3</sup> / <sub>32</sub> " (76x360x2mm)	3" x 14 <sup>13</sup> / <sub>16</sub> " x 3 <sup>3</sup> / <sub>32</sub> " (76x360x2mm)	—
Pull center to center	—	5 <sup>1</sup> / <sub>2</sub> " (140mm)	5 <sup>1</sup> / <sub>2</sub> " (140mm)	—
Projection	—	2" (51mm)	2" (51mm)	—
ANSI function	01	02	03	03
Cylinder type	—	—	Rim	Rim
Handing	—	—	—	—
Optional trim	x990EO x996EO	x996K-DT x996L-DT x696DT x697DT	x996K-NL x996L-NL x696NL x697NL	
#425 SNB optional - HMD req. WD w/o SLM pkg.	6	2	2	2
#825 SNB req. WD w/o SLM pkg.	2 (if using trim)	2	2	2
#425 SNB req. w/ 499F	2	2	2	2

	L 	L-NL 	L-BE 	L-DT 
	<b>Lever</b> Key locks & unlocks	<b>Lever – night latch</b> Key retracts latchbolt	<b>Lever – blank escutcheon</b> Always operable (no cylinder)	<b>Lever dummy trim</b> pull when dogged (not recommended for fire device)
Product description	98L-F 99L-F	98L-NL-F 99L-NL-F	98L-BE-F 99L-BE-F	98L-DT-F 99L-DT-F
Trim description	996L-R/V*	996L-NL-R/V	996L-BE-R/V*	996L-DT
Escutcheon plate size	2 <sup>3</sup> / <sub>4</sub> " x 10 <sup>3</sup> / <sub>4</sub> " x 2 <sup>7</sup> / <sub>32</sub> " (70x273x21mm)	2 <sup>3</sup> / <sub>4</sub> " x 10 <sup>3</sup> / <sub>4</sub> " x 2 <sup>7</sup> / <sub>32</sub> " (70x273x21mm)	2 <sup>3</sup> / <sub>4</sub> " x 10 <sup>3</sup> / <sub>4</sub> " x 2 <sup>7</sup> / <sub>32</sub> " (70x273x21mm)	2 <sup>3</sup> / <sub>4</sub> " x 10 <sup>3</sup> / <sub>4</sub> " x 2 <sup>7</sup> / <sub>32</sub> " (70x273x21mm)
Pull center to center	—	—	—	—
Projection	2 <sup>7</sup> / <sub>8</sub> " (73mm)	2 <sup>7</sup> / <sub>8</sub> " (73mm)	2 <sup>7</sup> / <sub>8</sub> " (73mm)	2 <sup>7</sup> / <sub>8</sub> " (73mm)
ANSI function	08	03	14	02
Cylinder type	Rim	Rim	—	—
Handing	Handed/Reversible	Handed/Reversible	Handed/Reversible	Handed/Reversible
#425 SNB optional - HMD req. WD w/o SLM pkg.	2	2	2	2
#825 SNB req. WD w/o SLM pkg.	2 (if using trim)	2	2	2
#425 SNB req. w/ 499F	2	2	2	2

\* Electrified lever operation available