


88-F Rim fire exit device



The 268 Strike
ships standard, optional strikes available

88-F fire exit rim devices for all types of 4' X 8' (1219 mm X 2438 mm) single and 8' X 8' (2438 mm x 2438 mm) double doors with 9954 mullion, UL listed, 3 hours. This device is handed.

Finishes – US26, US26D, US3, US4, US10B, US10, SPBLK

Specifications

Device functions	Device ships EO, NL, TP, L, K
Handing	Handed
Crossbar length	30" for 3' door, 42" for 4' door
Device centerline	39 ³ / ₁₆ "
Crossbar centerline to finished floor	36 ⁹ / ₁₆ " (935 mm) at center
Lock stile case	8 ¹ / ₄ " X 2 ³ / ₄ " X 1 ⁵ / ₁₆ " (210 mm x 70 mm x 24 mm)
Hinge stile case	6" X 1 ³ / ₄ " X 1 ⁵ / ₁₆ " (152 mm x 44 mm x 24 mm)
Crossbar tubing	1" (25 mm) outside diameter
Projection	Neutral – 4 ³ / ₄ " (121 mm) Depressed – 4" (102 mm)
Latch bolt	Deadlocking – 3/4" (19 mm), throw
Fasteners	All necessary mounting fasteners are included.
Electrical options	RX Crossbar monitor switch in end case E Electric unlocking (BE trim only)
Mechanical options	RCB Reinforced crossbar KN Knurled crossbar
Strikes	299 - Dull black





RX

Crossbar monitor switch




- Signals use of an opening
- SPDT switch to monitor crossbar



Standard trims

	EO	NL	TP	K	L
					
	Exit only	Night latch Key retracts latchbolt	Key locks thumbpiece	Key locks knob	Key locks lever #06 Standard
Product description	88EO-F	88NL-F	88TP-F ¹	88K-F ^{1,5}	88L-F ^{1,2,3,4}
Trim description	—	880NL-R	880TP-R	880K-R	373L
Escutcheon plate size	—	3" x 14 ³ / ₁₆ " x 3 ³ / ₃₂ "	3" x 14 ³ / ₁₆ " x 3 ³ / ₃₂ "	3" x 14 ³ / ₁₆ " x 3 ³ / ₃₂ "	1 ¹ / ₁₆ " x 7 ¹ / ₂ " x 7 ⁷ / ₈ "
Grip mounting center	—	5 ¹ / ₂ "	5 ¹ / ₂ "	—	—
Projection	—	2"	2"	2 ³ / ₄ "	2 ⁵ / ₈ "
ANSI function	01	03	05	08	08/09
Cylinder type	—	Rim	Rim	Rim	1 ¹ / ₄ " Mortise
Sex bolt quantity #425 (optional) ⁶	8	4	4	4	4

Optional trims

	NL	TP	L
			
	Night latch Key retracts latchbolt	Key locks thumbpiece	Key locks knob
Product description	88NL-F x 608NL	88TP-F x 608TP	88K-F x 606K ^{1,3}
Trim description	608NL-R	608TP-R	606K-R
Escutcheon plate size	1 ⁵ / ₈ " x 13 ¹ / ₂ " x 3 ³ / ₁₆ "	1 ⁵ / ₈ " x 13 ¹ / ₂ " x 3 ³ / ₁₆ "	1 ⁵ / ₈ " x 13 ¹ / ₂ " x 3 ³ / ₁₆ "
Grip mounting center	5 ¹ / ₂ "	5 ¹ / ₂ "	—
Projection	2 ¹ / ₆ "	2 ¹ / ₆ "	2 ³ / ₄ "
ANSI function	03	05	08
Cylinder type	Rim	Rim	Rim
Sex bolt quantity #425 (optional) ⁶	NR	NR	NR

¹ If no cylinder operation is required, specify "BE" blank escutcheon, trim always operable; example 88TP-F-BE.

² When using on composite or wood doors, an 889 cover plate is required, See page 24.

³ Not available with E88-F.

⁴ The 373L is shipped L. An NL cylinder plate is also furnished standard (for operation only when key is used).

⁵ Night Latch Function available, order 88NL-F x 880K-R Rigid.

⁶ Sex bolts must be used on wood or composite fire doors.

NR-Not recommended

Notes