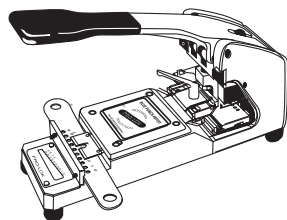
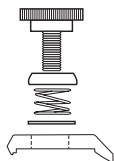


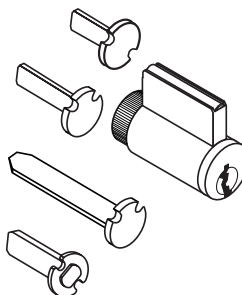
## Equipment



40-075



40-074



### Blue punch key machine

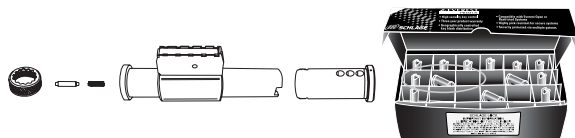
|        |  |
|--------|--|
| 40-071 | Everest B Family small format IC keys and Everest 29 R Family small format IC keys only  |
| 40-075 | Classic Obverse, Everest C, and Everest 29 S Family keys only (Conventional and Primus)  |
| 40-099 | Key biting punch for Everest D Family and Everest 29 T Family  |
| 40-074 | Upgrade jaw kit adds Everest C Family and Everest 29 S Family capability Blue Punch machines with serial numbers below 990358, made before July 1999 |

### Multiple tailpiece cylinders

Reduce cylinder inventory by stocking these cylinders packed with tailpieces to fit these locks:

- A Series (all designs)
- AL Series
- D Series knobs
- D Series levers
- H Series knobs (all designs)
- ND Series levers

|           |                         |
|-----------|-------------------------|
| 40-100    | Conventional            |
| 40-700    | Legacy Primus           |
| 40-700-XP | Primus XP               |
| 40-700-RP | Primus RP               |
| 40-500    | Legacy Primus UL        |
| 40-500-XP | Primus XP UL            |
| 40-500-RP | Primus RP UL            |
| 91-200    | Everest 29 SL           |
| 91-700    | Primus XP Everest 29 SL |



### Bulk pack cylinder kit

Bulk packs are 10-packs that contain the components you need to quickly build 10 cylinders. All shells are pre-loaded with top pins and springs.

| Key mechanism            | Standard pin and tumbler | Check pin                       | SL                        | All Primus (except SL)                                    | SL Primus                 |
|--------------------------|--------------------------|---------------------------------|---------------------------|---|---------------------------|
| Keyways                  | All Classic              | Everest C, D<br>Everest 29 S, T | Everest B<br>Everest 29 R | Noted below   | Everest B<br>Everest 29 R |
| Conventional (KIK/KIL)   | 09-409                   | 09-751                          | 91-451 <sup>1</sup>       | 09-764 (Everest C, D/Everest 29 S, T)<br>09-833 (Classic) | 91-551 <sup>3</sup>       |
| Mortise (specify length) | 09-412                   | 09-754                          | 91-452 <sup>2</sup>       | 09-767 (Everest C, D/Everest 29 S, T)<br>09-835 (Classic) | 91-552 <sup>3</sup>       |
| Rim                      | 09-410                   | 09-752                          | 91-453 <sup>1</sup>       | 09-765 (Everest C, D/Everest 29 S, T)<br>09-834 (Classic) | 91-553 <sup>3</sup>       |
| FSIC                     | 09-411                   | 09-753                          | 91-454                    | 09-766 (Everest C, D/Everest 29 S, T)<br>09-836 (Classic) | 91-554                    |

Note: Specify keyway and finish. Keys and tailpieces or cams must be ordered separately.

1. Cylinder is shipped unassembled. Does not include L pins, L pin springs or key blanks.
2. Cylinder is shipped unassembled. Does not include cam, collar, L pins, L pin springs or key blanks.
3. Cylinder is shipped unassembled. Does not include L pins, L pin springs, Primus finger pins, Primus finger pin springs or key blanks.