


80 Series

Exit Device



8800 Functions and Trims

80 Series

Options	Series	Function	Rail Lgth	Trim	Hand	Outside Finish	Inside Finish	Door Width	Options
F1-83-56	88	13	F	ETL	RHR	26D	32D	36"	8800
700 Series ET Trim									
 Exits with ET Trim, specify lever design after the ET designation (e.g., ETL)									
		SARGENT Function Numbers	ANSI Function Numbers	Description & Cylinder Info (1-3/4" Door)			ANSI Type 1 8800 Panic & Fire		
	04	03	Night Latch Key Retracts Latch #34 Cylinder Supplied			8804 x ET_			
	06	09	Key unlocks Trim, Trim retracts latch/ Trim relocks when key is removed #41 Cylinder Supplied			8806 x ET_			
	10	01	No outside operation (No Cylinder)			8810			
	10	02	No outside operation (No Cylinder) ET Control is used as Pull Only			8810 x ET_			
	13	08	Key Outside Unlocks/locks Trim #41 Cylinder Supplied			8813 x ET_			
	15	14	Passage Only (No cylinder)			8815 x ET_			
	16	10	Key Outside Retracts Latch; Key Inside Unlocks/Locks O/S Trim O/S #34 Cylinder & I/S #44 Cylinder Supplied			8816 x ET_			
	40	02	Freewheeling Trim - No outside operation (No Cylinder) Dummy Trim			8840 x ET_			
	43	08	Freewheeling Trim - Key Outside Unlocks/locks Trim #41 Cylinder Supplied			8843 x ET_			
	44	03	Freewheeling Trim - Key Retracts Latch #34 Cylinder Supplied			8844 x ET_			
	46	09	Freewheeling Trim - Key unlocks Trim, Trim retracts latch/ Trim relocks when key is removed #41 Cylinder Supplied			8846 x ET_			
	73		Electrified ET Trim - Fail Safe Power Off, Unlocks Lever (No Cylinder)			8873 x ET_			
	74		Electrified ET Trim - Fail Secure Power Off, Locks Lever (No Cylinder)			8874 x ET_			
	75		Electrified ET Trim - Fail Safe Power Off, Unlocks Lever, Key Retracts Latch #34 Cylinder Supplied			8875 x ET_			
	76		Electrified ET Trim - Fail Secure Power Off, Locks Lever, Key Retracts Latch #34 Cylinder Supplied			8876 x ET_			

Lever Designs for ET Controls

A, B, E, F, J, L, P, W

Also available with Coastal Series & Studio Collection Levers

ET Designation with Suffix (Used to order ET without device)

8800 Series: 704, 706-8, 710, 713-8, 715-8, 716, 740, 743-8, 744, 746-8, 773-8, 774-8, 775-8 & 776-8

Freewheeling Trim

The lever rotates when the door is locked preventing excessive force from being applied to the horizontal lever

Electrified ET Trim

Voltage must be specified for the following functions: 73, 74, 75 and 76. Specify: 12VDC or 24VDC








Note: Exit devices are available in all standard finishes, except 14, 15, 26 & 26D. With these finishes, exit devices are supplied in 32 or 32D to match accordingly. 32 or 32D is automatically supplied when 26 or 26D is specified. For nickel finishes, specify 14/32 or 15/32D to receive nickel finished trims and stainless exit devices

Pull & Thumbpiece Trim Section

Trim Designations

- Use three letter designations (Ex "PTB") when ordering the Exit Device with trim
- Use the six digit designation (Ex "866-MAL") when ordering trim without an Exit Device, always specify finish

Series

SARGENT Function Numbers	ANSI Function Numbers	Description & Cylinder Info. (1-3/4" Door)							
04	03	Night Latch Key Retracts Latch #34 Cylinder Supplied	814-FSL*	814-FSW*	814-MSL*	814-PSB*	814-STB	862 Pull	8804 x Trim Designation
10	02	No O/S Operation or Cylinder (Pull Only)	810-FLL	810-FLW	810-MAL	810-PTB	810-STB	862 Pull	8810 x Trim Designation
28	15	Passage Only (No cylinder)	828-FLL	828-FLW	828-MAL	828-PTB	828-STB	N/A	8828 x Trim Designation
63	05	Key Outside Unlocks/ Locks Thumbpiece #34 Cylinder Supplied	866-FLL	866-FLW	866-MAL	866-PTB	866-STB	N/A	8863 x Trim Designation
66	07	Key Outside Retracts Latch; Key Inside Unlocks/Locks O/S Trim O/S #34 & I/S #44	866-FLL	866-FLW	866-MAL	866-PTB	866-STB	N/A	8866 x Trim Designation

* FSL, FSW, MSL and PSB trims are used with (HC-& 12-) 8888 and 8804 only and are the same as FLL, FLW, MAL and PTB pulls except for cylinder hole located 3/8" (9mm) lower.

Note: Thumbpiece trims for 63 and 66 function devices are identical and are identified as 66 function when trim is ordered separately.

Note: FLW & FSW trims are not available in 32(629) or 32D(630).

Note: Pulls and thumb piece trims are not available in 14, 15, 26 or 26D.

Experience a safer
and more open world

Options	
8800	
Mechanical Options:	
12-	
16-	
19-	
31-	
36-	
37-	
43-	
53-	
54-	
55-	
56-	
56-HK-	
57-	
58-	
59-	
5CH-	
BC-59-	
76-	
85-	
86-	
87-	
AL-	
BT-	
CPC-	
GL-	
LD-	
PL-	
** SG-	
TB-	
TL-	
Cylinder Options:	
10-	
10-21-	
10-63-	
11-	
11-21-	
11-60-	
11-63-	
11-64-	
11-70-7P-	
11-72-7P-	
11-73-7P-	
11-65-73-7P-	
21-	
22-	
51-	
52-	
60-	
63-	
64-	
70-	
72-	
73-	
65-73-	
65-73-7P-	
73-7P-	
81-	
82-	
F1-82-	
83-	
F1-83-	
84-	
BR-	
LC-	
*SC-	
*SE-	
SARGENT Finishes	BHMA Finishes
03	605
04	606
09	611
10	612
10B	613
10BE	613E
10BL	613L
14	618
15	619
20D	624
26	625
26D	626
32	629
32D	630
BSP	—
WSP	—

* Options are not available with 8816
** Only available with 15, 26D and 32D finishes

Available Finishes

8900 Functions and Trims

80 Series



SARGENT
ASSA ABLOY

How to order: Options F1-83- Series 89 Function 13 Rail Lgth F Trim ETL Hand RHR Outside Finish 26 Inside Finish 32 Door Width 36"

700 Series ET Trim



Exits with ET Trim, specify lever design after the ET designation (e.g., ETL)

Lever Designs for ET Controls

A, B, E, F, J, L, P, W
Also available with Coastal Series & Studio Collection Levers

ET Designation with Suffix (Used to order ET without device)

8900 Series: 704, 706, 710, 713, 715, 716, 740, 743, 744, 773, 774, 775 & 776

Freewheeling Trim

The lever rotates when the door is locked preventing excessive force from being applied to the horizontal lever

Electrified ET Trim and Electrified Mortise Locks

Voltage must be specified for the following functions: 73, 74, 75 and 76.
Specify: 12VDC or 24VDC

SARGENT Function Numbers	ANSI Function Numbers	Description & Cylinder Info (1-3/4" Door)	ANSI Type 3 8900 Panic & Fire
04	03	Night Latch Key Retracts Latch #46 Cylinder Supplied	8904 x ET_
06	09	Key unlocks Trim, Trim retracts Latch/ Trim relocks when key is removed #41 Cylinder Supplied	8906 x ET_
10	01	No outside operation (No Cylinder)	8910
10	02	No outside operation (No Cylinder) ET Control is used as Pull Only	8910 x ET_
13	08	Key Outside Unlocks/locks Trim #41 Cylinder Supplied	8913 x ET_
15	14	Passage Only (No cylinder)	8915 x ET_
16	10	Key Outside Retracts Latch; Key Inside Unlocks/Locks O/S Trim O/S #46 & I/S #34 Cylinder Supplied	8916 x ET_
40	02	Freewheeling Trim - No outside Operation (No Cylinder) Dummy Trim	8940 x ET_
43	08	Freewheeling Trim - Key Outside Unlocks/locks Trim #41 Cylinder Supplied	8943 x ET_
44	03	Freewheeling Trim - Key Retracts Latch For 1-3/4" Door #46 Cylinder Supplied	8944 x ET_
75*		Electrified ET Trim - Fail Safe Power Off, Unlocks Lever, Key Retracts Latch For 1-3/4" Door #46 Cylinder Supplied	8975 x ET_
76**		Electrified ET Trim - Fail Secure Power Off, Locks Lever, Key Retracts Latch For 1-3/4" Door #46 Cylinder Supplied	8976 x ET_

Note: Exit devices are available in all standard finishes, except 14, 15, 26 & 26D. With these finishes, exit devices are supplied in 32 or 32D to match accordingly. 32 or 32D is automatically supplied when 26 or 26D is specified. For nickel finishes, specify 14/32 or 15/32D to receive nickel finished trims and stainless exit devices
* 75 Function without cylinder is available as a 73 Function
** 76 Function without cylinder is available as a 74 Function

Pull & Thumbpiece Trim Section

Trim Designations

- Use three letter designations (Ex "PTB") when ordering the Exit Device with trim
- Use the six digit designation (Ex "866-MAL") when ordering trim without an Exit Device, always specify finish & hand

Series



SARGENT Function Numbers	ANSI Function Numbers	Description & Cylinder Info. (1-3/4" Door)	814-FLL	814-FLW	814-MAL	814-PTB	814-STB	8900 Panic & Fire
04	03	Night Latch-Key Retracts Latch #41 Cylinder Supplied	814-FLL	814-FLW	814-MAL	814-PTB	814-STB	8904 x Trim Designation
10	02	No O/S Operation or Cylinder (Pull Only)	810-FLL	810-FLW	810-MAL	810-PTB	810-STB	8910 x Trim Designation
28	15	Passage Only (No cylinder)	828-FLL	828-FLW	828-MAL	828-PTB	828-STB	8928 x Trim Designation
63	05	Key Outside Unlocks/locks Thumbpiece #41 Cylinder Supplied	866-FLL	866-FLW	866-MAL	866-PTB	866-STB	8963 x Trim Designation
66	07	Key Outside Retracts Latch; Key Inside Unlocks/Locks Trim; O/S #34 & I/S #41 Cylinder Supplied	866-FLL	866-FLW	866-MAL	866-PTB	866-STB	8966 x Trim Designation

Note: Thumbpiece trims for 63 and 66 function devices are identical and are identified as 66 function when trim is ordered separately.
Note: FLW trim is not available in 32(629) or 32D(630).
Note: Thumbpiece trims used with 8900 mortise lock exit devices are handed.
Note: Pulls and thumb piece trims are not available in 14, 15, 26 or 26D.

Experience a safer
and more open world

1-800-727-5477 • www.sargentlock.com

- Options**
- 8900**
- Mechanical Options:**
- 12-
 - 16-
 - 19-
 - 23-
 - 31-
 - 36-
 - 37-
 - 43-
 - 53-
 - 54-
 - 55-
 - 56-
 - 56-HK-
 - 57-
 - 58-
 - 59-
 - BC-59-
 - 76-
 - 85-
 - 86-
 - 87-
 - AL-
 - BT-
 - CPC-
 - LD-
 - PL-
 - ** SG-
 - TL-
- Cylinder Options:**
- 10-
 - 10-21-
 - 10-63-
 - 11-
 - 11-21-
 - 11-60-
 - 11-63-
 - 11-64-
 - 11-70-7P-
 - 11-72-7P-
 - 11-73-7P-
 - 11-65-73-7P-
 - 21-
 - 22-
 - 51-
 - 52-
 - 60-
 - 63-
 - 64-
 - 70-
 - 72-
 - 73-
 - 65-73-
 - 65-73-7P-
 - 73-7P-
 - 81-
 - 82-
 - F1-82-
 - 83-
 - F1-83-
 - 84-
 - BR-
 - LC-
 - *SC-
 - *SE-

* Options are not available with the following functions: 04 x ET, 16, 44, 75 & 76
** Only available with 15, 26D and 32D finishes

Available Finishes

SARGENT Finishes	BHMA Finishes
03	605
04	606
09	611
10	612
10B	613
10BE	613E
10BL	613L
14	618
15	619
20D	624
26	625
26D	626
32	629
32D	630
BSP	-
WSP	-


Copyright © 1998-2021, SARGENT Manufacturing Company. All rights reserved. Reproduction in whole or in part without the express written permission of SARGENT Manufacturing Company is prohibited. Patent pending and/or patent: www.assaabloydss.com/patents.

8300 Narrow Design Mortise Lock Exit Device Functions & Trim

80 Series

SARGENT
ASSA ABLOY

How to order: Options 11- Series 83 Function 13 Rail Lgth F Trim ETL Hand RHR Outside Finish 26D Inside Finish 32D Door Width 36"

700 Series ET Trim	SARGENT Function Numbers	ANSI Function Numbers	Description & Cylinder Info (1-3/4" Door)	ANSI Type 10 8300 Panic & Fire
 <p>Exits with ET Trim, specify lever design after the ET designation (e.g., ETL)</p> <p>Lever Designs for ET Controls A, B, E, F, J, L, P, W Also available with Coastal Series & Studio Collection Levers</p> <p>ET Designation with Suffix (Used to order ET without device) 8300 Series: 704, 710, 713, 715, 740, 743, 744, 773, 774, 775 & 776</p> <p>Freewheeling Trim The lever rotates when the door is locked preventing excessive force from being applied to the horizontal lever</p> <p>Electrified ET Trim and Electrified Mortise Locks Voltage must be specified for the following functions: 73, 74, 75 and 76. Specify: 12VDC or 24VDC</p>	04	03	Night Latch Key Retracts Latch #46 Cylinder Supplied	8304 x ET_
	10	01	No outside operation (No Cylinder)	8310
	10	02	No outside operation (No Cylinder) ET Control is used as Pull Only	8310 x ET_
	13	08	Key Outside Unlocks/locks Trim #41 Cylinder Supplied	8313 x ET_
	15	14	Passage Only (No cylinder)	8315 x ET_
	40	02	Freewheeling Trim - No outside operation (No Cylinder) Dummy Trim	8340 x ET_
	43	08	Freewheeling Trim - Key Outside Unlocks/locks Trim #41 Cylinder Supplied	8343 x ET_
	44	03	Freewheeling Trim - Key Retracts Latch For 1-3/4" Door #46 Cylinder Supplied	8344 x ET_
	75*		Electrified ET Trim - Fail Safe Power Off, Unlocks Lever, Key Retracts Latch For 1-3/4" Door #46 Cylinder Supplied	8375 x ET_
	76**		Electrified ET Trim - Fail Secure Power Off, Locks Lever, Key Retracts Latch For 1-3/4" Door #46 Cylinder Supplied	8376 x ET_

Note: Exit devices are available in all standard finishes, except 14, 15, 26 & 26D. With these finishes, exit devices are supplied in 32 or 32D to match accordingly. 32 or 32D is automatically supplied when 26 or 26D is specified. For nickel finishes, specify 14/32 or 15/32D to receive nickel finished trims and stainless exit devices
* 75 Function without cylinder is available as a 73 Function
** 76 Function without cylinder is available as a 74 Function

Pull & Thumbpiece Trim Section

Trim designations

- Use three letter designations (Ex "PTB") when ordering the Exit Device with trim
- Use the six digit designation (Ex "866-MAL") when ordering trim without an Exit Device, always specify finish & hand

Series

SARGENT Function Numbers	ANSI Function Numbers	Description & Cylinder Info. (1-3/4" Door)	814-FLL	814-FLW	814-MAL	814-PTB	814-ST5	8300 Panic & Fire
04	03	Night Latch-Key Retracts Latch #41 Cylinder Supplied	814-FLL	814-FLW	814-MAL	814-PTB	814-ST5	8304 x Trim Designation
10	02	No O/S Operation or Cylinder (Pull Only)	810-FLL	810-FLW	810-MAL	810-PTB	810-ST5	8310 x Trim Designation
28	15	Passage Only (No cylinder)	828-FLL	828-FLW	828-MAL	828-PTB	828-ST5	8328 x Trim Designation
63	05	Key Outside Unlocks/locks Thumbpiece #41 Cylinder Supplied	866-FLL	866-FLW	866-MAL	866-PTB	866-ST5	8363 x Trim Designation

Note: Thumbpiece Trims used with Mortise Lock Exit Devices are handed
Note: Thumbpiece trims for 63 function devices are identified as 66 function when trim is ordered separately
Note: FLW trim is not available in 32(629) or 32D(630)
Note: Pulls and thumb piece trims are not available in 14, 15, 26 or 26D

Experience a safer
and more open world

Options	8300
Mechanical Options:	12- 16- 19- 23- *31 36- 37- 43- 53- 54- 55- 56- 56-HK- 57- 58- 59- BC-59- 76- 85- 86- 87- AL- BT- LD- *** SG- TL-
Cylinder Options:	10- 10-21- 10-63- 11- 11-21- 11-60- 11-63- 11-64- 11-70-7P- 11-72-7P- 11-73-7P- 11-65-73-7P- 21- 22- 51- 52- 60- 63- 64- 70- 72- 73- 65-73- 65-73-7P- 73-7P- 81- 82- F1-82- 83- F1-83- 84- BR- LC- *SC- *SE-
	* Options are not available with the following functions: 04, 44, 75 & 76 ** For SC- & SE- options contact factory for availability *** Only available with 15, 26D and 32D finishes
Available Finishes	
SARGENT Finishes	BHMA Finishes
03	605
04	606
09	611
10	612
10B	613
10BE	613E
10BL	613L
14	618
15	619
20D	624
26	625
26D	626
32	629
32D	630
BSP	—
WSP	—

1-800-727-5477 • www.sargentlock.com

29

Copyright © 1998-2021, SARGENT Manufacturing Company. All rights reserved. Reproduction in whole or in part without the express written permission of SARGENT Manufacturing Company is prohibited. Patent pending and/or patent: www.assaabloydss.com/patents.

UL Listed Hurricane-Resistant HC8800 Functions and Trims

80 Series



SARGENT
ASSA ABLOY

How to order:	Options 12	Series HC88	Function 13	Rail Lgth F	Trim ETL	Hand RHR	Outside Finish 15	Inside Finish 32D	Door Width 36"	Options for HC8800
---------------	---------------	----------------	----------------	----------------	-------------	-------------	----------------------	----------------------	-------------------	-----------------------

700 Series ET Trim



Exits with ET Trim, specify lever design after the ET designation (e.g., ETL)

Lever Designs for ET Controls

A, B, E, F, J, L, P, W
Also available with Coastal Series & Studio Collection Levers

ET Designation with Suffix (Used to order ET without device)

HC-8800 Series: 704, 706-8, 710, 713-8, 715-8, 740, 743-8, 744, 746-8, 773-8, 774-8, 775-8 & 776-8

Freewheeling Trim

The lever rotates when the door is locked preventing excessive force from being applied to the horizontal lever

Electrified ET Trim

Voltage must be specified for the following functions: 73, 74, 75 and 76.
Specify: 12VDC or 24VDC

SARGENT Function Numbers	ANSI Function Numbers	Description & Cylinder Info (1-3/4" Door)	ANSI Type 1 HC8800 Panic & Fire
04	03	Night Latch Key Retracts Latch #34 Cylinder Supplied	HC8804 x ET_
06	09	Key unlocks Trim, Trim retracts latch/ Trim relocks when key is removed #41 Cylinder Supplied	HC8806 x ET_
10	01	No outside operation (No Cylinder)	HC8810
10	02	No outside operation (No Cylinder) ET Control is used as Pull Only	HC8810 x ET_
13	08	Key Outside Unlocks/locks Trim #41 Cylinder Supplied	HC8813 x ET_
15	14	Passage Only (No cylinder)	HC8815 x ET_
40	02	Freewheeling Trim - No outside operation (No Cylinder) Dummy Trim	HC8840 x ET_
43	08	Freewheeling Trim - Key Outside Unlocks/locks Trim #41 Cylinder Supplied	HC8843 x ET_
44	03	Freewheeling Trim - Key Retracts Latch #34 Cylinder Supplied	HC8844 x ET_
46	09	Freewheeling Trim - Key unlocks Trim, Trim retracts latch/ Trim relocks when key is removed #41 Cylinder Supplied	HC8846 x ET_
75*		Electrified ET Trim - Fail Safe Power Off, Unlocks Lever, Key Retracts Latch #34 Cylinder Supplied	HC8875 x ET_
76**		Electrified ET Trim - Fail Secure Power Off, Locks Lever, Key Retracts Latch #34 Cylinder Supplied	HC8876 x ET_

Note: Exit devices are available in all standard finishes, except 14, 15, 26 & 26D. With these finishes, exit devices are supplied in 32 or 32D to match accordingly. 32 or 32D is automatically supplied when 26 or 26D is specified. For nickel finishes, specify 14/32 or 15/32D to receive nickel finished trims and stainless exit devices

- * 75 Function without cylinder is available as a 73 Function
- ** 76 Function without cylinder is available as a 74 Function

Mechanical Options:

- 12-
- 16-
- 19-
- 31-
- 36-
- 37-
- 43-
- 54-
- 55-
- 56-
- 56-HK-
- 57-
- 58-
- 76-
- 85-
- 86-
- 87-
- BT-
- CPC-
- LD-
- PL-
- * SG-
- TB-
- TL-

Cylinder Options:

- 10-
- 10-21-
- 10-63-
- 11-
- 11-21-
- 11-60-
- 11-63-
- 11-64-
- 11-70-7P-
- 11-72-7P-
- 11-73-7P-
- 11-65-73-7P-
- 21-
- 22-
- 51-
- 52-
- 60-
- 63-
- 64-
- 70-
- 72-
- 73-
- 65-73-
- 65-73-7P-
- 73-7P-
- 81-
- 82-
- F1-82-
- 83-
- F1-83-
- 84-
- BR-
- LC-
- SC-
- SE-

* Only available with 15, 26D and 32D finishes

Trim Designations

- Use three letter designations (Ex "PTB") when ordering the Exit Device with Trim
- Use the six digit designation (Ex "814-MSL") when ordering trim without an Exit Device, always specify finish

Pull Section

SARGENT Function Numbers	ANSI Function Numbers	Description & Cylinder Info. (1-3/4" Door)	814-FSL*	814-FSW*	814-MSL*	814-PSB*	814-ST5	HC800 Panic & Fire
04	03	Night Latch-Key Retracts Latch #34 Cylinder Supplied	814-FSL*	814-FSW*	814-MSL*	814-PSB*	814-ST5	HC8804 x Trim Designation
10	02	No O/S Operation or Cylinder (Pull Only)	810-FLL	810-FLW	810-MAL	810-PTB	810-ST5	HC8810 x Trim Designation

* FSL, FSW, MSL and PSB trims are used with (HC-& 12-) 8888 and 8804 only and are the same as FLL, FLW, MAL and PTB pulls except for cylinder hole located 3/8" (9mm) lower

Note: FLW & FSW trims are not available in 32(629) or 32D(630)

Note: Pulls and thumb piece trims are not available in 14, 15, 26 or 26D

Experience a safer
and more open world

Available Finishes

SARGENT Finishes	BHMA Finishes
03	605
04	606
09	611
10	612
10B	613
10BE	613E
10BL	613L
14	618
15	619
20D	624
26	625
26D	626
32	629
32D	630
BSP	—
WSP	—

UL Listed Hurricane-Resistant WS8800 Functions and Trims

80 Series



SARGENT
ASSA ABLOY

How to order: Options 12 Series WS88 Function 13 Rail Lgth F Trim ETL Hand RHR Outside Finish 15 Inside Finish 32D Door Width 36" Options for HC8800 & WS8800

700 Series ET Trim



Exits with ET Trim, specify lever design after the ET designation (e.g., ETL)

SARGENT Function Numbers	ANSI Function Numbers	Description & Cylinder Info (1-3/4" Door)	ANSI Type 1 WS8800 Panic & Fire
04	03	Night Latch Key Retracts Latch #34 Cylinder Supplied	WS8804 x ET_
06	09	Key unlocks Trim, Trim retracts latch/ Trim relocks when key is removed #41 Cylinder Supplied	WS8806 x ET_
10	01	No outside operation (No Cylinder)	WS8810
10	02	No outside operation (No Cylinder) ET Control is used as Pull Only	WS8810 x ET_
13	08	Key Outside Unlocks/locks Trim #41 Cylinder Supplied	WS8813 x ET_
15	14	Passage Only (No cylinder)	WS8815 x ET_
40	02	Freewheeling Trim - No outside Operation (No Cylinder) Dummy Trim	WS8840 x ET_
43	08	Freewheeling Trim - Key Outside Unlocks/locks Trim #41 Cylinder Supplied	WS8843 x ET_
44	03	Freewheeling Trim - Key Retracts Latch #34 Cylinder Supplied	WS8844 x ET_
46	09	Freewheeling Trim - Key unlocks Trim, Trim retracts latch/ Trim relocks when key is removed #41 Cylinder Supplied	WS8846 x ET_
75*		Electrified ET Trim - Fail Safe Power Off, Unlocks Lever, Key Retracts Latch #34 Cylinder Supplied	WS8875 x ET_
76**		Electrified ET Trim - Fail Secure Power Off, Locks Lever, Key Retracts Latch #34 Cylinder Supplied	WS8876 x ET_

Lever Designs for ET Controls

A, B, E, F, J, L, P, W
Also available with Coastal Series & Studio Collection Levers

ET Designation with Suffix (Used to order ET without design)

HC-8800 Series: 704, 706-8, 710, 713-8, 715-8, 740, 743-8, 744, 746-8, 773-8, 774-8, 775-8 & 776-8

Freewheeling Trim

The lever rotates when the door is locked preventing excessive force from being applied to the horizontal lever

Electrified ET Trim

Voltage must be specified for the following functions: 73, 74, 75 and 76.
Specify: 12VDC or 24VDC

Mechanical Options:

- 12-
- 16-
- 19-
- 31-
- 36-
- 37-
- 43-
- 54-
- 55-
- 56-
- 56-HK-
- 57-
- 58-
- 76-
- 85-
- 86-
- 87-
- BT-
- CPC-
- LD-
- PL-
- * SG-
- TB-
- TL-

Cylinder Options:

- 10-
- 10-21-
- 10-63-
- 11-
- 11-21-
- 11-60-
- 11-63-
- 11-64-
- 11-70-7P-
- 11-72-7P-
- 11-73-7P-
- 11-65-73-7P-
- 21-
- 22-
- 51-
- 52-
- 60-
- 63-
- 64-
- 70-
- 72-
- 73-
- 65-73-
- 65-73-7P-
- 73-7P-
- 81-
- 82-
- F1-82-
- 83-
- F1-83-
- 84-
- BR-
- LC-
- SC-
- SE-

* Only available with 15, 26D and 32D finishes

Note: Exit devices are available in all standard finishes, except 14, 15, 26 & 26D. With these finishes, exit devices are supplied in 32 or 32D to match accordingly. 32 or 32D is automatically supplied when 26 or 26D is specified. For nickel finishes, specify 14/32 or 15/32D to receive nickel finished trims and stainless exit devices
* 75 Function without cylinder is available as a 73 Function
** 76 Function without cylinder is available as a 74 Function

Trim Designations

- Use three letter designations (Ex "PTB") when ordering the Exit Device with trim
- Use the six digit designation (Ex "810-MAL") when ordering trim without an Exit Device, always specify finish

Pull Section

SARGENT Function Numbers	ANSI Function Numbers	Description & Cylinder Info. (1-3/4" Door)	814-FSL*	814-FSW*	814-MSL*	814-PSB*	814-STB	814-STC	Series
04	03	Night Latch-Key Retracts Latch #34 Cylinder Supplied							WS8800 Panic & Fire
10	02	No O/S Operation or Cylinder (Pull Only)	810-FLL	810-FLW	810-MAL	810-PTB	810-STB	810-STC	WS8810 x Trim Designation

* FSL, FSW, MSL and PSB trims are used with (HC-& 12-) 8888 and 8804 only and are the same as FLL, FLW, MAL and PTB pulls except for cylinder hole located 3/8" (9mm) lower
Note: FLW & FSW trims are not available in 32(629) or 32D(630)
Note: Pulls and thumb piece trims are not available in 14, 15, 26 or 26D

Experience a safer
and more open world

Available Finishes

SARGENT Finishes	BHMA Finishes
03	605
04	606
09	611
10	612
10B	613
10BE	613E
10BL	613L
14	618
15	619
20D	624
26	625
26D	626
32	629
32D	630
BSP	—
WSP	—

UL Listed Hurricane-Resistant WS8900 Functions and Trims

80 Series



SARGENT
ASSA ABLOY

How to order: Options 11-63- Series WS89 Function 13 Rail Lgth F Trim ETL Hand RHR Outside Finish 14 Inside Finish 32 Door Width 36"

700 Series ET Trim



Exits with ET Trim, specify lever design after the ET designation (e.g., ETL)

Lever Designs for ET Controls

A, B, E, F, J, L, P, W
Also available with Coastal Series & Studio Collection Levers

ET Designation with Suffix (Used to order ET without device)

WS8900 Series: 704, 706, 710, 713, 715, 716, 740, 743, 744, 773, 774, 775 & 776

Freewheeling Trim

The lever rotates when the door is locked preventing excessive force from being applied to the horizontal lever

Electrified ET Trim and Electrified Mortise Locks

Voltage must be specified for the following functions: 73, 74, 75 and 76.

Specify: 12VDC or 24VDC

SARGENT Function Numbers	ANSI Function Numbers	Description & Cylinder Info (1-3/4" Door)	WS8900 Panic & Fire
04	03	Night Latch Key Retracts Latch #46 Cylinder Supplied	WS8904 x ET_
06	09	Key unlocks Trim, Trim retracts Latch/ Trim relocks when key is removed #41 Cylinder Supplied	WS8906 x ET_
10	01	No outside operation (No Cylinder)	WS8910
10	02	No outside operation (No Cylinder) ET Control is used as Pull Only	WS8910 x ET_
13	08	Key Outside Unlocks/locks Trim #41 Cylinder Supplied	WS8913 x ET_
15	14	Passage Only (No cylinder)	WS8915 x ET_
16	10	Key Outside Retracts Latch; Key Inside Unlocks/Locks O/S Trim O/S #46 & I/S #34 Cylinder Supplied	WS8916 x ET_
40	02	Freewheeling Trim - No outside operation (No Cylinder) Dummy Trim	WS8940 x ET_
43	08	Freewheeling Trim - Key Outside Unlocks/locks Trim #41 Cylinder Supplied	WS8943 x ET_
44	03	Freewheeling Trim - Key Retracts Latch For 1-3/4" Door #46 Cylinder Supplied	WS8944 x ET_
75*		Electrified ET Trim - Fail Safe Power Off, Unlocks Lever, Key Retracts Latch For 1-3/4" Door #46 Cylinder Supplied	WS8975 x ET_
76**		Electrified ET Trim - Fail Secure Power Off, Locks Lever, Key Retracts Latch For 1-3/4" Door #46 Cylinder Supplied	WS8976 x ET_

Note: Exit devices are available in all standard finishes, except 14, 15, 26 & 26D. With these finishes, exit devices are supplied in 32 or 32D to match accordingly. 32 or 32D is automatically supplied when 26 or 26D is specified. For nickel finishes, specify 14/32 or 15/32D to receive nickel finished trims and stainless exit devices
* 75 Function without cylinder is available as a 73 Function
** 76 Function without cylinder is available as a 74 Function

Pull & Thumbpiece Trim Section

Trim Designations

- Use three letter designations (Ex "PTB") when ordering the Exit Device with trim
- Use the six digit designation (Ex "866-MAL") when ordering trim without an Exit Device, always specify finish & hand

SARGENT Function Numbers	ANSI Function Numbers	Description & Cylinder Info. (1-3/4" Door)	814-FLL	814-FLW	814-MAL	814-PTB	814-STB	814-STC	WS8900 Panic & Fire
04	03	Night Latch Key Retracts Latch #41 Cylinder Supplied	814-FLL	814-FLW	814-MAL	814-PTB	814-STB	814-STC	WS8904 x Trim Designation
10	02	No O/S Operation or Cylinder (Pull Only)	810-FLL	810-FLW	810-MAL	810-PTB	810-STB	810-STC	WS8910 x Trim Designation
28	15	Passage Only (No cylinder)	828-FLL	828-FLW	828-MAL	828-PTB	828-STB	828-STC	WS8928 x Trim Designation
63	05	Key Outside Unlocks/ locks Thumbpiece #41 Cylinder Supplied	866-FLL	866-FLW	866-MAL	866-PTB	866-STB	866-STC	WS8963 x Trim Designation
66	07	Key Outside Retracts Latch; Key Inside Unlocks/Locks O/S Trim O/S #34 & I/S #41 Supplied	866-FLL	866-FLW	866-MAL	866-PTB	866-STB	866-STC	WS8966 x Trim Designation

Note: Thumbpiece trims for 63 and 66 function devices are identical and are identified as 66 function when trim is ordered separately

Note: FLW trim is not available in 32(629) or 32D(630)

Note: Thumbpiece Trims used with Mortise Lock Exit Devices are handed

Note: Pulls and thumb piece trims are not available in 14, 15, 26 or 26D

Experience a safer
and more open world

1-800-727-5477 • www.sargentlock.com

45

Options	
WS8900	
Mechanical Options:	
12-	
16-	
19-	
23-	
31-	
36-	
37-	
43-	
54-	
55-	
56-	
56-HK-	
57-	
58-	
76-	
85-	
86-	
87-	
BT-	
CPC-	
LD-	
PL-	
** SG-	
TL-	
Cylinder Options:	
10-	
10-21-	
10-63-	
11-	
11-21-	
11-60-	
11-63-	
11-64-	
11-70-7P-	
11-72-7P-	
11-73-7P-	
11-65-73-7P-	
21-	
22-	
51-	
52-	
60-	
63-	
64-	
70-	
72-	
73-	
65-73-	
65-73-7P-	
73-7P-	
81-	
82-	
F1-82-	
83-	
F1-83-	
84-	
BR-	
LC-	
*SC-	
*SE-	

* Options are not available with the following functions: 04 x ET, 16, 44, 75 & 76

** Only available with 15, 26D and 32D finishes

Available Finishes	
SARGENT Finishes	BHMA Finishes
03	605
04	606
09	611
10	612
10B	613
10BE	613E
10BL	613L
14	618
15	619
20D	624
26	625
26D	626
32	629
32D	630
BSP	—
WSP	—

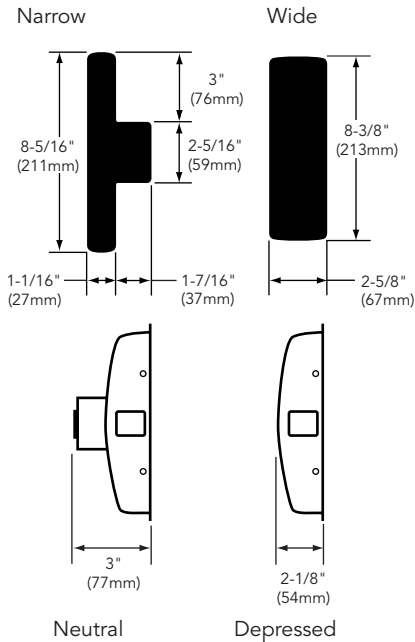
Copyright © 1998-2021, SARGENT Manufacturing Company. All rights reserved. Reproduction in whole or in part without the express written permission of SARGENT Manufacturing Company is prohibited. Patent pending and/or patent: www.assaabloydss.com/patents.

Rail Sizes and How to Order ET Trim

80 Series

SARGENT
ASSA ABLOY

Cover Dimensions and Touchbar Projections



Rail Sizes

SARGENT offers four sizes of rails to accommodate 32", 36", 42" and 48" doors. These rails can be cut for smaller doors as specified in the chart below.

SARGENT will cut all rails to size if door width is specified when the hardware is ordered.

Stock Size	Door Widths	Remarks
E	24" to 32" (61cm to 81cm)	No cutting required for 32" (81cm) door
F	33" to 36" (84cm to 91cm)	No cutting required for 36" (91cm) door
J	37" to 42" (94cm to 107cm)	No cutting required for 42" (107cm) door
G	43" to 48" (110cm to 122cm)	No cutting required for 48" (122cm) door

LP, LR & LS8600 Rail Sizes

L Rail	36" (91cm)	No cutting required
M Rail	42" to 44" (107cm to 112cm)	No cutting required
N Rail	46" to 48" (117cm to 122cm)	No cutting required

How to specify and order ET Trim without an Exit Device

Example for 775-8 ETL 26D RHR 12VDC

7	75	-8	ETL	26D	RHR	12VDC
7 for 700 Series Auxiliary Control	2 digit function number	Suffix - Determined by Exit Device (See Chart)	ET followed by Lever Design Pages 63-66	Finish Page 84	Hand Page 79	Voltage for ET Trims Page 62

Notes:

- LFIC (Removable) and SFIC (70-) option cylinders require 97-0351 cylinder rings for 700 Series ET Controls and 94-0153 rings for 100 & 300 Series Aux controls.
- When ordering 775 or 776 trim, specify either a rim cylinder or mortise cylinder.

No Suffix	-8 Suffix
Square Spindle or No Spindle for inactive functions	Cross Type Spindle
for all 8900, 8300, 8700 with bottom rod and 8800, 8500, NB8700, PP, PR & SP8700 devices with these functions: 04, 10, 16, 40 & 44	for 8800, 8500, NB8700, PP, PR & SP8700 devices, except with these functions: 04, 10, 16, 40 & 44
-4 Suffix	-6 Suffix
Offset Mtg Tabs Top & Bottom	Offset Mtg Tab Top Only
for all AD & MD8400 and AD, WD & MD 8600 devices	for all PP, PR, SP, LP, LR & LS 8600 devices

730 Spindle Retrofit Kits are used to replace existing spindles for 06, 13, 15, 16, 73, 74, 75 & 76 function ET Trims

- Kits include Spindle, Retainer Plates, Mounting. Screws & Return Springs

730-1	700 Series Spindle 1-3/4" Door
730-2	700 Series Spindle 2" Door
730-3	700 Series Spindle 2-1/4" Door
730-4	700-4 Series Spindle 1-3/4" Door
730-5	700-4 Series Spindle 2" Door
730-6	700-4 Series Spindle 2-1/4" Door
730-7	700-8 Series Spindle 1-3/4" Door
730-8	700-8 Series Spindle 2" Door
730-9	700-8 Series Spindle 2-1/4" Door