


# 80 Series

## Exit Device



# 8800 Functions and Trims

## 80 Series

Options	Series	Function	Rail Lgth	Trim	Hand	Outside Finish	Inside Finish	Door Width	Options
F1-83-56	88	13	F	ETL	RHR	26D	32D	36"	8800
<b>700 Series ET Trim</b>									
 <p>Exits with ET Trim, specify lever design after the ET designation (e.g., ETL)</p>									
<p><b>Lever Designs for ET Controls</b></p> <p>A, B, E, F, J, L, P, W</p> <p>Also available with Coastal Series &amp; Studio Collection Levers</p> <p><b>ET Designation with Suffix (Used to order ET without device)</b></p> <p>8800 Series: 704, 706-8, 710, 713-8, 715-8, 716, 740, 743-8, 744, 746-8, 773-8, 774-8, 775-8 &amp; 776-8</p> <p><b>Freewheeling Trim</b></p> <p>The lever rotates when the door is locked preventing excessive force from being applied to the horizontal lever</p> <p><b>Electrified ET Trim</b></p> <p>Voltage must be specified for the following functions: 73, 74, 75 and 76. Specify: 12VDC or 24VDC</p>									
<b>SARGENT Function Numbers</b>		<b>ANSI Function Numbers</b>		<b>Description &amp; Cylinder Info (1-3/4" Door)</b>			<b>ANSI Type 1 8800 Panic &amp; Fire</b>		<b>Options</b>
04	03	Night Latch Key Retracts Latch #34 Cylinder Supplied			8804 x ET_		<p><b>Mechanical Options:</b></p> <p>12- 16- 19- 31- 36- 37- 43- 53- 54- 55- 56- 56-HK- 57- 58- 59- 5CH- BC-59- 76- 85- 86- 87- AL- BT- CPC- GL- LD- PL- ** SG- TB- TL- <b>Cylinder Options:</b></p> <p>10- 10-21- 10-63- 11- 11-21- 11-60- 11-63- 11-64- 11-70-7P- 11-72-7P- 11-73-7P- 11-65-73-7P- 21- 22- 51- 52- 60- 63- 64- 70- 72- 73- 65-73- 65-73-7P- 73-7P- 81- 82- F1-82- 83- F1-83- 84- BR- LC- *SC- *SE-</p>		
06	09	Key unlocks Trim, Trim retracts latch/ Trim relocks when key is removed #41 Cylinder Supplied			8806 x ET_				
10	01	No outside operation (No Cylinder)			8810				
10	02	No outside operation (No Cylinder) ET Control is used as Pull Only			8810 x ET_				
13	08	Key Outside Unlocks/locks Trim #41 Cylinder Supplied			8813 x ET_				
15	14	Passage Only (No cylinder)			8815 x ET_				
16	10	Key Outside Retracts Latch; Key Inside Unlocks/Locks O/S Trim O/S #34 Cylinder & I/S #44 Cylinder Supplied			8816 x ET_				
40	02	Freewheeling Trim - No outside operation (No Cylinder) Dummy Trim			8840 x ET_				
43	08	Freewheeling Trim - Key Outside Unlocks/locks Trim #41 Cylinder Supplied			8843 x ET_				
44	03	Freewheeling Trim - Key Retracts Latch #34 Cylinder Supplied			8844 x ET_				
46	09	Freewheeling Trim - Key unlocks Trim, Trim retracts latch/ Trim relocks when key is removed #41 Cylinder Supplied			8846 x ET_				
73		Electrified ET Trim - Fail Safe Power Off, Unlocks Lever (No Cylinder)			8873 x ET_				
74		Electrified ET Trim - Fail Secure Power Off, Locks Lever (No Cylinder)			8874 x ET_				
75		Electrified ET Trim - Fail Safe Power Off, Unlocks Lever, Key Retracts Latch #34 Cylinder Supplied			8875 x ET_				
76		Electrified ET Trim - Fail Secure Power Off, Locks Lever, Key Retracts Latch #34 Cylinder Supplied			8876 x ET_				








**Note:** Exit devices are available in all standard finishes, except 14, 15, 26 & 26D. With these finishes, exit devices are supplied in 32 or 32D to match accordingly. 32 or 32D is automatically supplied when 26 or 26D is specified. For nickel finishes, specify 14/32 or 15/32D to receive nickel finished trims and stainless exit devices

### Pull & Thumbpiece Trim Section

### Trim Designations

### Series

- Use three letter designations (Ex "PTB") when ordering the Exit Device with trim
- Use the six digit designation (Ex "866-MAL") when ordering trim without an Exit Device, always specify finish

SARGENT Function Numbers	ANSI Function Numbers	Description & Cylinder Info. (1-3/4" Door)							
04	03	Night Latch Key Retracts Latch #34 Cylinder Supplied	814-FSL*	814-FSW*	814-MSL*	814-PSB*	814-STB	862 Pull	8804 x Trim Designation
10	02	No O/S Operation or Cylinder (Pull Only)	810-FLL	810-FLW	810-MAL	810-PTB	810-STB	862 Pull	8810 x Trim Designation
28	15	Passage Only (No cylinder)	828-FLL	828-FLW	828-MAL	828-PTB	828-STB	N/A	8828 x Trim Designation
63	05	Key Outside Unlocks/ Locks Thumbpiece #34 Cylinder Supplied	866-FLL	866-FLW	866-MAL	866-PTB	866-STB	N/A	8863 x Trim Designation
66	07	Key Outside Retracts Latch; Key Inside Unlocks/Locks O/S Trim O/S #34 & I/S #44	866-FLL	866-FLW	866-MAL	866-PTB	866-STB	N/A	8866 x Trim Designation

\* FSL, FSW, MSL and PSB trims are used with (HC-& 12-) 8888 and 8804 only and are the same as FLL, FLW, MAL and PTB pulls except for cylinder hole located 3/8" (9mm) lower.

**Note:** Thumbpiece trims for 63 and 66 function devices are identical and are identified as 66 function when trim is ordered separately.

**Note:** FLW & FSW trims are not available in 32(629) or 32D(630).

**Note:** Pulls and thumb piece trims are not available in 14, 15, 26 or 26D.

Experience a safer  
and more open world

# 8900 Functions and Trims

## 80 Series



**SARGENT**  
**ASSA ABLOY**

**How to order:** Options F1-83- Series 89 Function 13 Rail Lgth F Trim ETL Hand RHR Outside Finish 26 Inside Finish 32 Door Width 36"

### 700 Series ET Trim



Exits with ET Trim, specify lever design after the ET designation (e.g., ETL)

### Lever Designs for ET Controls

A, B, E, F, J, L, P, W  
Also available with Coastal Series & Studio Collection Levers

### ET Designation with Suffix (Used to order ET without device)

8900 Series: 704, 706, 710, 713, 715, 716, 740, 743, 744, 773, 774, 775 & 776

### Freewheeling Trim

The lever rotates when the door is locked preventing excessive force from being applied to the horizontal lever

### Electrified ET Trim and Electrified Mortise Locks

Voltage must be specified for the following functions: 73, 74, 75 and 76.  
Specify: 12VDC or 24VDC

SARGENT Function Numbers	ANSI Function Numbers	Description & Cylinder Info (1-3/4" Door)	ANSI Type 3 8900 Panic & Fire
04	03	Night Latch Key Retracts Latch #46 Cylinder Supplied	8904 x ET_
06	09	Key unlocks Trim, Trim retracts Latch/ Trim relocks when key is removed #41 Cylinder Supplied	8906 x ET_
10	01	No outside operation (No Cylinder)	8910
10	02	No outside operation (No Cylinder) ET Control is used as Pull Only	8910 x ET_
13	08	Key Outside Unlocks/locks Trim #41 Cylinder Supplied	8913 x ET_
15	14	Passage Only (No cylinder)	8915 x ET_
16	10	Key Outside Retracts Latch; Key Inside Unlocks/Locks O/S Trim O/S #46 & I/S #34 Cylinder Supplied	8916 x ET_
40	02	Freewheeling Trim - No outside Operation (No Cylinder) Dummy Trim	8940 x ET_
43	08	Freewheeling Trim - Key Outside Unlocks/locks Trim #41 Cylinder Supplied	8943 x ET_
44	03	Freewheeling Trim - Key Retracts Latch For 1-3/4" Door #46 Cylinder Supplied	8944 x ET_
75*		Electrified ET Trim - Fail Safe Power Off, Unlocks Lever, Key Retracts Latch For 1-3/4" Door #46 Cylinder Supplied	8975 x ET_
76**		Electrified ET Trim - Fail Secure Power Off, Locks Lever, Key Retracts Latch For 1-3/4" Door #46 Cylinder Supplied	8976 x ET_

**Note:** Exit devices are available in all standard finishes, except 14, 15, 26 & 26D. With these finishes, exit devices are supplied in 32 or 32D to match accordingly. 32 or 32D is automatically supplied when 26 or 26D is specified. For nickel finishes, specify 14/32 or 15/32D to receive nickel finished trims and stainless exit devices  
\* 75 Function without cylinder is available as a 73 Function  
\*\* 76 Function without cylinder is available as a 74 Function

### Pull & Thumbpiece Trim Section

### Trim Designations

- Use three letter designations (Ex "PTB") when ordering the Exit Device with trim
- Use the six digit designation (Ex "866-MAL") when ordering trim without an Exit Device, always specify finish & hand

### Series



SARGENT Function Numbers	ANSI Function Numbers	Description & Cylinder Info. (1-3/4" Door)	814-FLL	814-FLW	814-MAL	814-PTB	814-STB	8900 Panic & Fire
04	03	Night Latch-Key Retracts Latch #41 Cylinder Supplied	814-FLL	814-FLW	814-MAL	814-PTB	814-STB	8904 x Trim Designation
10	02	No O/S Operation or Cylinder (Pull Only)	810-FLL	810-FLW	810-MAL	810-PTB	810-STB	8910 x Trim Designation
28	15	Passage Only (No cylinder)	828-FLL	828-FLW	828-MAL	828-PTB	828-STB	8928 x Trim Designation
63	05	Key Outside Unlocks/locks Thumbpiece #41 Cylinder Supplied	866-FLL	866-FLW	866-MAL	866-PTB	866-STB	8963 x Trim Designation
66	07	Key Outside Retracts Latch; Key Inside Unlocks/Locks Trim; O/S #34 & I/S #41 Cylinder Supplied	866-FLL	866-FLW	866-MAL	866-PTB	866-STB	8966 x Trim Designation

**Note:** Thumbpiece trims for 63 and 66 function devices are identical and are identified as 66 function when trim is ordered separately.  
**Note:** FLW trim is not available in 32(629) or 32D(630).  
**Note:** Thumbpiece trims used with 8900 mortise lock exit devices are handed.  
**Note:** Pulls and thumb piece trims are not available in 14, 15, 26 or 26D.

Experience a safer  
and more open world

1-800-727-5477 • www.sargentlock.com

Options
<b>8900</b>
<b>Mechanical Options:</b>
12-
16-
19-
23-
31-
36-
37-
43-
53-
54-
55-
56-
56-HK-
57-
58-
59-
BC-59-
76-
85-
86-
87-
AL-
BT-
CPC-
LD-
PL-
** SG-
TL-
<b>Cylinder Options:</b>
10-
10-21-
10-63-
11-
11-21-
11-60-
11-63-
11-64-
11-70-7P-
11-72-7P-
11-73-7P-
11-65-73-7P-
21-
22-
51-
52-
60-
63-
64-
70-
72-
73-
65-73-
65-73-7P-
73-7P-
81-
82-
F1-82-
83-
F1-83-
84-
BR-
LC-
*SC-
*SE-

\* Options are not available with the following functions: 04 x ET, 16, 44, 75 & 76  
\*\* Only available with 15, 26D and 32D finishes

### Available Finishes

SARGENT Finishes	BHMA Finishes
03	605
04	606
09	611
10	612
10B	613
10BE	613E
10BL	613L
14	618
15	619
20D	624
26	625
26D	626
32	629
32D	630
BSP	—
WSP	—

Copyright © 1998-2021, SARGENT Manufacturing Company. All rights reserved. Reproduction in whole or in part without the express written permission of SARGENT Manufacturing Company is prohibited. Patent pending and/or patent: www.assaabloydss.com/patents.

# 8700 Functions and Trims

## 80 Series

### How to order:

Options	Series	Function	Rail Lgth	Trim	Hand	Outside Finish	Inside Finish	Door Width	Door Height	AFF
F1-83-	87	13	F	ETL	RHR	32D	10B	36"	84"	41"

### 700 Series ET Trim



Exits with ET Trim, specify lever design after the ET designation (e.g., ETL)

### Lever Designs for ET Controls

A, B, E, F, J, L, P, W  
Also available with Coastal Series & Studio Collection Levers

### ET Designation with Suffix (Used to order ET without device)

8700 Series: 706, 710, 713, 715, 740, 743, 744, 746, 773 & 774

### Freewheeling Trim

The lever rotates when the door is locked preventing excessive force from being applied to the horizontal lever.

### Electrified ET Trim

Voltage must be specified for the following functions: 73 and 74.  
Specify: 12VDC or 24VDC

SARGENT Function Numbers	ANSI Function Numbers	Description & Cylinder Info. (1-3/4" Door)	ANSI Type 2 8700 Panic & Fire
06	09	Key unlocks Trim, Trim retracts latch/ Trim relocks when key is removed #41 Cylinder Supplied	8706 x ET_
10	01	No outside operation (No Cylinder)*	8710
10	02	No outside operation (No Cylinder)* ET Control is used as Pull Only	8710 x ET_
13	08	Key Outside Unlocks/locks Trim #41 Cylinder Supplied	8713 x ET_
15	14	Passage Only (No cylinder)	8715 x ET_
40	02	Freewheeling Trim - No outside Operation (No Cylinder)* Dummy Trim	8740 x ET_
43	08	Freewheeling Trim - Key Outside Unlocks/locks Trim #41 Cylinder Supplied	8743 x ET_
46	09	Freewheeling Trim - Key unlocks Trim, Trim retracts latch/ relocks when key is removed #41 Cylinder Supplied	8746 x ET_
73		Electrified ET Trim - Fail Safe Power Off, Unlocks Lever (No Cylinder)*	8773 x ET_
74		Electrified ET Trim - Fail Secure Power Off, Locks Lever (No Cylinder)*	8774 x ET_

**Note:** Exit devices are available in all standard finishes, except 14, 15, 26 & 26D. With these finishes, exit devices are supplied in 32 or 32D to match accordingly. 32 or 32D is automatically supplied when 26 or 26D is specified. For nickel finishes, specify 14/32 or 15/32D to receive nickel finished trims and stainless exit devices.  
**Note:** AFF means Above Finished Floor, center line of rail Above Finished Floor  
\* Cylinder Override is available with a 306 Aux Control  
Example Order: 8773F 12V x ETMG x 306 x RHR x 32D x 36" w x 84" h

### 300 Series++ Auxiliary Control & 862 Pull



300 Series  
Aux. Control



862 Pull

SARGENT Function Numbers	ANSI Function Numbers	Description & Cylinder Info. (1-3/4" Door)	8700 Panic & Fire
06	12	Key unlocks Turn; Turn retracts latch/ Turn relocks when key is removed #41 Cylinder Supplied	8710 x 306
10	02	862 Pull Only (Optional Pulls: 863 & 864)	8710 x 862
13	11	Key Outside Unlocks/locks Turn #41 Cylinder Supplied	8710 x 313

**Note:** When ordering 8700 Series Exit Device x 300 Series Aux. Control, specify 10 Function for the exit. Example: 8710F x 306 x RHR x 32D x 42" x 90"

### Pull & Thumbpiece Trim Section

### Trim Designations

- Use three letter designations (Ex "PTB") when ordering the Exit Device with trim
- Use the six digit designation (Ex "866-MAL") when ordering trim without an Exit Device, always specify finish

SARGENT Function Numbers	ANSI Function Numbers	Description & Cylinder Info. (1-3/4" Door)	8700 Panic & Fire
10	02	Pull Only (No Cylinder)*	8710 x Trim Designation
28	15	Passage Only (No cylinder)	8728 x Trim Designation
62	06	Key unlocks Thumbpiece, Thumbpiece retracts latch/ Thumbpiece relocks when key is removed #34 Cylinder Supplied	8762 x Trim Designation
63	05	Key Outside Unlocks/ locks Thumbpiece #34 Cylinder Supplied	8763 x Trim Designation

\* Cylinder Override is available with a 306 Aux Control.  
**Note:** Thumbpiece trims for 62 and 63 function devices are identical and are identified as 66 function when trim is ordered separately.  
**Note:** FLW trim is not available in 32(629) or 32D(630).  
**Note:** Pulls and thumb piece trims are not available in 14, 15, 26 or 26D.

Experience a safer  
and more open world

Options 8700
<b>Mechanical Options:</b>
12-
14-
16-
19-
31-
36-
37-
43-
53-
54-
55-
56-
56-HK-
57-
58-
59-
BC-59-
76-
85-
86-
87-
AL-
BT-
CPC-
LD-
PL-
*SG-
TB-
TL-
<b>Cylinder Options:</b>
10-
10-21-
10-63-
11-
11-21-
11-60-
11-63-
11-64-
11-70-7P-
11-72-7P-
11-73-7P-
11-65-73-7P-
21-
22-
51-
52-
60-
63-
64-
70-
72-
73-
65-73-
65-73-7P-
73-7P-
81-
82-
F1-82-
83-
F1-83-
84-
BR-
LC-
SC-
SE-

\* Only available with 15, 26D and 32D finishes

### Available Finishes

SARGENT Finishes	BHMA Finishes
03	605
04	606
09	611
10	612
10B	613
10BE	613E
10BL	613L
14	618
15	619
20D	624
26	625
26D	626
32	629
32D	630
BSP	—
WSP	—

# NB-8700 Functions and Trims

## 80 Series

**How to order:** Options 12- Series NB-87 Function 13 Rail Lgth F Trim ETL Hand RHR Outside Finish 26D Inside Finish 32D Door Width 36" Door Height 84" AFF 41"

### 700 Series ET Trim



Exits with ET Trim, specify lever design after the ET designation (e.g., ETL)

### Lever Designs for ET Controls

A, B, E, F, J, L, P, W  
Also available with Coastal Series & Studio Collection Levers

### ET Designation with Suffix (Used to order ET without device)

NB-8700 Series: 706-8, 710, 713-8, 715-8, 740, 743-8, 746-8, 773-8 & 774-8

### Freewheeling Trim

The lever rotates when the door is locked preventing excessive force from being applied to the horizontal lever

### Electrified ET Trim

Voltage must be specified for the following functions: 73 and 74. Specify: 12VDC or 24VDC

SARGENT Function Numbers	ANSI Function Numbers	Description & Cylinder Info (1-3/4" Door)	ANSI Type 2 NB-8700 (Panic & Fire)
06	09	Key unlocks Trim, Trim retracts latch/ Trim relocks when key is removed #41 Cylinder Supplied	NB-8706 x ET_
10	01	No outside operation (No Cylinder)	NB-8710
10	02	No outside operation (No Cylinder) ET Control is used as Pull Only	NB-8710 x ET_
13	08	Key Outside unlocks/locks trim #41 Cylinder Supplied	NB-8713 x ET_
15	14	Passage Only (No cylinder)	NB-8715 x ET_
40	02	Freewheeling Trim - No outside operation (No Cylinder) Dummy Trim	NB-8740 x ET_
43	08	Freewheeling Trim - Key Outside Unlocks/locks Trim #41 Cylinder Supplied	NB-8743 x ET_
46	09	Freewheeling Trim - Key unlocks Trim, Trim retracts latch/ relocks when key is removed #41 Cylinder Supplied	NB-8746 x ET_
73		Electrified ET Trim - Fail Safe Power Off, Unlocks Lever (No Cylinder)*	NB-8773 x ET_
74		Electrified ET Trim - Fail Secure Power Off, Locks Lever (No Cylinder)*	NB-8774 x ET_

**Note:** Exit devices are available in all standard finishes, except 14, 15, 26 & 26D. With these finishes, exit devices are supplied in 32 or 32D to match accordingly. 32 or 32D is automatically supplied when 26 or 26D is specified. For nickel finishes, specify 14/32 or 15/32D to receive nickel finished trims and stainless exit devices


**Note:** AFF means Above Finished Floor, center line of rail Above Finished Floor

**Note:** 12-NB8700 devices require thermal pins

**Note:** 12-NB Applications require thermal pin. Thermal Pin supplied when ordered as a 12-NB Device.

\* Cylinder override is not available with NB-8700 Series Devices



NB-300 Series Auxiliary Control	SARGENT Function Numbers	ANSI Function Numbers	Description & Cylinder Info (1-3/4" Door)	NB-8700 Panic & Fire
	06	12	Key unlocks Turn, Turn retracts latch/ Turn relocks when key is removed #41 Cylinder Supplied	NB-8710 x 306
NB300 Series Aux. Control	13	11	Key Outside Unlocks/locks Turn #41 Cylinder Supplied	NB-8710 x 313

**Note:** When ordering NB-8700 Series Exit Device x 300 Series Aux. Control, specify 10 Function for the exit. Example: NB-8710F x NB-306 x RHR x 32D x 42" x 90"

**Note:** NB-300 Series auxiliary controls are only used with NB-8710 Devices. Auxiliary controls, ordered less hardware, for use with NB-8710 are specified as a NB-306 or NB-313 x finish.

### Options

#### NB-8700

#### Mechanical Options:

- 12-
- 16-
- 19-
- 31-
- 36-
- 37-
- 43-
- 53-
- 54-
- 55-
- 56-
- 56-HK-
- 57-
- 58-
- 59-
- 76-
- 85-
- 86-
- 87-
- AL-
- BT-
- CPC-
- LD-
- PL-
- \* SG-
- TB-
- TL-

#### Cylinder Options:

- 10-
- 10-21-
- 10-63-
- 11-
- 11-21-
- 11-60-
- 11-63-
- 11-64-
- 11-70-7P-
- 11-72-7P-
- 11-73-7P-
- 11-65-73-7P-
- 21-
- 22-
- 51-
- 52-
- 60-
- 63-
- 64-
- 70-
- 72-
- 73-
- 65-73-
- 65-73-7P-
- 73-7P-
- 81-
- 82-
- F1-82-
- 83-
- F1-83-
- 84-
- BR-
- LC-
- SC-
- SE-

\* Only available with 15, 26D and 32D finishes

### Available Finishes

SARGENT Finishes	BHMA Finishes
03	605
04	606
09	611
10	612
10B	613
10BE	613E
10BL	613L
14	618
15	619
20D	624
26	625
26D	626
32	629
32D	630
BSP	—
WSP	—

# MD8600 and NB-MD8600 Functions and Trims for Metal Doors

## 80 Series

**SARGENT**  
**ASSA ABLOY**

<b>How to order:</b>	<b>Options</b>	<b>Series</b>	<b>Function</b>	<b>Rail Lgth</b>	<b>Trim</b>	<b>Hand</b>	<b>Outside Finish</b>	<b>Inside Finish</b>	<b>Door Width</b>	<b>Door Height</b>	<b>AFF</b>	<b>Options</b>
	57-NB-	MD86	13	F	ETL	RHR	03	03	36"	84"	41"	<b>MD8600</b>

### 700 Series ET Trim



Exits with ET Trim, specify lever design after the ET designation (e.g., ETL)

### Lever Designs for ET Controls

A, B, E, F, J, L, P, W  
Also available with Coastal Series & Studio Collection Levers

### ET Designation with Suffix (Used to order ET without device)

MD8600 & NB-MD8600 Series:  
706-4, 710-4, 713-4, 715-4, 740-4,  
743-4, 746-4, 773-4, & 774-4

### Freewheeling Trim

The lever rotates when the door is locked preventing excessive force from being applied to the horizontal lever

### Electrified ET Trim

Voltage must be specified for the following functions: 73 and 74.  
Specify: 12VDC or 24VDC

SARGENT Function Numbers	ANSI Function Numbers	Description & Cylinder Info (1-3/4" Door)	ANSI Type 8 MD8600 Panic & Fire
06	09	Key unlocks Trim, Trim retracts latch/ Trim relocks when key is removed #41 Cylinder Supplied	MD8606 x ET_
10	01	No outside operation (No Cylinder)*	MD8610
10	02	No outside operation (No Cylinder)* ET Control is used as Pull Only	MD8610 x ET_
13	08	Key Outside Unlocks/locks Trim #41 Cylinder Supplied	MD8613 x ET_
15	14	Passage Only (No cylinder)	MD8615 x ET_
40	02	Freewheeling Trim - No outside Operation (No Cylinder)** Dummy Trim	MD8640 x ET_
43	08	Freewheeling Trim - Key Outside Unlocks/locks Trim #41 Cylinder Supplied	MD8643 x ET_
46	09	Freewheeling Trim - Key unlocks Trim, Trim retracts latch/ Trim relocks when key is removed #41 Cylinder Supplied	MD8646 x ET_
73		Electrified ET Trim - Fail Safe Power Off, Unlocks Lever (No Cylinder)*	MD8673 x ET_
74		Electrified ET Trim - Fail Secure Power Off, Locks Lever (No Cylinder)*	MD8674 x ET_

**Note:** Exit devices are available in all standard finishes, except 14, 15, 26 & 26D. With these finishes, exit devices are supplied in 32 or 32D to match accordingly. 32 or 32D is automatically supplied when 26 or 26D is specified. For nickel finishes, specify 14/32 or 15/32D to receive nickel finished trims and stainless exit devices.

**Note:** AFF means Above Finished Floor, center line of rail Above Finished Floor.

\* Cylinder Override is available with a 106 Aux Control  
Example Order: MD8673F 12V x ETMG x 106 x RHR x 32D x 36" w x 84" h

**Note:** NB8774 or NB8773 with 306 Aux needs to be ordered as a special request labeled "Alternate Construction". When ordered as a pair the inactive leaf should be ordered this way as well. There will be different templating that applies.

### 100 Series Auxiliary Control\* & 862 Pull



SARGENT Function Numbers	ANSI Function Numbers	Description & Cylinder Info (1-3/4" Door)	MD8600 Panic & Fire
06	12	Key unlocks Turn, Turn retracts latch/ Turn relocks when key is removed #41 Cylinder Supplied	MD8610 x 106
10	02	862 Pull Only (Optional Pulls: 863 & 864)	MD8610 x 862 Pull
13	11	Key Outside Unlocks/locks Turn #41 Cylinder Supplied	MD8610 x 113

**Note:** When ordering MD8600/NB-MD8600 Series Exit Device x 100 Series Aux. Control, specify 10 Function for the exit.  
Example: MD8610F x 106 x RHR x 32D x 42" x 90"

Mechanical Options:
12-
16-
19-
31-
36-
37-
43-
53-
54-
55-
56-
56-HK-
5LH
57-
58-
59-
BC-59-
76-
85-
86-
87-
AL-
BT-
CPC-
HC-
LD-
NB-
PL-
* SG-
TL-
WS-
Cylinder Options:
10-
10-21-
10-63-
11-
11-21-
11-60-
11-63-
11-64-
11-70-7P-
11-72-7P-
11-73-7P-
11-65-73-7P-
21-
22-
51-
52-
60-
63-
64-
70-
72-
73-
65-73-
65-73-7P-
73-7P-
81-
82-
F1-82-
83-
F1-83-
84-
BR-
LC-
SC-
SE-

\* Only available with 15, 26D and 32D finishes

### Available Finishes

SARGENT Finishes	BHMA Finishes
03	605
04	606
09	611
10	612
10B	613
10BE	613E
10BL	613L
14	618
15	619
20D	624
26	625
26D	626
32	629
32D	630
BSP	—
WSP	—

Experience a safer and more open world

1-800-727-5477 • www.sargentlock.com

19

Copyright © 1998-2021, SARGENT Manufacturing Company. All rights reserved. Reproduction in whole or in part without the express written permission of SARGENT Manufacturing Company is prohibited. Patent pending and/or patent: www.assaabloydss.com/patents.

10/21 90641

# AD8600 and NB-AD8600

## Functions and Trims for Aluminum Doors

### 80 Series

**SARGENT**  
**ASSA ABLOY**

How to order:	Options	Series	Function	Rail Lgth	Trim	Hand	Outside Finish	Inside Finish	Door Width	Door Height	AFF	Options
	56-NB-	AD86	13	F	ETL	RHR	15	32D	36"	84"	41"	AD8600

#### 700 Series ET Trim



Exits with ET Trim, specify lever design after the ET designation (e.g., ETL)

#### Lever Designs for ET Controls

A, B, E, F, J, L, P, W  
Also available with Coastal Series & Studio Collection Levers

#### ET Designation with Suffix (Used to order ET without device)

AD8600 & NB-AD8600 Series:  
706-4, 710-4, 713-4, 715-4, 740-4,  
743-4, 746-4, 773-4, & 774-4

#### Freewheeling Trim

The lever rotates when the door is locked preventing excessive force from being applied to the horizontal lever

#### Electrified ET Trim

Voltage must be specified for the following functions: 73 and 74.  
Specify: 12VDC or 24VDC

SARGENT Function Numbers	ANSI Function Numbers	Description & Cylinder Info (1-3/4" Door)	ANSI Type 8 AD8600 Panic
06	09	Key unlocks Trim, Trim retracts latch/ Trim relocks when key is removed #41 Cylinder Supplied	AD8606 x ET_
10	01	No outside operation (No Cylinder)*	AD8610
10	02	No outside operation (No Cylinder)* ET Control is used as Pull Only	AD8610 x ET_
13	08	Key Outside Unlocks/locks Trim #41 Cylinder Supplied	AD8613 x ET_
15	14	Passage Only (No cylinder)	AD8615 x ET_
40	02	Freewheeling Trim - No outside operation (No Cylinder)* Dummy Trim	AD8640 x ET_
43	08	Freewheeling Trim - Key Outside Unlocks/locks Trim #41 Cylinder Supplied	AD8643 x ET_
46	09	Freewheeling Trim - Key unlocks Trim, Trim retracts latch/ Trim relocks when key is removed #41 Cylinder Supplied	AD8646 x ET_
73		Electrified ET Trim - Fail Safe Power Off, Unlocks Lever (No Cylinder)*	AD8673 x ET_
74		Electrified ET Trim - Fail Secure Power Off, Locks Lever (No Cylinder)*	AD8674 x ET_

**Note:** Exit devices are available in all standard finishes, except 14, 15, 26 & 26D. With these finishes, exit devices are supplied in 32 or 32D to match accordingly. 32 or 32D is automatically supplied when 26 or 26D is specified. For nickel finishes, specify 14/32 or 15/32D to receive nickel finished trims and stainless exit devices

**Note:** AFF means Above Finished Floor, center line of rail Above Finished Floor

\* Cylinder Override is available with a 106 Aux Control

Example Order: AD8673F 12V x ETMG x 106 x RHR x 32D x 36" w x 84" h

#### 100 Series Auxiliary Control\* & 862 Pull



100 Series Aux. Control



862 Pull

SARGENT Function Numbers	ANSI Function Numbers	Description & Cylinder Info (1-3/4" Door)	AD8600 Panic
06	12	Key unlocks Turn, Turn retracts latch/ Turn relocks when key is removed #41 Cylinder Supplied	AD8610 x 106
10	02	862 Pull Only (Optional Pulls: 863 & 864)	AD8610 x 862 Pull
13	11	Key Outside Unlocks/locks Turn #41 Cylinder Supplied	AD8610 x 113

**Note:** When ordering AD8600/NB-AD8600 Series Exit Device x 100 Series Aux. Control, specify 10 Function for the exit.  
Example: AD8610F x 106 x RHR x 32D x 42" x 90"

#### Mechanical Options:

- 16-
- 19-
- 31-
- 36-
- 37-
- 43-
- 53-
- 54-
- 55-
- 56-
- 56-HK-
- 5LH
- 57-
- 58-
- 59-
- BC-59-
- 76-
- 85-
- 86-
- 87-
- AL-
- BT-
- CPC-
- LD-
- NB-
- PL-
- \* SG-
- TL-

#### Cylinder Options:

- 10-
- 10-21-
- 10-63-
- 11-
- 11-21-
- 11-60-
- 11-63-
- 11-64-
- 11-70-7P-
- 11-72-7P-
- 11-73-7P-
- 11-65-73-7P-
- 21-
- 22-
- 51-
- 52-
- 60-
- 63-
- 64-
- 70-
- 72-
- 73-
- 65-73-
- 65-73-7P-
- 73-7P-
- 81-
- 82-
- F1-82-
- 83-
- F1-83-
- 84-
- BR-
- LC-
- SC-
- SE-

\* Only available with 15, 26D and 32D finishes

#### Available Finishes

SARGENT Finishes	BHMA Finishes
03	605
04	606
09	611
10	612
10B	613
10BE	613E
10BL	613L
14	618
15	619
20D	624
26	625
26D	626
32	629
32D	630
BSP	—
WSP	—

Experience a safer  
and more open world

1-800-727-5477 • www.sargentlock.com

21

Copyright © 1998-2021, SARGENT Manufacturing Company. All rights reserved. Reproduction in whole or in part without the express written permission of SARGENT Manufacturing Company is prohibited. Patent pending and/or patent: www.assaabloydss.com/patents.

10/21 90641

# WD8600 and NB-WD8600

## Functions and Trims for Wood Doors

### 80 Series

**SARGENT**  
**ASSA ABLOY**

**How to order:** Options 58-NB- Series WD86 Function 13 Rail Lgth F Trim ETL Hand RHR Outside Finish 26D Inside Finish 32D Door Width 36" Door Height 84" AFF 41"

#### 700 Series ET Trim



Exits with ET Trim, specify lever design after the ET designation (e.g., ETL)

#### Lever Designs for ET Controls

A, B, E, F, J, L, P, W  
Also available with Coastal Series & Studio Collection Levers

#### ET Designation with Suffix (Used to order ET without device)

MD8600 & NB-MD8600 Series:  
706-4, 710-4, 713-4, 715-4, 740-4,  
743-4, 746-4, 773-4, & 774-4

#### Freewheeling Trim

The lever rotates when the door is locked preventing excessive force from being applied to the horizontal lever

#### Electrified ET Trim

Voltage must be specified for the following functions: 73 and 74.  
Specify: 12VDC or 24VDC

SARGENT Function Numbers	ANSI Function Numbers	Description & Cylinder Info (1-3/4" Door)	ANSI Type 7 WD8600 Panic & Fire
06	09	Key unlocks Trim, Trim retracts latch/Trim relocks when key is removed #41 Cylinder Supplied	WD8606 x ET_
10	01	No outside operation (No Cylinder)*	WD8610
10	02	No outside operation (No Cylinder)* ET Control is used as Pull Only	WD8610 x ET_
13	08	Key Outside Unlocks/locks Trim #41 Cylinder Supplied	WD8613 x ET_
15	14	Passage Only (No cylinder)	WD8615 x ET_
40	02	Freewheeling Trim - No outside operation (No Cylinder)* Dummy Trim	WD8640 x ET_
43	08	Freewheeling Trim - Key Outside Unlocks/locks Trim #41 Cylinder Supplied	WD8643 x ET_
46	09	Freewheeling Trim - Key unlocks Trim, Trim retracts latch/Trim relocks when key is removed #41 Cylinder Supplied	WD8646 x ET_
73		Electrified ET Trim - Fail Safe Power Off, Unlocks Lever (No Cylinder)*	WD8673 x ET_
74		Electrified ET Trim - Fail Secure Power Off, Locks Lever (No Cylinder)*	WD8674 x ET_

**Note:** Exit devices are available in all standard finishes, except 14, 15, 26 & 26D. With these finishes, exit devices are supplied in 32 or 32D to match accordingly. 32 or 32D is automatically supplied when 26 or 26D is specified. For nickel finishes, specify 14/32 or 15/32D to receive nickel finished trims and stainless exit devices.

**Note:** AFF means Above Finished Floor, center line of rail Above Finished Floor

\* Cylinder Override is available with a 106 Aux Control

Example Order: WD8673F 12V x ETMG x 106 x RHR x 32D x 36" w x 84" h

#### 100 Series Auxiliary Control\* & 862 Pull



SARGENT Function Numbers	ANSI Function Numbers	Description & Cylinder Info (1-3/4" Door)	WD8600 Panic & Fire
06	12	Key unlocks Turn, Turn retracts latch/ Turn relocks when key is removed #41 Cylinder Supplied	WD8610 x 106
10	02	862 Pull Only (Optional Pulls: 863 & 864)	WD8610 x 862 Pull
13	11	Key Outside Unlocks/locks Turn #41 Cylinder Supplied	WD8610 x 113

**Note:** When ordering WD8600/NB-WD8600 Series Exit Device x 100 Series Aux. Control, specify 10 Function for the exit.  
Example: WD8610F x 106 x RHR x 32D x 42" x 90"

#### Options WD8600

Mechanical Options:
12-
16-
19-
31-
36-
37-
43-
53-
54-
55-
56-
56-HK-
5LH
57-
58-
59-
BC-59-
76-
85-
86-
87-
AL-
BT-
CPC-
LD-
NB-
PL-
* SG-
TL-
Cylinder Options:
10-
10-21-
10-63-
11-
11-21-
11-60-
11-63-
11-64-
11-70-7P-
11-72-7P-
11-73-7P-
11-65-73-7P-
21-
22-
51-
52-
60-
63-
64-
70-
72-
73-
65-73-
65-73-7P-
73-7P-
81-
82-
F1-82-
83-
F1-83-
84-
BR-
LC-
SC-
SE-

\* Only available with 15, 26D and 32D finishes

#### Available Finishes

SARGENT Finishes	BHMA Finishes
03	605
04	606
09	611
10	612
10B	613
10BE	613E
10BL	613L
14	618
15	619
20D	624
26	625
26D	626
32	629
32D	630
BSP	—
WSP	—

Copyright © 1998-2021, SARGENT Manufacturing Company. All rights reserved. Reproduction in whole or in part without the express written permission of SARGENT Manufacturing Company is prohibited. Patent pending and/or patent: www.assaabloydss.com/patents.



# 8500 Narrow Design Rim Exit Device Functions & Trim

**SARGENT**  
**ASSA ABLOY**

## 80 Series

<b>How to order:</b>	<b>Options</b> F1-83-56	<b>Series</b> 85	<b>Function</b> 13	<b>Rail Lgth</b> F	<b>Trim</b> ETL	<b>Hand</b> RHR	<b>Outside Finish</b> 15	<b>Inside Finish</b> 32D	<b>Door Width</b> 36"
----------------------	----------------------------	---------------------	-----------------------	-----------------------	--------------------	--------------------	-----------------------------	-----------------------------	--------------------------

### 700 Series ET Trim



Exits with ET Trim, specify lever design after the ET designation (e.g., ETL)

### Lever Designs for ET Controls

A, B, E, F, J, L, P, W

Also available with Coastal Series & Studio Collection Levers

### ET Designation with Suffix (Used to order ET without device)

8500 Series: 704, 706-8, 710, 713-8, 715-8, 740, 743-8, 744, 746-8, 773-8 & 774-8

### Freewheeling Trim

The lever rotates when the door is locked preventing excessive force from being applied to the horizontal lever

### Electrified ET Trim

Voltage must be specified for the following functions: 73 and 74.  
Specify: 12VDC or 24VDC

SARGENT Function Numbers	ANSI Function Numbers	Description & Cylinder Info. (1-3/4" Door)	ANSI Type 4 8500 Panic
04*	03	Night Latch Key Retracts Latch #34 Cylinder Supplied	8504 x ET_
06	09	Key unlocks Trim, Trim retracts latch/ Trim relocks when key is removed #41 Cylinder Supplied	8506 x ET_
10	01	No outside operation (No Cylinder)	8510
10	02	No outside operation (No Cylinder) ET Control is used as Pull Only	8510 x ET_
13	08	Key Outside Unlocks/locks Trim #41 Cylinder Supplied	8513 x ET_
15	14	Passage Only (No cylinder)	8515 x ET_
40	02	Freewheeling Trim - No outside operation (No Cylinder) Dummy Trim	8540 x ET_
43	08	Freewheeling Trim - Key Outside Unlocks/locks Trim #41 Cylinder Supplied	8543 x ET_
44	03	Freewheeling Trim - Key Retracts Latch #34 Cylinder Supplied	8544 x ET_
46	09	Freewheeling Trim - Key unlocks Trim, Trim retracts latch/ Trim relocks when key is removed #41 Cylinder Supplied	8546 x ET_
73		Electrified ET Trim - Fail Safe Power Off, Unlocks Lever (No Cylinder)**	8573 x ET_
74		Electrified ET Trim - Fail Secure Power Off, Locks Lever (No Cylinder)**	8574 x ET_

**Note:** Exit devices are available in all standard finishes, except 14, 15, 26 & 26D. With these finishes, exit devices are supplied in 32 or 32D to match accordingly. 32 or 32D is automatically supplied when 26 or 26D is specified. For nickel finishes, specify 14/32 or 15/32D to receive nickel finished trims and stainless exit devices

\* Consult factory when using with cylinders from other manufacturers

\*\* Cylinder override is not available with 8500 Series Devices

Options
8500
<b>Mechanical Options:</b>
12- 16- 19- 31- 36- 37- 43- 53- 54- 55- 56- 56-HK- 57- 58- 59- 5CH- BC-59- 76- 85- 86- 87- AL- BT- CPC- GL- LD- PL- * SG- TL-
<b>Cylinder Options:</b>
10- 10-21- 10-63- 11- 11-21- 11-60- 11-63- 11-64- 11-70-7P- 11-72-7P- 11-73-7P- 11-65-73-7P- 21- 22- 51- 52- 60- 63- 64- 70- 72- 73- 65-73- 65-73-7P- 73-7P- 81- 82- F1-82- 83- F1-83- 84- BR- LC- SC- SE-

\* Only available with 15, 26D and 32D finishes

### Trim designations

### Series



8500 Panic

Pull Trim Section	SARGENT Function Numbers	ANSI Function Numbers	Description & Cylinder Info. (1-3/4" Door)
<p>862 Pull</p>	04	03	Night Latch Key Retracts Latch #34 Cylinder Supplied
	10	02	862 Pull Only (Optional Pulls: 863 & 864)

### Available Finishes

SARGENT Finishes	BHMA Finishes
03	605
04	606
09	611
10	612
10B	613
10BE	613E
10BL	613L
14	618
15	619
20D	624
26	625
26D	626
32	629
32D	630
BSP	—
WSP	—

Experience a safer  
and more open world

1-800-727-5477 • www.sargentlock.com

25

Copyright © 1998-2021, SARGENT Manufacturing Company. All rights reserved. Reproduction in whole or in part without the express written permission of SARGENT Manufacturing Company is prohibited. Patent pending and/or patent: www.assaabloydss.com/patents.

10/21 90641

# AD8500 Narrow Design Rim Exit Device Functions & Trim

**SARGENT**  
**ASSA ABLOY**

## 80 Series

<b>How to order:</b>	<b>Options</b> F1-83-56	<b>Series</b> AD85	<b>Function</b> 13	<b>Rail Lgth</b> F	<b>Trim</b> ETL	<b>Hand</b> RHR	<b>Outside Finish</b> 15	<b>Inside Finish</b> 32D	<b>Door Width</b> 36"
----------------------	----------------------------	-----------------------	-----------------------	-----------------------	--------------------	--------------------	-----------------------------	-----------------------------	--------------------------

### 700 Series ET Trim



Exits with ET Trim, specify lever design after the ET designation (e.g., ETL)

### Lever Designs for ET Controls

A, B, E, F, J, L, P, W

Also available with Coastal Series & Studio Collection Levers

### ET Designation with Suffix (Used to order ET without device)

AD8500 Series: 704, 706-8, 710, 713-8, 715-8, 740, 743-8, 744, 746-8, 773-8 & 774-8

### Freewheeling Trim

The lever rotates when the door is locked preventing excessive force from being applied to the horizontal lever

### Electrified ET Trim

Voltage must be specified for the following functions: 73 and 74. Specify: 12VDC or 24VDC

SARGENT Function Numbers	ANSI Function Numbers	Description & Cylinder Info. (1-3/4" Door)	ANSI Type 4 AD8500 Panic
04*	03	Night Latch Key Retracts Latch #34 Cylinder Supplied	AD8504 x ET_
06	09	Key unlocks Trim, Trim retracts latch/ Trim relocks when key is removed #41 Cylinder Supplied	AD8506 x ET_
10	01	No outside operation (No Cylinder)	AD8510
10	02	No outside operation (No Cylinder) ET Control is used as Pull Only	AD8510 x ET_
13	08	Key Outside Unlocks/locks Trim #41 Cylinder Supplied	AD8513 x ET_
15	14	Passage Only (No cylinder)	AD8515 x ET_
40	02	Freewheeling Trim - No outside operation (No Cylinder) Dummy Trim	AD8540 x ET_
43	08	Freewheeling Trim - Key Outside Unlocks/locks Trim #41 Cylinder Supplied	AD8543 x ET_
44	03	Freewheeling Trim - Key Retracts Latch #34 Cylinder Supplied	AD8544 x ET_
46	09	Freewheeling Trim - Key unlocks Trim, Trim retracts latch/ Trim relocks when key is removed #41 Cylinder Supplied	AD8546 x ET_
73		Electrified ET Trim - Fail Safe Power Off, Unlocks Lever (No Cylinder)**	AD8573 x ET_
74		Electrified ET Trim - Fail Secure Power Off, Locks Lever (No Cylinder)**	AD8574 x ET_

**Note:** Exit devices are available in all standard finishes, except 14, 15, 26 & 26D. With these finishes, exit devices are supplied in 32 or 32D to match accordingly. 32 or 32D is automatically supplied when 26 or 26D is specified. For nickel finishes, specify 14/32 or 15/32D to receive nickel finished trims and stainless exit devices

\* Consult factory when using with cylinders from other manufacturers

\*\* Cylinder override is not available with AD8500 Series Devices

### Options

#### AD8500

#### Mechanical Options:

12-  
16-  
19-  
31-  
36-  
37-  
43-  
53-  
54-  
55-  
56-  
56-HK-  
57-  
58-  
59-  
5CH-  
BC-59-  
76-  
85-  
86-  
87-  
AL-  
BT-  
CPC-  
GL-  
LD-  
PL-  
\* SG-  
TL-  
WS-

#### Cylinder Options:

10-  
10-21-  
10-63-  
11-  
11-21-  
11-60-  
11-63-  
11-64-  
11-70-7P-  
11-72-7P-  
11-73-7P-  
11-65-73-7P-  
21-  
22-  
51-  
52-  
60-  
63-  
64-  
70-  
72-  
73-  
65-73-  
65-73-7P-  
73-7P-  
81-  
82-  
F1-82-  
83-  
F1-83-  
84-  
BR-  
LC-  
SC-  
SE-

\* Only available with 15, 26D and 32D finishes

### Trim designations

Pull Trim Section	SARGENT Function Numbers	ANSI Function Numbers	Description & Cylinder Info. (1-3/4" Door)	AD8500 Panic
862 Pull	04	03	Night Latch Key Retracts Latch #34 Cylinder Supplied	AD8504 x 862 Pull only
	10	02	862 Pull Only (Optional Pulls: 863 & 864)	AD8510 x 862 Pull only

### Series



AD8500 Panic

### Available Finishes

SARGENT Finishes	BHMA Finishes
03	605
04	606
09	611
10	612
10B	613
10BE	613E
10BL	613L
14	618
15	619
20D	624
26	625
26D	626
32	629
32D	630
BSP	—
WSP	—

Experience a safer  
and more open world

1-800-727-5477 • www.sargentlock.com

27

Copyright © 1998-2021, SARGENT Manufacturing Company. All rights reserved. Reproduction in whole or in part without the express written permission of SARGENT Manufacturing Company is prohibited. Patent pending and/or patent: www.assaabloydss.com/patents.


10/21 90641

# 8300 Narrow Design Mortise Lock Exit Device Functions & Trim

## 80 Series

**SARGENT**  
**ASSA ABLOY**

How to order: Options 11- Series 83 Function 13 Rail Lgth F Trim ETL Hand RHR Outside Finish 26D Inside Finish 32D Door Width 36"

700 Series ET Trim	SARGENT Function Numbers	ANSI Function Numbers	Description & Cylinder Info (1-3/4" Door)	ANSI Type 10 8300 Panic & Fire
 <p>Exits with ET Trim, specify lever design after the ET designation (e.g., ETL)</p> <p><b>Lever Designs for ET Controls</b> A, B, E, F, J, L, P, W Also available with Coastal Series &amp; Studio Collection Levers</p> <p><b>ET Designation with Suffix (Used to order ET without device)</b> 8300 Series: 704, 710, 713, 715, 740, 743, 744, 773, 774, 775 &amp; 776</p> <p><b>Freewheeling Trim</b> The lever rotates when the door is locked preventing excessive force from being applied to the horizontal lever</p> <p><b>Electrified ET Trim and Electrified Mortise Locks</b> Voltage must be specified for the following functions: 73, 74, 75 and 76. Specify: 12VDC or 24VDC</p>	04	03	Night Latch Key Retracts Latch #46 Cylinder Supplied	8304 x ET_
	10	01	No outside operation (No Cylinder)	8310
	10	02	No outside operation (No Cylinder) ET Control is used as Pull Only	8310 x ET_
	13	08	Key Outside Unlocks/locks Trim #41 Cylinder Supplied	8313 x ET_
	15	14	Passage Only (No cylinder)	8315 x ET_
	40	02	Freewheeling Trim - No outside operation (No Cylinder) Dummy Trim	8340 x ET_
	43	08	Freewheeling Trim - Key Outside Unlocks/locks Trim #41 Cylinder Supplied	8343 x ET_
	44	03	Freewheeling Trim - Key Retracts Latch For 1-3/4" Door #46 Cylinder Supplied	8344 x ET_
	75*		Electrified ET Trim - Fail Safe Power Off, Unlocks Lever, Key Retracts Latch For 1-3/4" Door #46 Cylinder Supplied	8375 x ET_
	76**		Electrified ET Trim - Fail Secure Power Off, Locks Lever, Key Retracts Latch For 1-3/4" Door #46 Cylinder Supplied	8376 x ET_

**Note:** Exit devices are available in all standard finishes, except 14, 15, 26 & 26D. With these finishes, exit devices are supplied in 32 or 32D to match accordingly. 32 or 32D is automatically supplied when 26 or 26D is specified. For nickel finishes, specify 14/32 or 15/32D to receive nickel finished trims and stainless exit devices  
\* 75 Function without cylinder is available as a 73 Function  
\*\* 76 Function without cylinder is available as a 74 Function

### Pull & Thumbpiece Trim Section

#### Trim designations

- Use three letter designations (Ex "PTB") when ordering the Exit Device with trim
- Use the six digit designation (Ex "866-MAL") when ordering trim without an Exit Device, always specify finish & hand

#### Series

SARGENT Function Numbers	ANSI Function Numbers	Description & Cylinder Info. (1-3/4" Door)	814-FLL	814-FLW	814-MAL	814-PTB	814-ST5	8300 Panic & Fire
04	03	Night Latch-Key Retracts Latch #41 Cylinder Supplied	814-FLL	814-FLW	814-MAL	814-PTB	814-ST5	8304 x Trim Designation
10	02	No O/S Operation or Cylinder (Pull Only)	810-FLL	810-FLW	810-MAL	810-PTB	810-ST5	8310 x Trim Designation
28	15	Passage Only (No cylinder)	828-FLL	828-FLW	828-MAL	828-PTB	828-ST5	8328 x Trim Designation
63	05	Key Outside Unlocks/locks Thumbpiece #41 Cylinder Supplied	866-FLL	866-FLW	866-MAL	866-PTB	866-ST5	8363 x Trim Designation

**Note:** Thumbpiece Trims used with Mortise Lock Exit Devices are handed  
**Note:** Thumbpiece trims for 63 function devices are identified as 66 function when trim is ordered separately  
**Note:** FLW trim is not available in 32(629) or 32D(630)  
**Note:** Pulls and thumb piece trims are not available in 14, 15, 26 or 26D

Experience a safer  
and more open world

1-800-727-5477 • www.sargentlock.com

29

Options	
8300	
<b>Mechanical Options:</b>	
12- 16- 19- 23- *31 36- 37- 43- 53- 54- 55- 56- 56-HK- 57- 58- 59- BC-59- 76- 85- 86- 87- AL- BT- LD- *** SG- TL-	
<b>Cylinder Options:</b>	
10- 10-21- 10-63- 11- 11-21- 11-60- 11-63- 11-64- 11-70-7P- 11-72-7P- 11-73-7P- 11-65-73-7P- 21- 22- 51- 52- 60- 63- 64- 70- 72- 73- 65-73- 65-73-7P- 73-7P- 81- 82- F1-82- 83- F1-83- 84- BR- LC- *SC- *SE-	
<b>Available Finishes</b>	
SARGENT Finishes	
BHMA Finishes	
03	605
04	606
09	611
10	612
10B	613
10BE	613E
10BL	613L
14	618
15	619
20D	624
26	625
26D	626
32	629
32D	630
BSP	—
WSP	—

\* Options are not available with the following functions: 04, 44, 75 & 76  
\*\* For SC- & SE- options contact factory for availability  
\*\*\* Only available with 15, 26D and 32D finishes

Copyright © 1998-2021, SARGENT Manufacturing Company. All rights reserved. Reproduction in whole or in part without the express written permission of SARGENT Manufacturing Company is prohibited. Patent pending and/or patent: www.assaabloydss.com/patents.

# MD8400 and NB-MD8400

## Functions and Trims for Metal Doors

### 80 Series

How to order: Options Series Function Rail Lgth Trim Hand Outside Finish Inside Finish Door Width Door Height AFF  
55- NB-MD84 13 F ETL RHR 26D 32D 36" 84" 41"

#### 700 Series ET Trim



Exits with ET Trim, specify lever design after the ET designation (e.g., ETL)

#### Lever Designs for ET Controls

A, B, E, F, J, L, P, W  
Also available with Coastal Series & Studio Collection Levers

#### ET Designation with Suffix (Used to order ET without device)

MD8400 & NB-MD8400 Series: 706-4, 710-4, 713-4, 715-4, 740-4, 743-4, 746-4, 773-4, & 774-4

#### Freewheeling Trim

The lever rotates when the door is locked preventing excessive force from being applied to the horizontal lever

#### Electrified ET Trim

Voltage must be specified for the following functions: 73 and 74.  
Specify: 12VDC or 24VDC

SARGENT Function Numbers	ANSI Function Numbers	Description & Cylinder Info (1-3/4" Door)	ANSI Type 6 8400 Panic & Fire
06	09	Key unlocks Trim, Trim retracts latch/ Trim relocks when key is removed #41 Cylinder Supplied	MD8406 x ET_
10	01	No outside operation (No Cylinder)*	MD8410
10	02	No outside operation (No Cylinder)* ET Control is used as Pull Only	MD8410 x ET_
13	08	Key Outside Unlocks/locks Trim #41 Cylinder Supplied	MD8413 x ET_
15	14	Passage Only (No cylinder)	MD8415 x ET_
40	02	Freewheeling Trim - No outside operation (No Cylinder)* Dummy Trim	MD8440 x ET_
43	08	Freewheeling Trim - Key Outside Unlocks/locks Trim #41 Cylinder Supplied	MD8443 x ET_
46	09	Freewheeling Trim - Key unlocks Trim, Trim retracts latch/ Trim relocks when key is removed #41 Cylinder Supplied	MD8446 x ET_
73		Electrified ET Trim - Fail Safe Power Off, Unlocks Lever (No Cylinder)* Specify: 12VDC or 24VDC	MD8473 x ET_
74		Electrified ET Trim - Fail Secure Power Off, Locks Lever (No Cylinder)* Specify: 12VDC or 24VDC	MD8474 x ET_

**Note:** Exit devices are available in all standard finishes, except 14, 15, 26 & 26D. With these finishes, exit devices are supplied in 32 or 32D to match accordingly. 32 or 32D is automatically supplied when 26 or 26D is specified. For nickel finishes, specify 14/32 or 15/32D to receive nickel finished trims and stainless exit devices

**Note:** AFF means Above Finished Floor, center line of rail Above Finished Floor

\* Cylinder Override is available with a 106 Aux Control

Example Order: MD8473F 12V x ETMG x 106 x RHR x 32D x 36" w x 84" h

#### 100 Series Auxiliary Control\* & 862 Pull



100 Series Aux. Control



862 Pull

SARGENT Function Numbers	ANSI Function Numbers	Description & Cylinder Info	MD8400 Panic & Fire
06	12	Key unlocks Turn, Turn retracts latch/ Turn relocks when key is removed #41 Cylinder Supplied	MD8410 x 106
10	02	862 Pull Only (Optional Pulls: 863 & 864)	MD8410 x 862 Pull
13	11	Key Outside Unlocks/locks Turn #41 Cylinder Supplied	MD8410 x 113

**Note:** When ordering MD8400 Series Exit Device x 100 Series Aux. Control, specify 10 Function for the exit.

Example: MD8410F x 106 x RHR x 32D x 42" x 90"

Options MD8400
<b>Mechanical Options:</b>
12-
16-
19-
31-
36-
37-
43-
53-
54-
55-
56-
56-HK-
5LH
57-
58-
59-
BC-59-
76-
85-
86-
87-
AL-
BT-
CPC-
LD-
NB-
PL-
* SG-
TL-
<b>Cylinder Options:</b>
10-
10-21-
10-63-
11-
11-21-
11-60-
11-63-
11-64-
11-70-7P-
11-72-7P-
11-73-7P-
11-73-7P-
11-65-73-7P-
21-
22-
51-
52-
60-
63-
64-
70-
72-
73-
65-73-
65-73-7P-
73-7P-
81-
82-
F1-82-
83-
F1-83-
84-
BR-
LC-
SC-
SE-

\* Only available with 15, 26D and 32D finishes

Available Finishes	
SARGENT Finishes	BHMA Finishes
03	605
04	606
09	611
10	612
10B	613
10BE	613E
10BL	613L
14	618
15	619
20D	624
26	625
26D	626
32	629
32D	630
BSP	—
WSP	—

Copyright © 1998-2021, SARGENT Manufacturing Company. All rights reserved. Reproduction in whole or in part without the express written permission of SARGENT Manufacturing Company is prohibited. Patent pending and/or patent: www.assaabloydss.com/patents.

# AD8400 and NB-AD8400

## Functions and Trims for Aluminum Doors

### 80 Series



How to order: Options Series Function Rail Lgth Trim Hand Outside Finish Inside Finish Door Width Door Height AFF  
55- AD84 13 F ETL RHR 26D 32D 36" 84" 41"

#### 700 Series ET Trim



Exits with ET Trim, specify lever design after the ET designation (e.g., ETL)

#### Lever Designs for ET Controls

A, B, E, F, J, L, P, W  
Also available with Coastal Series & Studio Collection Levers

#### ET Designation with Suffix (Used to order ET without device)

8400 & NB-8400 Series: 706-4, 710-4, 713-4, 715-4, 740-4, 743-4, 746-4, 773-4, & 774-4

#### Freewheeling Trim

The lever rotates when the door is locked preventing excessive force from being applied to the horizontal lever

#### Electrified ET Trim

Voltage must be specified for the following functions: 73 and 74. Specify: 12VDC or 24VDC

SARGENT Function Numbers	ANSI Function Numbers	Description & Cylinder Info (1-3/4" Door)	ANSI Type 6 AD8400 Panic
06	09	Key unlocks Trim, Trim retracts latch/ Trim relocks when key is removed #41 Cylinder Supplied	AD8406 x ET_
10	01	No outside operation (No Cylinder)*	AD8410
10	02	No outside operation (No Cylinder)* ET Control is used as Pull Only	AD8410 x ET_
13	08	Key Outside Unlocks/locks Trim #41 Cylinder Supplied	AD8413 x ET_
15	14	Passage Only (No cylinder)	AD8415 x ET_
40	02	Freewheeling Trim - No outside operation (No Cylinder)* Dummy Trim	AD8440 x ET_
43	08	Freewheeling Trim - Key Outside Unlocks/locks Trim #41 Cylinder Supplied	AD8443 x ET_
46	09	Freewheeling Trim - Key unlocks Trim, Trim retracts latch/ Trim relocks when key is removed #41 Cylinder Supplied	AD8446 x ET_
73		Electrified ET Trim - Fail Safe Power Off, Unlocks Lever (No Cylinder)* Specify: 12VDC or 24VDC	AD8473 x ET_
74		Electrified ET Trim - Fail Secure Power Off, Locks Lever (No Cylinder)* Specify: 12VDC or 24VDC	AD8474 x ET_

**Note:** Exit devices are available in all standard finishes, except 14, 15, 26 & 26D. With these finishes, exit devices are supplied in 32 or 32D to match accordingly. 32 or 32D is automatically supplied when 26 or 26D is specified. For nickel finishes, specify 14/32 or 15/32D to receive nickel finished trims and stainless exit devices.

**Note:** AFF means Above Finished Floor, center line of rail Above Finished Floor

\* Cylinder Override is available with a 106 Aux Control

Example Order: AD8473F 12V x ETMG x 106 x RHR x 32D x 36" w x 84" h

#### 100 Series Auxiliary Control\* & 862 Pull



100 Series Aux. Control



862 Pull

SARGENT Function Numbers	ANSI Function Numbers	Description & Cylinder Info	AD8400 Panic
06	12	Key unlocks Turn, Turn retracts latch/ Turn relocks when key is removed #41 Cylinder Supplied	AD8410 x 106
10	02	862 Pull Only (Optional Pulls: 863 & 864)	AD8410 x 862 Pull
13	11	Key Outside Unlocks/locks Turn #41 Cylinder Supplied	AD8410 x 113

**Note:** When ordering 8400 Series Exit Device x 100 Series Aux. Control, specify 10 Function for the exit. Example: AD8410F x 106 x RHR x 32D x 42" x 90"

#### Options

##### AD8400

#### Mechanical Options:

16-  
19-  
31-  
36-  
37-  
43-  
53-  
54-  
55-  
56-  
56-HK-  
5LH  
57-  
58-  
59-  
BC-59-  
76-  
85-  
86-  
87-  
AL-  
BT-  
CPC-  
LD-  
NB-  
PL-  
\* SG-  
TL-

#### Cylinder Options:

10-  
10-21-  
10-63-  
11-  
11-21-  
11-60-  
11-63-  
11-64-  
11-70-7P-  
11-72-7P-  
11-73-7P-  
11-65-73-7P-  
21-  
22-  
51-  
52-  
60-  
63-  
64-  
70-  
72-  
73-  
65-73-  
65-73-7P-  
73-7P-  
81-  
82-  
83-  
F1-82-  
83-  
F1-83-  
84-  
BR-  
LC-  
SC-  
SE-

\* Only available with 15, 26D and 32D finishes

#### Available Finishes

SARGENT Finishes	BHMA Finishes
03	605
04	606
09	611
10	612
10B	613
10BE	613E
10BL	613L
14	618
15	619
20D	624
26	625
26D	626
32	629
32D	630
BSP	—
WSP	—

# LP & LR8600 Functions & Trims for Pairs of Doors

## 80 Series

How to order: Options Series Function Rail Lgth Trim Hand Outside Finish Inside Finish Door Width Door Height AFF  
55- LP86 13 F ETL RHR 14 32 36" 84" 41"

### 700 Series ET Trim



Exits with ET Trim, specify lever design after the ET designation (e.g., ETL)

### Lever Designs for ET Controls

A, B, E, F, J, L, P, W  
Also available with Coastal Series & Studio Collection Levers

### ET Designation with Suffix (Used to order ET without device)

LP8600 & LR8600 Series: 706-6, 710-6, 713-6, 715-6, 740-6, 743-6, 746-6, 773-6 & 774-6

### Freewheeling Trim

The lever rotates when the door is locked preventing excessive force from being applied to the horizontal lever

### Electrified ET Trim

Voltage must be specified for the following functions: 73 and 74. Specify: 12VDC or 24VDC

**Note:** LP & LR Exit devices should be ordered in pairs, for correct operation; one device engages the other. For single door applications, order LS Device

SARGENT Function Numbers	ANSI Function Numbers	Description & Cylinder Info (1-3/4" Door)	ANSI Type 2	
			LP8600 Panic & Fire	LR8600 Panic & Fire
06	09	Key unlocks Trim, Trim retracts latch/ Trim relocks when key is removed #41 Cylinder Supplied	LP8606 x ET_	LR8606 x ET_
10	01	No outside operation (No Cylinder)	LP8610	LR8610
10	02	No outside operation (No Cylinder) ET Control is used as Pull Only	LP8610 x ET_	LR8610 x ET_
13	08	Key Outside Unlocks/locks Trim #41 Cylinder Supplied	LP8613 x ET_	LR8613 x ET_
15	14	Passage Only (No cylinder)	LP8615 x ET_	LR8615 x ET_
40	02	Freewheeling Trim - No outside operation (No Cylinder) Dummy Trim	LP8640 x ET_	LR8640 x ET_
43	08	Freewheeling Trim - Key Outside Unlocks/locks Trim #41 Cylinder Supplied	LP8643 x ET_	LR8643 x ET_
46	09	Freewheeling Trim - Key unlocks Trim, Trim retracts latch/ Trim relocks when key is removed #41 Cylinder Supplied	LP8646 x ET_	LR8646 x ET_
73		Electrified ET Trim - Fail Safe Power Off, Unlocks Lever (No Cylinder)*	LP8673 x ET_	LR8673 x ET_
74		Electrified ET Trim - Fail Secure Power Off, Locks Lever (No Cylinder)*	LP8674 x ET_	LR8674 x ET_

**Note:** Exit devices are available in all standard finishes, except 14, 15, 26 & 26D. With these finishes, exit devices are supplied in 32 or 32D to match accordingly. 32 or 32D is automatically supplied when 26 or 26D is specified. For nickel finishes, specify 14/32 or 15/32D to receive nickel finished trims and stainless exit devices

**Note:** AFF means Above Finished Floor, center line of rail Above Finished Floor

\* Cylinder override is not available with LP & LR 8600 Series Devices

Options
LP & LR8600
<b>Mechanical Options:</b>
12-
16-
19-
36-
37-
54-
55-
56-
56-HK-
57-
58-
76-
85-
86-
87-
AL-
BT-
CPC-
LD-
PL-
* SG-
TL-
<b>Cylinder Options:</b>
10-
10-21-
10-63-
11-
11-21-
11-60-
11-63-
11-64-
11-70-7P-
11-72-7P-
11-73-7P-
11-65-73-7P-
21-
22-
51-
52-
60-
63-
64-
70-
72-
73-
65-73-
65-73-7P-
73-7P-
81-
82-
F1-82-
83-
F1-83-
84-
BR-
LC-
SC-
SE-

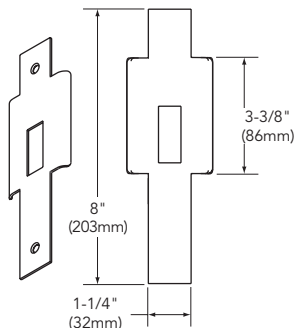
\* Only available with 15, 26D and 32D finishes

### Available Finishes

SARGENT Finishes	BHMA Finishes
03	605
04	606
09	611
10	612
10B	613
10BE	613E
10BL	613L
14	618
15	619
20D	624
26	625
26D	626
32	629
32D	630
BSP	—
WSP	—

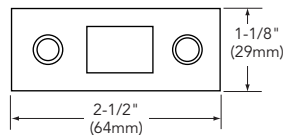
Copyright © 1998-2021, SARGENT Manufacturing Company. All rights reserved. Reproduction in whole or in part without the express written permission of SARGENT Manufacturing Company is prohibited. Patent pending and/or patent: www.assaabloydss.com/patents.

### 68-1183 Double Lipped LR Mortise Front



- Standard for LR8600
- Stainless steel only

### 650 Top Strike



- For application in metal frames
- Stainless steel

# LS8600 Functions and Trims

## 80 Series

**How to order:** Options Series Function Rail Lgth Trim Hand Outside Finish Inside Finish Door Width Door Height AFF  
55- LP86 13 F ETL RHR 26D 32D 36" 84" 41"

### 700 Series ET Trim



Exits with ET Trim, specify lever design after the ET designation (e.g., ETL)

### Lever Designs for ET Controls

A, B, E, F, J, L, P, W  
Also available with Coastal Series & Studio Collection Levers

### ET Designation with Suffix (Used to order ET without device)

LS8600 Series: 706-6, 710-6, 713-6, 715-6, 740-6, 743-6, 746-6, 773-6 & 774-6

### Freewheeling Trim

The lever rotates when the door is locked preventing excessive force from being applied to the horizontal lever

### Electrified ET Trim

Voltage must be specified for the following functions: 73 and 74.  
Specify: 12VDC or 24VDC

SARGENT Function Numbers	ANSI Function Numbers	Description & Cylinder Info (1-3/4" Door)	ANSI Type 12 LS8600 Panic & Fire
06	09	Key unlocks Trim, Trim retracts latch/ Trim relocks when key is removed #41 Cylinder Required & Supplied	LS8606 x ET_
10	01	No outside operation (No Cylinder)	LS8610
10	02	No outside operation (No Cylinder) ET Control is used as Pull Only	LS8610 x ET_
13	08	Key Outside Unlocks/locks Trim #41 Cylinder Required & Supplied	LS8613 x ET_
15	14	Passage Only (No cylinder)	LS8615 x ET_
40	02	Freewheeling Trim - No outside operation (No Cylinder) Dummy Trim	LS8640 x ET_
43	08	Freewheeling Trim - Key Outside Unlocks/locks Trim #41 Cylinder Supplied	LS8643 x ET_
46	09	Freewheeling Trim - Key unlocks Trim, Trim retracts latch/ Trim relocks when key is removed #41 Cylinder Required & Supplied	LS8646 x ET_
73		Electrified ET Trim - Fail Safe Power Off, Unlocks Lever (No Cylinder)*	LS8673 x ET_
74		Electrified ET Trim - Fail Secure Power Off, Locks Lever (No Cylinder)*	LS8674 x ET_

**Note:** Exit devices are available in all standard finishes, except 14, 15, 26 & 26D. With these finishes, exit devices are supplied in 32 or 32D to match accordingly. 32 or 32D is automatically supplied when 26 or 26D is specified. For nickel finishes, specify 14/32 or 15/32D to receive nickel finished trims and stainless exit devices

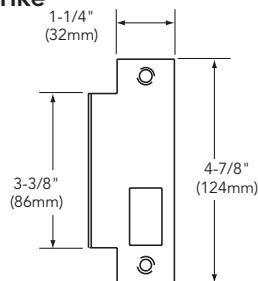
**Note:** AFF means Above Finished Floor, center line of rail Above Finished Floor

\* Cylinder override is not available with LP 8700 Series Devices

Options
LS8600
<b>Mechanical Options:</b>
12-
16-
19-
36-
37-
54-
55-
56-
56-HK-
57-
58-
76-
85-
86-
87-
AL-
BT-
CPC-
LD-
PL-
* SG-
TL-
<b>Cylinder Options:</b>
10-
10-21-
10-63-
11-
11-21-
11-60-
11-63-
11-64-
11-70-7P-
11-72-7P-
11-73-7P-
11-65-73-7P-
21-
22-
51-
52-
60-
63-
64-
70-
72-
73-
65-73-
65-73-7P-
73-7P-
81-
82-
F1-82-
83-
F1-83-
84-
BR-
LC-
SC-
SE-

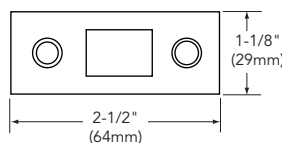
\* Only available with 15, 26D and 32D finishes

### C7710 Mortise Centercase Strike



- Standard for LS8600
- Handed
- Stainless steel only

### 650 Top Strike



- For application in metal frames
- Stainless steel
- Top strike for Panic & Fire Rated

### Available Finishes

SARGENT Finishes	BHMA Finishes
03	605
04	606
09	611
10	612
10B	613
10BE	613E
10BL	613L
14	618
15	619
20D	624
26	625
26D	626
32	629
32D	630
BSP	—
WSP	—

Experience a safer and more open world

# MD8600 and NB-MD8600

## Functions and Trims for Metal Doors

### 80 Series



**SARGENT**  
**ASSA ABLOY**

**How to order:** Options 57-NB- Series MD86 Function 13 Rail Lgth F Trim ETL Hand RHR Outside Finish 03 Inside Finish 03 Door Width 36" Door Height 84" AFF 41"

#### 700 Series ET Trim



Exits with ET Trim, specify lever design after the ET designation (e.g., ETL)

#### Lever Designs for ET Controls

A, B, E, F, J, L, P, W  
Also available with Coastal Series & Studio Collection Levers

#### ET Designation with Suffix (Used to order ET without device)

MD8600 & NB-MD8600 Series:  
706-4, 710-4, 713-4, 715-4, 740-4, 743-4, 746-4, 773-4, & 774-4

#### Freewheeling Trim

The lever rotates when the door is locked preventing excessive force from being applied to the horizontal lever

#### Electrified ET Trim

Voltage must be specified for the following functions: 73 and 74.  
Specify: 12VDC or 24VDC

SARGENT Function Numbers	ANSI Function Numbers	Description & Cylinder Info (1-3/4" Door)	ANSI Type 8 MD8600 Panic & Fire
06	09	Key unlocks Trim, Trim retracts latch/ Trim relocks when key is removed #41 Cylinder Supplied	MD8606 x ET_
10	01	No outside operation (No Cylinder)*	MD8610
10	02	No outside operation (No Cylinder)* ET Control is used as Pull Only	MD8610 x ET_
13	08	Key Outside Unlocks/locks Trim #41 Cylinder Supplied	MD8613 x ET_
15	14	Passage Only (No cylinder)	MD8615 x ET_
40	02	Freewheeling Trim - No outside Operation (No Cylinder)* Dummy Trim	MD8640 x ET_
43	08	Freewheeling Trim - Key Outside Unlocks/locks Trim #41 Cylinder Supplied	MD8643 x ET_
46	09	Freewheeling Trim - Key unlocks Trim, Trim retracts latch/ Trim relocks when key is removed #41 Cylinder Supplied	MD8646 x ET_
73		Electrified ET Trim - Fail Safe Power Off, Unlocks Lever (No Cylinder)*	MD8673 x ET_
74		Electrified ET Trim - Fail Secure Power Off, Locks Lever (No Cylinder)*	MD8674 x ET_

**Note:** Exit devices are available in all standard finishes, except 14, 15, 26 & 26D. With these finishes, exit devices are supplied in 32 or 32D to match accordingly. 32 or 32D is automatically supplied when 26 or 26D is specified. For nickel finishes, specify 14/32 or 15/32D to receive nickel finished trims and stainless exit devices  
**Note:** AFF means Above Finished Floor, center line of rail Above Finished Floor  
\* Cylinder Override is available with a 106 Aux Control  
Example Order: MD8673F 12V x ETMG x 106 x RHR x 32D x 36" w x 84" h

#### 100 Series Auxiliary Control\* & 862 Pull



SARGENT Function Numbers	ANSI Function Numbers	Description & Cylinder Info (1-3/4" Door)	MD8600 Panic & Fire
06	12	Key unlocks Turn, Turn retracts latch/ Turn relocks when key is removed #41 Cylinder Supplied	MD8610 x 106
10	02	862 Pull Only (Optional Pulls: 863 & 864)	MD8610 x 862 Pull
13	11	Key Outside Unlocks/locks Turn #41 Cylinder Supplied	MD8610 x 113

**Note:** When ordering MD8600/NB-MD8600 Series Exit Device x 100 Series Aux. Control, specify 10 Function for the exit.  
Example: MD8610F x 106 x RHR x 32D x 42" x 90"

Options
<b>MD8600</b>
<b>Mechanical Options:</b>
12- 16- 19- 31- 36- 37- 43- 53- 54- 55- 56- 56-HK- 5LH 57- 58- 59- BC-59- 76- 85- 86- 87- AL- BT- CPC- HC- LD- NB- PL- * SG- TL- WS-
<b>Cylinder Options:</b>
10- 10-21- 10-63- 11- 11-21- 11-60- 11-63- 11-64- 11-70-7P- 11-72-7P- 11-73-7P- 11-65-73-7P- 21- 22- 51- 52- 60- 63- 64- 70- 72- 73- 65-73- 65-73-7P- 73-7P- 81- 82- F1-82- 83- F1-83- 84- BR- LC- SC- SE-

\* Only available with 15, 26D and 32D finishes

#### Available Finishes

SARGENT Finishes	BHMA Finishes
03	605
04	606
09	611
10	612
10B	613
10BE	613E
10BL	613L
14	618
15	619
20D	624
26	625
26D	626
32	629
32D	630
BSP	—
WSP	—

Experience a safer  
and more open world

1-800-727-5477 • www.sargentlock.com

**39**

Copyright © 1998-2021, SARGENT Manufacturing Company. All rights reserved. Reproduction in whole or in part without the express written permission of SARGENT Manufacturing Company is prohibited. Patent pending and/or patent: www.assaabloydss.com/patents.

10/21 90641



# UL Listed Hurricane-Resistant HC8800 Functions and Trims

## 80 Series



**SARGENT**  
**ASSA ABLOY**

How to order: Options 12 Series HC88 Function 13 Rail Lgth F Trim ETL Hand RHR Outside Finish 15 Inside Finish 32D Door Width 36" Options for HC8800

### 700 Series ET Trim



Exits with ET Trim, specify lever design after the ET designation (e.g., ETL)

### Lever Designs for ET Controls

A, B, E, F, J, L, P, W  
Also available with Coastal Series & Studio Collection Levers

### ET Designation with Suffix (Used to order ET without device)

HC-8800 Series: 704, 706-8, 710, 713-8, 715-8, 740, 743-8, 744, 746-8, 773-8, 774-8, 775-8 & 776-8

### Freewheeling Trim

The lever rotates when the door is locked preventing excessive force from being applied to the horizontal lever

### Electrified ET Trim

Voltage must be specified for the following functions: 73, 74, 75 and 76.  
Specify: 12VDC or 24VDC

SARGENT Function Numbers	ANSI Function Numbers	Description & Cylinder Info (1-3/4" Door)	ANSI Type 1 HC8800 Panic & Fire
04	03	Night Latch Key Retracts Latch #34 Cylinder Supplied	HC8804 x ET_
06	09	Key unlocks Trim, Trim retracts latch/ Trim relocks when key is removed #41 Cylinder Supplied	HC8806 x ET_
10	01	No outside operation (No Cylinder)	HC8810
10	02	No outside operation (No Cylinder) ET Control is used as Pull Only	HC8810 x ET_
13	08	Key Outside Unlocks/locks Trim #41 Cylinder Supplied	HC8813 x ET_
15	14	Passage Only (No cylinder)	HC8815 x ET_
40	02	Freewheeling Trim - No outside operation (No Cylinder) Dummy Trim	HC8840 x ET_
43	08	Freewheeling Trim - Key Outside Unlocks/locks Trim #41 Cylinder Supplied	HC8843 x ET_
44	03	Freewheeling Trim - Key Retracts Latch #34 Cylinder Supplied	HC8844 x ET_
46	09	Freewheeling Trim - Key unlocks Trim, Trim retracts latch/ Trim relocks when key is removed #41 Cylinder Supplied	HC8846 x ET_
75*		Electrified ET Trim - Fail Safe Power Off, Unlocks Lever, Key Retracts Latch #34 Cylinder Supplied	HC8875 x ET_
76**		Electrified ET Trim - Fail Secure Power Off, Locks Lever, Key Retracts Latch #34 Cylinder Supplied	HC8876 x ET_

**Note:** Exit devices are available in all standard finishes, except 14, 15, 26 & 26D. With these finishes, exit devices are supplied in 32 or 32D to match accordingly. 32 or 32D is automatically supplied when 26 or 26D is specified. For nickel finishes, specify 14/32 or 15/32D to receive nickel finished trims and stainless exit devices

- \* 75 Function without cylinder is available as a 73 Function
- \*\* 76 Function without cylinder is available as a 74 Function

### Mechanical Options:

- 12-
- 16-
- 19-
- 31-
- 36-
- 37-
- 43-
- 54-
- 55-
- 56-
- 56-HK-
- 57-
- 58-
- 76-
- 85-
- 86-
- 87-
- BT-
- CPC-
- LD-
- PL-
- \* SG-
- TB-
- TL-

### Cylinder Options:

- 10-
- 10-21-
- 10-63-
- 11-
- 11-21-
- 11-60-
- 11-63-
- 11-64-
- 11-70-7P-
- 11-72-7P-
- 11-73-7P-
- 11-65-73-7P-
- 21-
- 22-
- 51-
- 52-
- 60-
- 63-
- 64-
- 70-
- 72-
- 73-
- 65-73-
- 65-73-7P-
- 73-7P-
- 81-
- 82-
- F1-82-
- 83-
- F1-83-
- 84-
- BR-
- LC-
- SC-
- SE-

\* Only available with 15, 26D and 32D finishes

### Trim Designations

- Use three letter designations (Ex "PTB") when ordering the Exit Device with Trim
- Use the six digit designation (Ex "814-MSL") when ordering trim without an Exit Device, always specify finish

### Pull Section

SARGENT Function Numbers ANSI Function Numbers Description & Cylinder Info. (1-3/4" Door)

SARGENT Function Numbers	ANSI Function Numbers	Description & Cylinder Info. (1-3/4" Door)	814-FSL*	814-FSW*	814-MSL*	814-PSB*	814-ST5	HC800 Panic & Fire
04	03	Night Latch-Key Retracts Latch #34 Cylinder Supplied	814-FSL*	814-FSW*	814-MSL*	814-PSB*	814-ST5	HC8804 x Trim Designation
10	02	No O/S Operation or Cylinder (Pull Only)	810-FLL	810-FLW	810-MAL	810-PTB	810-ST5	HC8810 x Trim Designation

\* FSL, FSW, MSL and PSB trims are used with (HC-& 12-) 8888 and 8804 only and are the same as FLL, FLW, MAL and PTB pulls except for cylinder hole located 3/8" (9mm) lower

**Note:** FLW & FSW trims are not available in 32(629) or 32D(630)

**Note:** Pulls and thumb piece trims are not available in 14, 15, 26 or 26D

Experience a safer  
and more open world

### Series



### Available Finishes

SARGENT Finishes	BHMA Finishes
03	605
04	606
09	611
10	612
10B	613
10BE	613E
10BL	613L
14	618
15	619
20D	624
26	625
26D	626
32	629
32D	630
BSP	—
WSP	—

# UL Listed Hurricane-Resistant WS8800 Functions and Trims

## 80 Series



**SARGENT**  
**ASSA ABLOY**

How to order: Options 12 Series WS88 Function 13 Rail Lgth F Trim ETL Hand RHR Outside Finish 15 Inside Finish 32D Door Width 36"

### 700 Series ET Trim



Exits with ET Trim, specify lever design after the ET designation (e.g., ETL)

SARGENT Function Numbers	ANSI Function Numbers	Description & Cylinder Info (1-3/4" Door)	ANSI Type 1 WS8800 Panic & Fire
04	03	Night Latch Key Retracts Latch #34 Cylinder Supplied	WS8804 x ET_
06	09	Key unlocks Trim, Trim retracts latch/ Trim relocks when key is removed #41 Cylinder Supplied	WS8806 x ET_
10	01	No outside operation (No Cylinder)	WS8810
10	02	No outside operation (No Cylinder) ET Control is used as Pull Only	WS8810 x ET_
13	08	Key Outside Unlocks/locks Trim #41 Cylinder Supplied	WS8813 x ET_
15	14	Passage Only (No cylinder)	WS8815 x ET_
40	02	Freewheeling Trim - No outside Operation (No Cylinder) Dummy Trim	WS8840 x ET_
43	08	Freewheeling Trim - Key Outside Unlocks/locks Trim #41 Cylinder Supplied	WS8843 x ET_
44	03	Freewheeling Trim - Key Retracts Latch #34 Cylinder Supplied	WS8844 x ET_
46	09	Freewheeling Trim - Key unlocks Trim, Trim retracts latch/ Trim relocks when key is removed #41 Cylinder Supplied	WS8846 x ET_
75*		Electrified ET Trim - Fail Safe Power Off, Unlocks Lever, Key Retracts Latch #34 Cylinder Supplied	WS8875 x ET_
76**		Electrified ET Trim - Fail Secure Power Off, Locks Lever, Key Retracts Latch #34 Cylinder Supplied	WS8876 x ET_

### Lever Designs for ET Controls

A, B, E, F, J, L, P, W  
Also available with Coastal Series & Studio Collection Levers

### ET Designation with Suffix (Used to order ET without device)

HC-8800 Series: 704, 706-8, 710, 713-8, 715-8, 740, 743-8, 744, 746-8, 773-8, 774-8, 775-8 & 776-8

### Freewheeling Trim

The lever rotates when the door is locked preventing excessive force from being applied to the horizontal lever

### Electrified ET Trim

Voltage must be specified for the following functions: 73, 74, 75 and 76.  
Specify: 12VDC or 24VDC

### Options for HC8800 & WS8800

#### Mechanical Options:

- 12-
- 16-
- 19-
- 31-
- 36-
- 37-
- 43-
- 54-
- 55-
- 56-
- 56-HK-
- 57-
- 58-
- 76-
- 85-
- 86-
- 87-
- BT-
- CPC-
- LD-
- PL-
- \* SG-
- TB-
- TL-

#### Cylinder Options:

- 10-
- 10-21-
- 10-63-
- 11-
- 11-21-
- 11-60-
- 11-63-
- 11-64-
- 11-70-7P-
- 11-72-7P-
- 11-73-7P-
- 11-65-73-7P-
- 21-
- 22-
- 51-
- 52-
- 60-
- 63-
- 64-
- 70-
- 72-
- 73-
- 65-73-
- 65-73-7P-
- 73-7P-
- 81-
- 82-
- F1-82-
- 83-
- F1-83-
- 84-
- BR-
- LC-
- SC-
- SE-

\* Only available with 15, 26D and 32D finishes

**Note:** Exit devices are available in all standard finishes, except 14, 15, 26 & 26D. With these finishes, exit devices are supplied in 32 or 32D to match accordingly. 32 or 32D is automatically supplied when 26 or 26D is specified. For nickel finishes, specify 14/32 or 15/32D to receive nickel finished trims and stainless exit devices  
\* 75 Function without cylinder is available as a 73 Function  
\*\* 76 Function without cylinder is available as a 74 Function

### Trim Designations

- Use three letter designations (Ex "PTB") when ordering the Exit Device with trim
- Use the six digit designation (Ex "810-MAL") when ordering trim without an Exit Device, always specify finish

### Pull Section

SARGENT Function Numbers	ANSI Function Numbers	Description & Cylinder Info. (1-3/4" Door)	814-FSL*	814-FSW*	814-MSL*	814-PSB*	814-ST5	Series
04	03	Night Latch-Key Retracts Latch #34 Cylinder Supplied						WS8800 Panic & Fire
10	02	No O/S Operation or Cylinder (Pull Only)	810-FLL	810-FLW	810-MAL	810-PTB	810-ST5	WS8810 x Trim Designation

\* FSL, FSW, MSL and PSB trims are used with (HC-& 12-) 8888 and 8804 only and are the same as FLL, FLW, MAL and PTB pulls except for cylinder hole located 3/8" (9mm) lower  
**Note:** FLW & FSW trims are not available in 32(629) or 32D(630)  
**Note:** Pulls and thumb piece trims are not available in 14, 15, 26 or 26D

Experience a safer  
and more open world

### Available Finishes

SARGENT Finishes	BHMA Finishes
03	605
04	606
09	611
10	612
10B	613
10BE	613E
10BL	613L
14	618
15	619
20D	624
26	625
26D	626
32	629
32D	630
BSP	—
WSP	—

# UL Listed Hurricane-Resistant WS8900 Functions and Trims

## 80 Series



**SARGENT**  
**ASSA ABLOY**

**How to order:** Options 11-63- Series WS89 Function 13 Rail Lgth F Trim ETL Hand RHR Outside Finish 14 Inside Finish 32 Door Width 36"

### 700 Series ET Trim



Exits with ET Trim, specify lever design after the ET designation (e.g., ETL)

### Lever Designs for ET Controls

A, B, E, F, J, L, P, W  
Also available with Coastal Series & Studio Collection Levers

### ET Designation with Suffix (Used to order ET without device)

WS8900 Series: 704, 706, 710, 713, 715, 716, 740, 743, 744, 773, 774, 775 & 776

### Freewheeling Trim

The lever rotates when the door is locked preventing excessive force from being applied to the horizontal lever

### Electrified ET Trim and Electrified Mortise Locks

Voltage must be specified for the following functions: 73, 74, 75 and 76.

Specify: 12VDC or 24VDC

SARGENT Function Numbers	ANSI Function Numbers	Description & Cylinder Info (1-3/4" Door)	WS8900 Panic & Fire
04	03	Night Latch Key Retracts Latch #46 Cylinder Supplied	WS8904 x ET_
06	09	Key unlocks Trim, Trim retracts Latch/ Trim relocks when key is removed #41 Cylinder Supplied	WS8906 x ET_
10	01	No outside operation (No Cylinder)	WS8910
10	02	No outside operation (No Cylinder) ET Control is used as Pull Only	WS8910 x ET_
13	08	Key Outside Unlocks/locks Trim #41 Cylinder Supplied	WS8913 x ET_
15	14	Passage Only (No cylinder)	WS8915 x ET_
16	10	Key Outside Retracts Latch; Key Inside Unlocks/Locks O/S Trim O/S #46 & I/S #34 Cylinder Supplied	WS8916 x ET_
40	02	Freewheeling Trim - No outside operation (No Cylinder) Dummy Trim	WS8940 x ET_
43	08	Freewheeling Trim - Key Outside Unlocks/locks Trim #41 Cylinder Supplied	WS8943 x ET_
44	03	Freewheeling Trim - Key Retracts Latch For 1-3/4" Door #46 Cylinder Supplied	WS8944 x ET_
75*		Electrified ET Trim - Fail Safe Power Off, Unlocks Lever, Key Retracts Latch For 1-3/4" Door #46 Cylinder Supplied	WS8975 x ET_
76**		Electrified ET Trim - Fail Secure Power Off, Locks Lever, Key Retracts Latch For 1-3/4" Door #46 Cylinder Supplied	WS8976 x ET_

**Note:** Exit devices are available in all standard finishes, except 14, 15, 26 & 26D. With these finishes, exit devices are supplied in 32 or 32D to match accordingly. 32 or 32D is automatically supplied when 26 or 26D is specified. For nickel finishes, specify 14/32 or 15/32D to receive nickel finished trims and stainless exit devices  
\* 75 Function without cylinder is available as a 73 Function  
\*\* 76 Function without cylinder is available as a 74 Function

### Pull & Thumbpiece Trim Section

### Trim Designations

- Use three letter designations (Ex "PTB") when ordering the Exit Device with trim
- Use the six digit designation (Ex "866-MAL") when ordering trim without an Exit Device, always specify finish & hand

SARGENT Function Numbers	ANSI Function Numbers	Description & Cylinder Info. (1-3/4" Door)	814-FLL	814-FLW	814-MAL	814-PTB	814-STB	814-STC	WS8900 Panic & Fire
04	03	Night Latch Key Retracts Latch #41 Cylinder Supplied	814-FLL	814-FLW	814-MAL	814-PTB	814-STB	814-STC	WS8904 x Trim Designation
10	02	No O/S Operation or Cylinder (Pull Only)	810-FLL	810-FLW	810-MAL	810-PTB	810-STB	810-STC	WS8910 x Trim Designation
28	15	Passage Only (No cylinder)	828-FLL	828-FLW	828-MAL	828-PTB	828-STB	828-STC	WS8928 x Trim Designation
63	05	Key Outside Unlocks/ locks Thumbpiece #41 Cylinder Supplied	866-FLL	866-FLW	866-MAL	866-PTB	866-STB	866-STC	WS8963 x Trim Designation
66	07	Key Outside Retracts Latch; Key Inside Unlocks/Locks O/S Trim O/S #34 & I/S #41 Supplied	866-FLL	866-FLW	866-MAL	866-PTB	866-STB	866-STC	WS8966 x Trim Designation

**Note:** Thumbpiece trims for 63 and 66 function devices are identical and are identified as 66 function when trim is ordered separately

**Note:** FLW trim is not available in 32(629) or 32D(630)

**Note:** Thumbpiece Trims used with Mortise Lock Exit Devices are handed

**Note:** Pulls and thumb piece trims are not available in 14, 15, 26 or 26D

Experience a safer  
and more open world

1-800-727-5477 • www.sargentlock.com

45

**Options**

**WS8900**

**Mechanical Options:**

- 12-
- 16-
- 19-
- 23-
- 31-
- 36-
- 37-
- 43-
- 54-
- 55-
- 56-
- 56-HK-
- 57-
- 58-
- 76-
- 85-
- 86-
- 87-
- BT-
- CPC-
- LD-
- PL-
- \*\* SG-
- TL-

**Cylinder Options:**

- 10-
- 10-21-
- 10-63-
- 11-
- 11-21-
- 11-60-
- 11-63-
- 11-64-
- 11-70-7P-
- 11-72-7P-
- 11-73-7P-
- 11-65-73-7P-
- 21-
- 22-
- 51-
- 52-
- 59-
- 60-
- 63-
- 64-
- 70-
- 72-
- 73-
- 65-73-7P-
- 65-73-7P-
- 73-7P-
- 81-
- 82-
- F1-82-
- 83-
- F1-83-
- 84-
- BR-
- LC-
- \*SC-
- \*SE-

\* Options are not available with the following functions: 04 x ET, 16, 44, 75 & 76

\*\* Only available with 15, 26D and 32D finishes

### Available Finishes

SARGENT Finishes	BHMA Finishes
03	605
04	606
09	611
10	612
10B	613
10BE	613E
10BL	613L
14	618
15	619
20D	624
26	625
26D	626
32	629
32D	630
BSP	—
WSP	—

Copyright © 1998-2021, SARGENT Manufacturing Company. All rights reserved. Reproduction in whole or in part without the express written permission of SARGENT Manufacturing Company is prohibited. Patent pending and/or patent: www.assaabloydss.com/patents.

# UL Listed Hurricane Resistant HC4-8700 Functions and Trims

## 80 Series



**SARGENT**  
**ASSA ABLOY**

**How to order:** Options 10-63- Series HC4-87 Function 13 Rail Lgth F Trim ETL Hand RHR Outside Finish 15 Inside Finish 32D Door Width 36" Door Height 84" AFF 41"

### 700 Series ET Trim



Exits with ET Trim, specify lever design after the ET designation (e.g., ETL)

### Lever Designs for ET Controls

A, B, E, F, J, L, P, W  
Also available with Coastal Series & Studio Collection Levers

### ET Designation with Suffix (Used to order ET without device)

HC4-8700 Series: 706, 710, 713, 715, 740, 743, 746, 773 & 774

### Freewheeling Trim

The lever rotates when the door is locked preventing excessive force from being applied to the horizontal lever

### Electrified ET Trim

Voltage must be specified for the following functions: 73 and 74.  
Specify: 12VDC or 24VDC

SARGENT Function Numbers	ANSI Function Numbers	Description & Cylinder Info (1-3/4" Door)	ANSI Type 2 HC4-8700 Panic & Fire
06	09	Key unlocks Trim, Trim retracts latch/ Trim relocks when key is removed #41 Cylinder Supplied	HC4-8706 x ET_
10	01	No outside operation (No Cylinder)	HC4-8710
10	02	No outside operation (No Cylinder) ET Control is used as Pull Only	HC4-8710 x ET_
13	08	Key Outside Unlocks/locks Trim #41 Cylinder Supplied	HC4-8713 x ET_
15	14	Passage Only (No cylinder)	HC4-8715 x ET_
40	02	Freewheeling Trim - No outside operation (No Cylinder) Dummy Trim	HC4-8740 x ET_
43	08	Freewheeling Trim - Key Outside Unlocks/locks Trim #41 Cylinder Supplied	HC4-8743 x ET_
46	09	Freewheeling Trim - Key unlocks Trim, Trim retracts latch/ relocks when key is removed #41 Cylinder Supplied	HC4-8746 x ET_
73		Electrified ET Trim - Fail Safe Power Off, Unlocks Lever (No Cylinder)	HC4-8773 x ET_
74		Electrified ET Trim - Fail Secure Power Off, Locks Lever (No Cylinder)	HC4-8774 x ET_

**Note:** Exit devices are available in all standard finishes, except 14, 15, 26 & 26D. With these finishes, exit devices are supplied in 32 or 32D to match accordingly. 32 or 32D is automatically supplied when 26 or 26D is specified. For nickel finishes, specify 14/32 or 15/32D to receive nickel finished trims and stainless exit devices  
**Note:** AFF means Above Finished Floor, center line of rail Above Finished Floor

### Pull & Thumbpiece Trim Section

### Trim Designations

- Use only letter designations when ordering the Exit Device with trim
- Use the six digit designation (Ex "866-MAL") when ordering trim without an Exit Device, always specify finish

### Series



HC4-8700  
Panic & Fire

SARGENT Function Numbers	ANSI Function Numbers	Description & Cylinder Info. (1-3/4" Door)	810-FLL	810-FLW	810-MAL	810-PTB	810-STB	HC4-8710 x Trim Designation
10	02	Pull Only (No Cylinder)						

**Note:** FLW trim is not available in 32(629) or 32D(630)  
**Note:** Pulls and thumb piece trims are not available in 14, 15, 26 or 26D except

### Options

HC4-8700
<b>Mechanical Options:</b>
12-
16-
19-
31-
36-
37-
43-
53-
54-
55-
56-
56-HK-
57-
58-
59-
BC-59-
76-
85-
86-
87-
BT-
CPC-
LD-
PL-
*SG-
TB-
TL-
<b>Cylinder Options:</b>
10-
10-21-
10-63-
11-
11-21-
11-60-
11-63-
11-64-
11-70-7P-
11-72-7P-
11-73-7P-
11-65-73-7P-
21-
22-
51-
52-
60-
63-
64-
70-
72-
73-
65-73-
65-73-7P-
73-7P-
81-
82-
F1-82-
83-
F1-83-
84-
BR-
LC-
SC-
SE-

\* Only available with 15, 26D and 32D finishes

### Available Finishes

SARGENT Finishes	BHMA Finishes
03	605
04	606
09	611
10	612
10B	613
10BE	613E
10BL	613L
14	618
15	619
20D	624
26	625
26D	626
32	629
32D	630
BSP	—
WSP	—

Experience a safer  
and more open world

1-800-727-5477 • www.sargentlock.com

47

Copyright © 1998-2021, SARGENT Manufacturing Company. All rights reserved. Reproduction in whole or in part without the express written permission of SARGENT Manufacturing Company is prohibited. Patent pending and/or patent: www.assaabloydss.com/patents.

# UL Listed Hurricane-Resistant HC8700 Functions and Trims

## 80 Series



**SARGENT**  
**ASSA ABLOY**

**How to order:** Options 10-63- Series HC87 Function 13 Rail Lgth F Trim ETL Hand RHR Outside Finish 15 Inside Finish 32D Door Width 36" Door Height 84" AFF 41"

### 700 Series ET Trim



Exits with ET Trim, specify lever design after the ET designation (e.g., ETL)

### Lever Designs for ET Controls

A, B, E, F, J, L, P, W  
Also available with Coastal Series & Studio Collection Levers

### ET Designation with Suffix (Used to order ET without device)

HC8700 Series: 706, 710, 713, 715, 740, 743, 746, 773 & 774

### Freewheeling Trim

The lever rotates when the door is locked preventing excessive force from being applied to the horizontal lever

### Electrified ET Trim

Voltage must be specified for the following functions: 73 and 74.  
Specify: 12VDC or 24VDC

SARGENT Function Numbers	ANSI Function Numbers	Description & Cylinder Info (1-3/4" Door)	ANSI Type 2 HC8700 Panic & Fire
06	09	Key unlocks Trim, Trim retracts latch/ Trim relocks when key is removed #41 Cylinder Supplied	HC8706 x ET_
10	01	No outside operation (No Cylinder)*	HC8710
10	02	No outside operation (No Cylinder)* ET Control is used as Pull Only	HC8710 x ET_
13	08	Key Outside Unlocks/locks Trim #41 Cylinder Supplied	HC8713 x ET_
15	14	Passage Only (No cylinder)	HC8715 x ET_
40	02	Freewheeling Trim - No outside operation (No Cylinder)* Dummy Trim	HC8740 x ET_
43	08	Freewheeling Trim - Key Outside Unlocks/locks Trim #41 Cylinder Supplied	HC8743 x ET_
46	09	Freewheeling Trim - Key unlocks Trim, Trim retracts latch/ relocks when key is removed #41 Cylinder Supplied	HC8746 x ET_
73		Electrified ET Trim - Fail Safe Power Off, Unlocks Lever (No Cylinder)*	HC8773 x ET_
74		Electrified ET Trim - Fail Secure Power Off, Locks Lever (No Cylinder)*	HC8774 x ET_

**Note:** Exit devices are available in all standard finishes, except 14, 15, 26 & 26D. With these finishes, exit devices are supplied in 32 or 32D to match accordingly. 32 or 32D is automatically supplied when 26 or 26D is specified. For nickel finishes, specify 14/32 or 15/32D to receive nickel finished trims and stainless exit devices

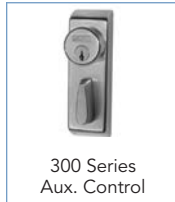
**Note:** AFF means Above Finished Floor, center line of rail Above Finished Floor

\* Cylinder Override is available with a 306 Aux Control

Example Order: 8773F 12V x ETMG x 306 x RHR x 32D x 36" w x 84" h

### 300 Series\*

### Auxiliary Control & 862 Pull



300 Series  
Aux. Control



862 Pull

SARGENT Function Numbers	ANSI Function Numbers	Description & Cylinder Info (1-3/4" Door)	HC8700 Panic & Fire
06	12	Key unlocks Turn, Turn retracts latch/ Turn relocks when key is removed #41 Cylinder Supplied	HC8710 x 306
10	02	862 Pull Only (Optional Pulls: 863 & 864)	HC8710 x 862
13	11	Key Outside Unlocks/locks Turn #41 Cylinder Supplied	HC8710 x 313

**Note:** When ordering HC8700 Series Exit Device x 300 Series Aux. Control, specify 10 Function for the exit. Example: HC8710F x 306 x RHR x 32D x 42" x 90"

\* Only available with 15, 26D and 32D finishes

### Pull & Thumbpiece Trim Section

### Trim Designations

- Use only letter designations when ordering the Exit Device with trim
- Use the six digit designation (Ex "866-MAL") when ordering trim without an Exit Device, always specify finish

### Series



HC8700  
Panic & Fire

SARGENT Function Numbers	ANSI Function Numbers	Description & Cylinder Info. (1-3/4" Door)	810-FLL	810-FLW	810-MAL	810-PTB	810-ST5	HC8710 x Trim Designation
10	02	Pull Only (No Cylinder)*						HC8710 x Trim Designation

\* Cylinder Override is available with a 306 Aux Control

**Note:** FLW trim is not available in 32(629) or 32D(630)

**Note:** Pulls and thumb piece trims are not available in 14, 15, 26 or 26D

### Available Finishes

SARGENT Finishes	BHMA Finishes
03	605
04	606
09	611
10	612
10B	613
10BE	613E
10BL	613L
14	618
15	619
20D	624
26	625
26D	626
32	629
32D	630
BSP	—
WSP	—

Experience a safer  
and more open world

1-800-727-5477 • www.sargentlock.com

49

Copyright © 1998-2021, SARGENT Manufacturing Company. All rights reserved. Reproduction in whole or in part without the express written permission of SARGENT Manufacturing Company is prohibited. Patent pending and/or patent: www.assaabloydss.com/patents.

10/21 90641

# UL Listed Tornado-Resistant FM8700 Functions and Trims

## 80 Series

**SARGENT**  
**ASSA ABLOY**

**How to order:** Options 12- Series FM87 Function 13 Rail Lgth F Trim ETL Hand RHR Outside Finish 15 Inside Finish 32D Door Width 36" Door Height 84" AFF 41"

### 700 Series ET Trim



Exits with ET Trim, specify lever design after the ET designation (e.g., ETL)

### Lever Designs for ET Controls

A, B, E, F, J, L, P, W  
Also available with Coastal Series & Studio Collection Levers

### ET Designation with Suffix (Used to order ET without device)

FM8700 Series: 706, 710, 713, 715, 740, 743, 746, 773 & 774

### Freewheeling Trim

The lever rotates when the door is locked preventing excessive force from being applied to the horizontal lever

### Electrified ET Trim

Voltage must be specified for the following functions: 73 and 74.  
Specify: 12VDC or 24VDC

SARGENT Function Numbers	ANSI Function Numbers	Description & Cylinder Info (1-3/4" Door)	ANSI Type 2 FM8700 (Panic & Fire)
06	09	Key unlocks Trim, Trim retracts latch/ Trim relocks when key is removed #41 Cylinder Supplied	FM8706 x ET_
10	01	No outside operation (No Cylinder)*	FM8710
10	02	No outside operation (No Cylinder)* ET Control is used as Pull Only	FM8710 x ET_
13	08	Key Outside Unlocks/locks Trim #41 Cylinder Supplied	FM8713 x ET_
15	14	Passage Only (No cylinder)	FM8715 x ET_
40	02	Freewheeling Trim - No outside operation (No Cylinder)* Dummy Trim	FM8740 x ET_
43	08	Freewheeling Trim - Key Outside Unlocks/locks Trim #41 Cylinder Supplied	FM8743 x ET_
46	09	Freewheeling Trim - Key unlocks Trim, Trim retracts latch/ relocks when key is removed #41 Cylinder Supplied	FM8746 x ET_
73		Electrified ET Trim - Fail Safe Power Off, Unlocks Lever (No Cylinder)*	FM8773 x ET_
74		Electrified ET Trim - Fail Secure Power Off, Locks Lever (No Cylinder)*	FM8774 x ET_

**Note:** Exit devices are available in all standard finishes, except 14, 15, 26 & 26D. With these finishes, exit devices are supplied in 32 or 32D to match accordingly. 32 or 32D is automatically supplied when 26 or 26D is specified. For nickel finishes, specify 14/32 or 15/32D to receive nickel finished trims and stainless exit devices

**Note:** AFF means Above Finished Floor, center line of rail Above Finished Floor

\* Cylinder Override is available with a 306 Aux Control

Example Order: FM8773F 12V x ETMG x 306 x RHR x 32D x 36" w x 84" h



### 300 Series Auxiliary\* Control



SARGENT Function Numbers	ANSI Function Numbers	Description & Cylinder Info (1-3/4" Door)	FM8700 Panic & Fire
06	12	Key unlocks Turn, Turn retracts latch/ Turn relocks when key is removed #41 Cylinder Supplied	FM8710 x 306
13	11	Key Outside Unlocks/locks Turn #41 Cylinder Supplied	FM8710 x 313

**Note:** When ordering FM8700 Series Exit Device x 300 Series Aux. Control, specify 10 Function for the exit.  
Example: FM8710F x 306 x RHR x 32D x 42" x 90

Options FM8700
<b>Mechanical Options:</b>
12-
36-
37-
43-
54-
76-
85-
86-
87-
CPC-
LD-
PL-
* SG-
TB-
<b>Cylinder Options:</b>
10-
10-21-
10-63-
11-
11-21-
11-60-
11-63-
11-64-
11-70-7P-
11-72-7P-
11-73-7P-
11-65-73-7P-
21-
22-
51-
52-
60-
63-
64-
70-
72-
73-
65-73-
65-73-7P-
73-7P-
81-
82-
F1-82-
83-
F1-83-
84-
BR-
LC-
SC-
SE-

\* Only available with 15, 26D and 32D finishes

### Available Finishes

SARGENT Finishes	BHMA Finishes
03	605
04	606
09	611
10	612
10B	613
10BE	613E
10BL	613L
14	618
15	619
20D	624
26	625
26D	626
32	629
32D	630
BSP	—
WSP	—

Experience a safer  
and more open world

1-800-727-5477 • [www.sargentlock.com](http://www.sargentlock.com)

51

Copyright © 1998-2021, SARGENT Manufacturing Company. All rights reserved. Reproduction in whole or in part without the express written permission of SARGENT Manufacturing Company is prohibited. Patent pending and/or patent: [www.assaabloydss.com/patents](http://www.assaabloydss.com/patents).

10/21

90641