

80 Series

Exit Device



8888/8810 Multi-Function Rim Exit Device and Trims

80 Series



How to order 8888/8810 Multi-Function Exit Devices:

Specify the following:

Options	Series	Rail	Finish
16-	8888 or 8810	F	32D

- All trims and functions listed on this page, work with 8888 & 8810 Exit Devices
- Available options listed at the right
- 8888 & 8810 are identical products and are non-handed
- Exit devices are not available in 14, 15, 26 and 26D finishes

How to order trim for 8888 & 8810 Exit Devices:

Specify the following:

Options	Trim Designation	Hand	Finish
10-	713-8 ET_*	RHR	26D
10-	88-CL_*	Non-Handed	10B
60-	814-MSL	RHR	04

*Specify lever design
Available Options listed at the right

700 Series ET Trim



SARGENT Function Numbers	ANSI Function Numbers	Description & Cylinder Info (1-3/4" Door)	Trim Designations
04	03	Night Latch Key Retracts Latch #34 Cylinder Supplied	704 ET_ x Hand & Finish
10	02	No outside operation (No Cylinder) ET Control is used as Pull Only	710 ET_ x Hand & Finish
13	08	Key Outside Unlocks/Locks Trim #41 Cylinder Supplied	713-8 ET_ x Hand & Finish
15	14	Passage Only (No cylinder)	715-8 ET_ x Hand & Finish
40	02	Freewheeling Trim - No outside operation (No Cylinder) Dummy Trim	740 ET_ x Hand & Finish
43	08	Freewheeling Trim - Key Outside Unlocks/Locks Trim #41 Cylinder Supplied	743-8 ET_ x Hand & Finish
44	03	Freewheeling Trim - Key Retracts Latch #34 Cylinder Supplied	744 ET_ x Hand & Finish

Note: ET trim is not available in 32 (629) or 32D (630)

700 Series ET Controls

To order: Specify options followed by trim designation, lever design, hand and finish (as shown to the right).
Example: 11-SG-713-8 x RHR x 10B

Freewheeling Trim

The lever rotates when the door is locked preventing excessive force from being applied to the horizontal lever

88 Lever and Rose Trim

To order: Specify options followed by trim designation, lever design and finish (as shown to the right).
Example: 10-SG-88-CLP x 26D



ANSI Function Numbers	Description	Trim Designations
03	Key Retracts Latch Cylinder Supplied	88-KL_ x Finish
02	No outside Operation (No Cylinder) Dummy Trim	88-DL_ x Finish
08	Key Outside Unlocks/locks Trim Cylinder Supplied	88-CL_ x Finish
14	Passage Only (No cylinder)	88-LL_ x Finish

Lever Designs available for 88 Lever & Rose Trim are L, B, J & P

Note: For 88 Lever & Rose trim, the 1st letter is the function, the 2nd is the "L" Rose Design & the 3rd is the lever design specified

Keyed & Non Keyed Pull Trim for 8888 & 8810 Devices

Use the six digit designation (Ex "866-MAL") when ordering trim without an Exit Device, always specify options, designation, finish & hand

Example: 10-SG-814-FSW x 04 x RHR

SARGENT Function #'s	ANSI	Description & Cylinder Info. (1-3/4" Door)	Trim Designations				
04	03	Key Retracts Latch #34 Cylinder Supplied	814-FSL*	814-FSW*	814-MSL*	814-PSB*	814-ST5
10	02	No O/S Operation or Cylinder (Pull Only)	810-FLL	810-FLW	810-MAL	810-PTB	810-ST5

Note: 88 Lever & Rose trim & ET's are not available in 32(629) or 32D(630)

* FSL, FSW, MSL and PSB trims are used with (HC-& 12-) 8888 and 8804 only and are the same as FLL, FLW, MAL and PTB pulls, except for cylinder hole located 3/8" (9mm) lower

Note: Pulls and thumb piece trims are not available in 14, 15, 26 or 26D

Experience a safer
and more open world

Options	
Exit	Trim
12-	10-
*16-	11-
19-	11-70-
43-	11-72-7P-
5CH-	11-73-7P-
GL-	21-
CPC-	22-
LC-	60-
LD-	63-
PL-	64-
	+70-
	+72-
	+73-
	+73-7P-
	+65-73-
	+65-73-7P-
	BR-
	LC-
	SC-
	SE-
	++ SF-
	*** SG-

* Supplied with standard 41 cylinder, for cylinder options, see trim options

** Only available with 15, 26D and 32D finishes

+ Single crossed options are not available with 88 Lever & Rose Trim with J Lever

++ Double Cross options are only available with 88 Lever & Rose Trim


Available Finishes

SARGENT Finishes	BHMA Finishes
03	605
04	606
09	611
10	612
10B	613
10BE	613E
10BL	613L
14	618
15	619
20D	624
26	625
26D	626
32	629
32D	630
BSP	—
WSP	—

Copyright © 1998-2021, SARGENT Manufacturing Company. All rights reserved. Reproduction in whole or in part without the express written permission of SARGENT Manufacturing Company is prohibited. Patent pending and/or patent: www.assaabloydss.com/patents.

8800 Functions and Trims

80 Series

Options	Series	Function	Rail Lgth	Trim	Hand	Outside Finish	Inside Finish	Door Width	Options
F1-83-56	88	13	F	ETL	RHR	26D	32D	36"	8800
700 Series ET Trim									
 <p>Exits with ET Trim, specify lever design after the ET designation (e.g., ETL)</p>									
<p>Lever Designs for ET Controls A, B, E, F, J, L, P, W Also available with Coastal Series & Studio Collection Levers</p> <p>ET Designation with Suffix (Used to order ET without device) 8800 Series: 704, 706-8, 710, 713-8, 715-8, 716, 740, 743-8, 744, 746-8, 773-8, 774-8, 775-8 & 776-8</p> <p>Freewheeling Trim The lever rotates when the door is locked preventing excessive force from being applied to the horizontal lever</p> <p>Electrified ET Trim Voltage must be specified for the following functions: 73, 74, 75 and 76. Specify: 12VDC or 24VDC</p>									
SARGENT Function Numbers		ANSI Function Numbers		Description & Cylinder Info (1-3/4" Door)			ANSI Type 1 8800 Panic & Fire		Options
04	03	Night Latch Key Retracts Latch #34 Cylinder Supplied			8804 x ET_		<p>Mechanical Options: 12- 16- 19- 31- 36- 37- 43- 53- 54- 55- 56- 56-HK- 57- 58- 59- 5CH- BC-59- 76- 85- 86- 87- AL- BT- CPC- GL- LD- PL- ** SG- TB- TL- Cylinder Options: 10- 10-21- 10-63- 11- 11-21- 11-60- 11-63- 11-64- 11-70-7P- 11-72-7P- 11-73-7P- 11-65-73-7P- 21- 22- 51- 52- 60- 63- 64- 70- 72- 73- 65-73- 65-73-7P- 73-7P- 81- 82- F1-82- 83- F1-83- 84- BR- LC- *SC- *SE-</p>		
06	09	Key unlocks Trim, Trim retracts latch/ Trim relocks when key is removed #41 Cylinder Supplied			8806 x ET_				
10	01	No outside operation (No Cylinder)			8810				
10	02	No outside operation (No Cylinder) ET Control is used as Pull Only			8810 x ET_				
13	08	Key Outside Unlocks/locks Trim #41 Cylinder Supplied			8813 x ET_				
15	14	Passage Only (No cylinder)			8815 x ET_				
16	10	Key Outside Retracts Latch; Key Inside Unlocks/Locks O/S Trim O/S #34 Cylinder & I/S #44 Cylinder Supplied			8816 x ET_				
40	02	Freewheeling Trim - No outside operation (No Cylinder) Dummy Trim			8840 x ET_				
43	08	Freewheeling Trim - Key Outside Unlocks/locks Trim #41 Cylinder Supplied			8843 x ET_				
44	03	Freewheeling Trim - Key Retracts Latch #34 Cylinder Supplied			8844 x ET_				
46	09	Freewheeling Trim - Key unlocks Trim, Trim retracts latch/ Trim relocks when key is removed #41 Cylinder Supplied			8846 x ET_				
73		Electrified ET Trim - Fail Safe Power Off, Unlocks Lever (No Cylinder)			8873 x ET_				
74		Electrified ET Trim - Fail Secure Power Off, Locks Lever (No Cylinder)			8874 x ET_				
75		Electrified ET Trim - Fail Safe Power Off, Unlocks Lever, Key Retracts Latch #34 Cylinder Supplied			8875 x ET_				
76		Electrified ET Trim - Fail Secure Power Off, Locks Lever, Key Retracts Latch #34 Cylinder Supplied			8876 x ET_				







Note: Exit devices are available in all standard finishes, except 14, 15, 26 & 26D. With these finishes, exit devices are supplied in 32 or 32D to match accordingly. 32 or 32D is automatically supplied when 26 or 26D is specified. For nickel finishes, specify 14/32 or 15/32D to receive nickel finished trims and stainless exit devices

Pull & Thumbpiece Trim Section

Trim Designations

Series

- Use three letter designations (Ex "PTB") when ordering the Exit Device with trim
- Use the six digit designation (Ex "866-MAL") when ordering trim without an Exit Device, always specify finish

SARGENT Function Numbers	ANSI Function Numbers	Description & Cylinder Info. (1-3/4" Door)							8800 Panic & Fire
04	03	Night Latch Key Retracts Latch #34 Cylinder Supplied	814-FSL*	814-FSW*	814-MSL*	814-PSB*	814-STB	862 Pull	8804 x Trim Designation
10	02	No O/S Operation or Cylinder (Pull Only)	810-FLL	810-FLW	810-MAL	810-PTB	810-STB	862 Pull	8810 x Trim Designation
28	15	Passage Only (No cylinder)	828-FLL	828-FLW	828-MAL	828-PTB	828-STB	N/A	8828 x Trim Designation
63	05	Key Outside Unlocks/ Locks Thumbpiece #34 Cylinder Supplied	866-FLL	866-FLW	866-MAL	866-PTB	866-STB	N/A	8863 x Trim Designation
66	07	Key Outside Retracts Latch; Key Inside Unlocks/Locks O/S Trim O/S #34 & I/S #44	866-FLL	866-FLW	866-MAL	866-PTB	866-STB	N/A	8866 x Trim Designation

* FSL, FSW, MSL and PSB trims are used with (HC-& 12-) 8888 and 8804 only and are the same as FLL, FLW, MAL and PTB pulls except for cylinder hole located 3/8" (9mm) lower.

Note: Thumbpiece trims for 63 and 66 function devices are identical and are identified as 66 function when trim is ordered separately.

Note: FLW & FSW trims are not available in 32(629) or 32D(630).

Note: Pulls and thumb piece trims are not available in 14, 15, 26 or 26D.

Experience a safer
and more open world

8900 Functions and Trims

80 Series



SARGENT
ASSA ABLOY

How to order: Options F1-83- Series 89 Function 13 Rail Lgth F Trim ETL Hand RHR Outside Finish 26 Inside Finish 32 Door Width 36"

700 Series ET Trim



Exits with ET Trim, specify lever design after the ET designation (e.g., ETL)

Lever Designs for ET Controls

A, B, E, F, J, L, P, W
Also available with Coastal Series & Studio Collection Levers

ET Designation with Suffix (Used to order ET without device)

8900 Series: 704, 706, 710, 713, 715, 716, 740, 743, 744, 773, 774, 775 & 776

Freewheeling Trim

The lever rotates when the door is locked preventing excessive force from being applied to the horizontal lever

Electrified ET Trim and Electrified Mortise Locks

Voltage must be specified for the following functions: 73, 74, 75 and 76.
Specify: 12VDC or 24VDC

SARGENT Function Numbers	ANSI Function Numbers	Description & Cylinder Info (1-3/4" Door)	ANSI Type 3 8900 Panic & Fire
04	03	Night Latch Key Retracts Latch #46 Cylinder Supplied	8904 x ET_
06	09	Key unlocks Trim, Trim retracts Latch/ Trim relocks when key is removed #41 Cylinder Supplied	8906 x ET_
10	01	No outside operation (No Cylinder)	8910
10	02	No outside operation (No Cylinder) ET Control is used as Pull Only	8910 x ET_
13	08	Key Outside Unlocks/locks Trim #41 Cylinder Supplied	8913 x ET_
15	14	Passage Only (No cylinder)	8915 x ET_
16	10	Key Outside Retracts Latch; Key Inside Unlocks/Locks O/S Trim O/S #46 & I/S #34 Cylinder Supplied	8916 x ET_
40	02	Freewheeling Trim - No outside Operation (No Cylinder) Dummy Trim	8940 x ET_
43	08	Freewheeling Trim - Key Outside Unlocks/locks Trim #41 Cylinder Supplied	8943 x ET_
44	03	Freewheeling Trim - Key Retracts Latch For 1-3/4" Door #46 Cylinder Supplied	8944 x ET_
75*		Electrified ET Trim - Fail Safe Power Off, Unlocks Lever, Key Retracts Latch For 1-3/4" Door #46 Cylinder Supplied	8975 x ET_
76**		Electrified ET Trim - Fail Secure Power Off, Locks Lever, Key Retracts Latch For 1-3/4" Door #46 Cylinder Supplied	8976 x ET_

Note: Exit devices are available in all standard finishes, except 14, 15, 26 & 26D. With these finishes, exit devices are supplied in 32 or 32D to match accordingly. 32 or 32D is automatically supplied when 26 or 26D is specified. For nickel finishes, specify 14/32 or 15/32D to receive nickel finished trims and stainless exit devices
* 75 Function without cylinder is available as a 73 Function
** 76 Function without cylinder is available as a 74 Function

Pull & Thumbpiece Trim Section

Trim Designations

- Use three letter designations (Ex "PTB") when ordering the Exit Device with trim
- Use the six digit designation (Ex "866-MAL") when ordering trim without an Exit Device, always specify finish & hand

Series



SARGENT Function Numbers	ANSI Function Numbers	Description & Cylinder Info. (1-3/4" Door)	814-FLL	814-FLW	814-MAL	814-PTB	814-STB	8900 Panic & Fire
04	03	Night Latch-Key Retracts Latch #41 Cylinder Supplied	814-FLL	814-FLW	814-MAL	814-PTB	814-STB	8904 x Trim Designation
10	02	No O/S Operation or Cylinder (Pull Only)	810-FLL	810-FLW	810-MAL	810-PTB	810-STB	8910 x Trim Designation
28	15	Passage Only (No cylinder)	828-FLL	828-FLW	828-MAL	828-PTB	828-STB	8928 x Trim Designation
63	05	Key Outside Unlocks/locks Thumbpiece #41 Cylinder Supplied	866-FLL	866-FLW	866-MAL	866-PTB	866-STB	8963 x Trim Designation
66	07	Key Outside Retracts Latch; Key Inside Unlocks/Locks Trim; O/S #34 & I/S #41 Cylinder Supplied	866-FLL	866-FLW	866-MAL	866-PTB	866-STB	8966 x Trim Designation

Note: Thumbpiece trims for 63 and 66 function devices are identical and are identified as 66 function when trim is ordered separately.
Note: FLW trim is not available in 32(629) or 32D(630).
Note: Thumbpiece trims used with 8900 mortise lock exit devices are handed.
Note: Pulls and thumb piece trims are not available in 14, 15, 26 or 26D.

Experience a safer
and more open world

1-800-727-5477 • www.sargentlock.com

- Options**
- 8900**
- Mechanical Options:**
- 12-
 - 16-
 - 19-
 - 23-
 - 31-
 - 36-
 - 37-
 - 43-
 - 53-
 - 54-
 - 55-
 - 56-
 - 56-HK-
 - 57-
 - 58-
 - 59-
 - BC-59-
 - 76-
 - 85-
 - 86-
 - 87-
 - AL-
 - BT-
 - CPC-
 - LD-
 - PL-
 - ** SG-
 - TL-
- Cylinder Options:**
- 10-
 - 10-21-
 - 10-63-
 - 11-
 - 11-21-
 - 11-60-
 - 11-63-
 - 11-64-
 - 11-70-7P-
 - 11-72-7P-
 - 11-73-7P-
 - 11-65-73-7P-
 - 21-
 - 22-
 - 51-
 - 52-
 - 60-
 - 63-
 - 64-
 - 70-
 - 72-
 - 73-
 - 65-73-
 - 65-73-7P-
 - 73-7P-
 - 81-
 - 82-
 - F1-82-
 - 83-
 - F1-83-
 - 84-
 - BR-
 - LC-
 - *SC-
 - *SE-

* Options are not available with the following functions: 04 x ET, 16, 44, 75 & 76
** Only available with 15, 26D and 32D finishes

Available Finishes

SARGENT Finishes	BHMA Finishes
03	605
04	606
09	611
10	612
10B	613
10BE	613E
10BL	613L
14	618
15	619
20D	624
26	625
26D	626
32	629
32D	630
BSP	-
WSP	-

Copyright © 1998-2021, SARGENT Manufacturing Company. All rights reserved. Reproduction in whole or in part without the express written permission of SARGENT Manufacturing Company is prohibited. Patent pending and/or patent: www.assaabloydss.com/patents.

8500 Narrow Design Rim Exit Device Functions & Trim

SARGENT
ASSA ABLOY

80 Series

How to order:	Options F1-83-56	Series 85	Function 13	Rail Lgth F	Trim ETL	Hand RHR	Outside Finish 15	Inside Finish 32D	Door Width 36"
----------------------	----------------------------	---------------------	-----------------------	-----------------------	--------------------	--------------------	-----------------------------	-----------------------------	--------------------------

700 Series ET Trim



Exits with ET Trim, specify lever design after the ET designation (e.g., ETL)

Lever Designs for ET Controls

A, B, E, F, J, L, P, W

Also available with Coastal Series & Studio Collection Levers

ET Designation with Suffix (Used to order ET without device)

8500 Series: 704, 706-8, 710, 713-8, 715-8, 740, 743-8, 744, 746-8, 773-8 & 774-8

Freewheeling Trim

The lever rotates when the door is locked preventing excessive force from being applied to the horizontal lever

Electrified ET Trim

Voltage must be specified for the following functions: 73 and 74.
Specify: 12VDC or 24VDC

SARGENT Function Numbers	ANSI Function Numbers	Description & Cylinder Info. (1-3/4" Door)	ANSI Type 4 8500 Panic
04*	03	Night Latch Key Retracts Latch #34 Cylinder Supplied	8504 x ET_
06	09	Key unlocks Trim, Trim retracts latch/ Trim relocks when key is removed #41 Cylinder Supplied	8506 x ET_
10	01	No outside operation (No Cylinder)	8510
10	02	No outside operation (No Cylinder) ET Control is used as Pull Only	8510 x ET_
13	08	Key Outside Unlocks/locks Trim #41 Cylinder Supplied	8513 x ET_
15	14	Passage Only (No cylinder)	8515 x ET_
40	02	Freewheeling Trim - No outside operation (No Cylinder) Dummy Trim	8540 x ET_
43	08	Freewheeling Trim - Key Outside Unlocks/locks Trim #41 Cylinder Supplied	8543 x ET_
44	03	Freewheeling Trim - Key Retracts Latch #34 Cylinder Supplied	8544 x ET_
46	09	Freewheeling Trim - Key unlocks Trim, Trim retracts latch/ Trim relocks when key is removed #41 Cylinder Supplied	8546 x ET_
73		Electrified ET Trim - Fail Safe Power Off, Unlocks Lever (No Cylinder)**	8573 x ET_
74		Electrified ET Trim - Fail Secure Power Off, Locks Lever (No Cylinder)**	8574 x ET_

Note: Exit devices are available in all standard finishes, except 14, 15, 26 & 26D. With these finishes, exit devices are supplied in 32 or 32D to match accordingly. 32 or 32D is automatically supplied when 26 or 26D is specified. For nickel finishes, specify 14/32 or 15/32D to receive nickel finished trims and stainless exit devices

* Consult factory when using with cylinders from other manufacturers

** Cylinder override is not available with 8500 Series Devices

Options
8500
Mechanical Options:
12- 16- 19- 31- 36- 37- 43- 53- 54- 55- 56- 56-HK- 57- 58- 59- 5CH- BC-59- 76- 85- 86- 87- AL- BT- CPC- GL- LD- PL- * SG- TL-
Cylinder Options:
10- 10-21- 10-63- 11- 11-21- 11-60- 11-63- 11-64- 11-70-7P- 11-72-7P- 11-73-7P- 11-65-73-7P- 21- 22- 51- 52- 60- 63- 64- 70- 72- 73- 65-73- 65-73-7P- 73-7P- 81- 82- F1-82- 83- F1-83- 84- BR- LC- SC- SE-

* Only available with 15, 26D and 32D finishes

Trim designations

Series



8500 Panic

Pull Trim Section	SARGENT Function Numbers	ANSI Function Numbers	Description & Cylinder Info. (1-3/4" Door)
 862 Pull	04	03	Night Latch Key Retracts Latch #34 Cylinder Supplied
	10	02	862 Pull Only (Optional Pulls: 863 & 864)

Available Finishes

SARGENT Finishes	BHMA Finishes
03	605
04	606
09	611
10	612
10B	613
10BE	613E
10BL	613L
14	618
15	619
20D	624
26	625
26D	626
32	629
32D	630
BSP	—
WSP	—

Experience a safer
and more open world

1-800-727-5477 • www.sargentlock.com

25

Copyright © 1998-2021, SARGENT Manufacturing Company. All rights reserved. Reproduction in whole or in part without the express written permission of SARGENT Manufacturing Company is prohibited. Patent pending and/or patent: www.assaabloydss.com/patents.

10/21 90641

AD8500 Narrow Design Rim Exit Device Functions & Trim

SARGENT
ASSA ABLOY

80 Series

How to order:	Options F1-83-56	Series AD85	Function 13	Rail Lgth F	Trim ETL	Hand RHR	Outside Finish 15	Inside Finish 32D	Door Width 36"
----------------------	----------------------------	-----------------------	-----------------------	-----------------------	--------------------	--------------------	-----------------------------	-----------------------------	--------------------------

700 Series ET Trim



Exits with ET Trim, specify lever design after the ET designation (e.g., ETL)

Lever Designs for ET Controls

A, B, E, F, J, L, P, W

Also available with Coastal Series & Studio Collection Levers

ET Designation with Suffix (Used to order ET without device)

AD8500 Series: 704, 706-8, 710, 713-8, 715-8, 740, 743-8, 744, 746-8, 773-8 & 774-8

Freewheeling Trim

The lever rotates when the door is locked preventing excessive force from being applied to the horizontal lever

Electrified ET Trim

Voltage must be specified for the following functions: 73 and 74. Specify: 12VDC or 24VDC

SARGENT Function Numbers	ANSI Function Numbers	Description & Cylinder Info. (1-3/4" Door)	ANSI Type 4 AD8500 Panic
04*	03	Night Latch Key Retracts Latch #34 Cylinder Supplied	AD8504 x ET_
06	09	Key unlocks Trim, Trim retracts latch/ Trim relocks when key is removed #41 Cylinder Supplied	AD8506 x ET_
10	01	No outside operation (No Cylinder)	AD8510
10	02	No outside operation (No Cylinder) ET Control is used as Pull Only	AD8510 x ET_
13	08	Key Outside Unlocks/locks Trim #41 Cylinder Supplied	AD8513 x ET_
15	14	Passage Only (No cylinder)	AD8515 x ET_
40	02	Freewheeling Trim - No outside operation (No Cylinder) Dummy Trim	AD8540 x ET_
43	08	Freewheeling Trim - Key Outside Unlocks/locks Trim #41 Cylinder Supplied	AD8543 x ET_
44	03	Freewheeling Trim - Key Retracts Latch #34 Cylinder Supplied	AD8544 x ET_
46	09	Freewheeling Trim - Key unlocks Trim, Trim retracts latch/ Trim relocks when key is removed #41 Cylinder Supplied	AD8546 x ET_
73		Electrified ET Trim - Fail Safe Power Off, Unlocks Lever (No Cylinder)**	AD8573 x ET_
74		Electrified ET Trim - Fail Secure Power Off, Locks Lever (No Cylinder)**	AD8574 x ET_

Note: Exit devices are available in all standard finishes, except 14, 15, 26 & 26D. With these finishes, exit devices are supplied in 32 or 32D to match accordingly. 32 or 32D is automatically supplied when 26 or 26D is specified. For nickel finishes, specify 14/32 or 15/32D to receive nickel finished trims and stainless exit devices

* Consult factory when using with cylinders from other manufacturers

** Cylinder override is not available with AD8500 Series Devices

Options

AD8500

Mechanical Options:

- 12-
- 16-
- 19-
- 31-
- 36-
- 37-
- 43-
- 53-
- 54-
- 55-
- 56-
- 56-HK-
- 57-
- 58-
- 59-
- 5CH-
- BC-59-
- 76-
- 85-
- 86-
- 87-
- AL-
- BT-
- CPC-
- GL-
- LD-
- PL-
- * SG-
- TL-
- WS-

Cylinder Options:

- 10-
- 10-21-
- 10-63-
- 11-
- 11-21-
- 11-60-
- 11-63-
- 11-64-
- 11-70-7P-
- 11-72-7P-
- 11-73-7P-
- 11-65-73-7P-
- 21-
- 22-
- 51-
- 52-
- 60-
- 63-
- 64-
- 70-
- 72-
- 73-
- 65-73-
- 65-73-7P-
- 73-7P-
- 81-
- 82-
- F1-82-
- 83-
- F1-83-
- 84-
- BR-
- LC-
- SC-
- SE-

* Only available with 15, 26D and 32D finishes

Trim designations

Pull Trim Section	SARGENT Function Numbers	ANSI Function Numbers	Description & Cylinder Info. (1-3/4" Door)	Series
 862 Pull	04	03	Night Latch Key Retracts Latch #34 Cylinder Supplied	AD8504 x 862 Pull only
	10	02	862 Pull Only (Optional Pulls: 863 & 864)	AD8510 x 862 Pull only



AD8500 Panic

Available Finishes

SARGENT Finishes	BHMA Finishes
03	605
04	606
09	611
10	612
10B	613
10BE	613E
10BL	613L
14	618
15	619
20D	624
26	625
26D	626
32	629
32D	630
BSP	—
WSP	—

Experience a safer
and more open world

1-800-727-5477 • www.sargentlock.com

27

Copyright © 1998-2021, SARGENT Manufacturing Company. All rights reserved. Reproduction in whole or in part without the express written permission of SARGENT Manufacturing Company is prohibited. Patent pending and/or patent: www.assaabloydss.com/patents.


10/21 90641

8300 Narrow Design Mortise Lock Exit Device Functions & Trim

80 Series

SARGENT
ASSA ABLOY

How to order: Options 11- Series 83 Function 13 Rail Lgth F Trim ETL Hand RHR Outside Finish 26D Inside Finish 32D Door Width 36"

700 Series ET Trim	SARGENT Function Numbers	ANSI Function Numbers	Description & Cylinder Info (1-3/4" Door)	ANSI Type 10 8300 Panic & Fire
 <p>Exits with ET Trim, specify lever design after the ET designation (e.g., ETL)</p> <p>Lever Designs for ET Controls A, B, E, F, J, L, P, W Also available with Coastal Series & Studio Collection Levers</p> <p>ET Designation with Suffix (Used to order ET without device) 8300 Series: 704, 710, 713, 715, 740, 743, 744, 773, 774, 775 & 776</p> <p>Freewheeling Trim The lever rotates when the door is locked preventing excessive force from being applied to the horizontal lever</p> <p>Electrified ET Trim and Electrified Mortise Locks Voltage must be specified for the following functions: 73, 74, 75 and 76. Specify: 12VDC or 24VDC</p>	04	03	Night Latch Key Retracts Latch #46 Cylinder Supplied	8304 x ET_
	10	01	No outside operation (No Cylinder)	8310
	10	02	No outside operation (No Cylinder) ET Control is used as Pull Only	8310 x ET_
	13	08	Key Outside Unlocks/locks Trim #41 Cylinder Supplied	8313 x ET_
	15	14	Passage Only (No cylinder)	8315 x ET_
	40	02	Freewheeling Trim - No outside operation (No Cylinder) Dummy Trim	8340 x ET_
	43	08	Freewheeling Trim - Key Outside Unlocks/locks Trim #41 Cylinder Supplied	8343 x ET_
	44	03	Freewheeling Trim - Key Retracts Latch For 1-3/4" Door #46 Cylinder Supplied	8344 x ET_
	75*		Electrified ET Trim - Fail Safe Power Off, Unlocks Lever, Key Retracts Latch For 1-3/4" Door #46 Cylinder Supplied	8375 x ET_
	76**		Electrified ET Trim - Fail Secure Power Off, Locks Lever, Key Retracts Latch For 1-3/4" Door #46 Cylinder Supplied	8376 x ET_

Note: Exit devices are available in all standard finishes, except 14, 15, 26 & 26D. With these finishes, exit devices are supplied in 32 or 32D to match accordingly. 32 or 32D is automatically supplied when 26 or 26D is specified. For nickel finishes, specify 14/32 or 15/32D to receive nickel finished trims and stainless exit devices
* 75 Function without cylinder is available as a 73 Function
** 76 Function without cylinder is available as a 74 Function

Pull & Thumbpiece Trim Section

Trim designations

- Use three letter designations (Ex "PTB") when ordering the Exit Device with trim
- Use the six digit designation (Ex "866-MAL") when ordering trim without an Exit Device, always specify finish & hand

Series

SARGENT Function Numbers	ANSI Function Numbers	Description & Cylinder Info. (1-3/4" Door)	814-FLL	814-FLW	814-MAL	814-PTB	814-ST5	8300 Panic & Fire
04	03	Night Latch-Key Retracts Latch #41 Cylinder Supplied	814-FLL	814-FLW	814-MAL	814-PTB	814-ST5	8304 x Trim Designation
10	02	No O/S Operation or Cylinder (Pull Only)	810-FLL	810-FLW	810-MAL	810-PTB	810-ST5	8310 x Trim Designation
28	15	Passage Only (No cylinder)	828-FLL	828-FLW	828-MAL	828-PTB	828-ST5	8328 x Trim Designation
63	05	Key Outside Unlocks/locks Thumbpiece #41 Cylinder Supplied	866-FLL	866-FLW	866-MAL	866-PTB	866-ST5	8363 x Trim Designation

Note: Thumbpiece Trims used with Mortise Lock Exit Devices are handed
Note: Thumbpiece trims for 63 function devices are identified as 66 function when trim is ordered separately
Note: FLW trim is not available in 32(629) or 32D(630)
Note: Pulls and thumb piece trims are not available in 14, 15, 26 or 26D

Experience a safer
and more open world

Options	8300
Mechanical Options:	12- 16- 19- 23- *31 36- 37- 43- 53- 54- 55- 56- 56-HK- 57- 58- 59- BC-59- 76- 85- 86- 87- AL- BT- LD- *** SG- TL-
Cylinder Options:	10- 10-21- 10-63- 11- 11-21- 11-60- 11-63- 11-64- 11-70-7P- 11-72-7P- 11-73-7P- 11-65-73-7P- 21- 22- 51- 52- 60- 63- 64- 70- 72- 73- 65-73- 65-73-7P- 73-7P- 81- 82- F1-82- 83- F1-83- 84- BR- LC- *SC- *SE-

* Options are not available with the following functions: 04, 44, 75 & 76
** For SC- & SE- options contact factory for availability
*** Only available with 15, 26D and 32D finishes

Available Finishes	
SARGENT Finishes	BHMA Finishes
03	605
04	606
09	611
10	612
10B	613
10BE	613E
10BL	613L
14	618
15	619
20D	624
26	625
26D	626
32	629
32D	630
BSP	—
WSP	—

UL Listed Hurricane-Resistant HC8800 Functions and Trims

80 Series



SARGENT
ASSA ABLOY

How to order: Options 12 Series HC88 Function 13 Rail Lgth F Trim ETL Hand RHR Outside Finish 15 Inside Finish 32D Door Width 36" Options for HC8800

700 Series ET Trim



Exits with ET Trim, specify lever design after the ET designation (e.g., ETL)

Lever Designs for ET Controls

A, B, E, F, J, L, P, W
Also available with Coastal Series & Studio Collection Levers

ET Designation with Suffix (Used to order ET without device)

HC-8800 Series: 704, 706-8, 710, 713-8, 715-8, 740, 743-8, 744, 746-8, 773-8, 774-8, 775-8 & 776-8

Freewheeling Trim

The lever rotates when the door is locked preventing excessive force from being applied to the horizontal lever

Electrified ET Trim

Voltage must be specified for the following functions: 73, 74, 75 and 76.
Specify: 12VDC or 24VDC

SARGENT Function Numbers	ANSI Function Numbers	Description & Cylinder Info (1-3/4" Door)	ANSI Type 1 HC8800 Panic & Fire
04	03	Night Latch Key Retracts Latch #34 Cylinder Supplied	HC8804 x ET_
06	09	Key unlocks Trim, Trim retracts latch/ Trim relocks when key is removed #41 Cylinder Supplied	HC8806 x ET_
10	01	No outside operation (No Cylinder)	HC8810
10	02	No outside operation (No Cylinder) ET Control is used as Pull Only	HC8810 x ET_
13	08	Key Outside Unlocks/locks Trim #41 Cylinder Supplied	HC8813 x ET_
15	14	Passage Only (No cylinder)	HC8815 x ET_
40	02	Freewheeling Trim - No outside operation (No Cylinder) Dummy Trim	HC8840 x ET_
43	08	Freewheeling Trim - Key Outside Unlocks/locks Trim #41 Cylinder Supplied	HC8843 x ET_
44	03	Freewheeling Trim - Key Retracts Latch #34 Cylinder Supplied	HC8844 x ET_
46	09	Freewheeling Trim - Key unlocks Trim, Trim retracts latch/ Trim relocks when key is removed #41 Cylinder Supplied	HC8846 x ET_
75*		Electrified ET Trim - Fail Safe Power Off, Unlocks Lever, Key Retracts Latch #34 Cylinder Supplied	HC8875 x ET_
76**		Electrified ET Trim - Fail Secure Power Off, Locks Lever, Key Retracts Latch #34 Cylinder Supplied	HC8876 x ET_

Note: Exit devices are available in all standard finishes, except 14, 15, 26 & 26D. With these finishes, exit devices are supplied in 32 or 32D to match accordingly. 32 or 32D is automatically supplied when 26 or 26D is specified. For nickel finishes, specify 14/32 or 15/32D to receive nickel finished trims and stainless exit devices

- * 75 Function without cylinder is available as a 73 Function
- ** 76 Function without cylinder is available as a 74 Function

Mechanical Options:

- 12-
- 16-
- 19-
- 31-
- 36-
- 37-
- 43-
- 54-
- 55-
- 56-
- 56-HK-
- 57-
- 58-
- 76-
- 85-
- 86-
- 87-
- BT-
- CPC-
- LD-
- PL-
- * SG-
- TB-
- TL-

Cylinder Options:

- 10-
- 10-21-
- 10-63-
- 11-
- 11-21-
- 11-60-
- 11-63-
- 11-64-
- 11-70-7P-
- 11-72-7P-
- 11-73-7P-
- 11-65-73-7P-
- 21-
- 22-
- 51-
- 52-
- 60-
- 63-
- 64-
- 70-
- 72-
- 73-
- 65-73-
- 65-73-7P-
- 73-7P-
- 81-
- 82-
- F1-82-
- 83-
- F1-83-
- 84-
- BR-
- LC-
- SC-
- SE-

* Only available with 15, 26D and 32D finishes

Trim Designations

- Use three letter designations (Ex "PTB") when ordering the Exit Device with Trim
- Use the six digit designation (Ex "814-MSL") when ordering trim without an Exit Device, always specify finish

Pull Section

SARGENT Function Numbers ANSI Function Numbers Description & Cylinder Info. (1-3/4" Door)

SARGENT Function Numbers	ANSI Function Numbers	Description & Cylinder Info. (1-3/4" Door)	814-FSL*	814-FSW*	814-MSL*	814-PSB*	814-ST5	HC800 Panic & Fire
04	03	Night Latch-Key Retracts Latch #34 Cylinder Supplied	814-FSL*	814-FSW*	814-MSL*	814-PSB*	814-ST5	HC8804 x Trim Designation
10	02	No O/S Operation or Cylinder (Pull Only)	810-FLL	810-FLW	810-MAL	810-PTB	810-ST5	HC8810 x Trim Designation

* FSL, FSW, MSL and PSB trims are used with (HC-& 12-) 8888 and 8804 only and are the same as FLL, FLW, MAL and PTB pulls except for cylinder hole located 3/8" (9mm) lower

Note: FLW & FSW trims are not available in 32(629) or 32D(630)

Note: Pulls and thumb piece trims are not available in 14, 15, 26 or 26D

Experience a safer
and more open world

Series



Available Finishes

SARGENT Finishes	BHMA Finishes
03	605
04	606
09	611
10	612
10B	613
10BE	613E
10BL	613L
14	618
15	619
20D	624
26	625
26D	626
32	629
32D	630
BSP	—
WSP	—

UL Listed Hurricane-Resistant WS8800 Functions and Trims

80 Series



SARGENT
ASSA ABLOY

How to order: Options 12 Series WS88 Function 13 Rail Lgth F Trim ETL Hand RHR Outside Finish 15 Inside Finish 32D Door Width 36" Options for HC8800 & WS8800

700 Series ET Trim



Exits with ET Trim, specify lever design after the ET designation (e.g., ETL)

SARGENT Function Numbers	ANSI Function Numbers	Description & Cylinder Info (1-3/4" Door)	ANSI Type 1 WS8800 Panic & Fire
04	03	Night Latch Key Retracts Latch #34 Cylinder Supplied	WS8804 x ET_
06	09	Key unlocks Trim, Trim retracts latch/ Trim relocks when key is removed #41 Cylinder Supplied	WS8806 x ET_
10	01	No outside operation (No Cylinder)	WS8810
10	02	No outside operation (No Cylinder) ET Control is used as Pull Only	WS8810 x ET_
13	08	Key Outside Unlocks/locks Trim #41 Cylinder Supplied	WS8813 x ET_
15	14	Passage Only (No cylinder)	WS8815 x ET_
40	02	Freewheeling Trim - No outside Operation (No Cylinder) Dummy Trim	WS8840 x ET_
43	08	Freewheeling Trim - Key Outside Unlocks/locks Trim #41 Cylinder Supplied	WS8843 x ET_
44	03	Freewheeling Trim - Key Retracts Latch #34 Cylinder Supplied	WS8844 x ET_
46	09	Freewheeling Trim - Key unlocks Trim, Trim retracts latch/ Trim relocks when key is removed #41 Cylinder Supplied	WS8846 x ET_
75*		Electrified ET Trim - Fail Safe Power Off, Unlocks Lever, Key Retracts Latch #34 Cylinder Supplied	WS8875 x ET_
76**		Electrified ET Trim - Fail Secure Power Off, Locks Lever, Key Retracts Latch #34 Cylinder Supplied	WS8876 x ET_

Lever Designs for ET Controls

A, B, E, F, J, L, P, W
Also available with Coastal Series & Studio Collection Levers

ET Designation with Suffix (Used to order ET without device)

HC-8800 Series: 704, 706-8, 710, 713-8, 715-8, 740, 743-8, 744, 746-8, 773-8, 774-8, 775-8 & 776-8

Freewheeling Trim

The lever rotates when the door is locked preventing excessive force from being applied to the horizontal lever

Electrified ET Trim

Voltage must be specified for the following functions: 73, 74, 75 and 76.
Specify: 12VDC or 24VDC

Mechanical Options:

- 12-
- 16-
- 19-
- 31-
- 36-
- 37-
- 43-
- 54-
- 55-
- 56-
- 56-HK-
- 57-
- 58-
- 76-
- 85-
- 86-
- 87-
- BT-
- CPC-
- LD-
- PL-
- * SG-
- TB-
- TL-

Cylinder Options:

- 10-
- 10-21-
- 10-63-
- 11-
- 11-21-
- 11-60-
- 11-63-
- 11-64-
- 11-70-7P-
- 11-72-7P-
- 11-73-7P-
- 11-65-73-7P-
- 21-
- 22-
- 51-
- 52-
- 60-
- 63-
- 64-
- 70-
- 72-
- 73-
- 65-73-
- 65-73-7P-
- 73-7P-
- 81-
- 82-
- F1-82-
- 83-
- F1-83-
- 84-
- BR-
- LC-
- SC-
- SE-

* Only available with 15, 26D and 32D finishes

Note: Exit devices are available in all standard finishes, except 14, 15, 26 & 26D. With these finishes, exit devices are supplied in 32 or 32D to match accordingly. 32 or 32D is automatically supplied when 26 or 26D is specified. For nickel finishes, specify 14/32 or 15/32D to receive nickel finished trims and stainless exit devices
* 75 Function without cylinder is available as a 73 Function
** 76 Function without cylinder is available as a 74 Function

Trim Designations

- Use three letter designations (Ex "PTB") when ordering the Exit Device with trim
- Use the six digit designation (Ex "810-MAL") when ordering trim without an Exit Device, always specify finish

Pull Section

SARGENT Function Numbers	ANSI Function Numbers	Description & Cylinder Info. (1-3/4" Door)	814-FSL*	814-FSW*	814-MSL*	814-PSB*	814-ST5	Series
04	03	Night Latch-Key Retracts Latch #34 Cylinder Supplied						WS8800 Panic & Fire
10	02	No O/S Operation or Cylinder (Pull Only)	810-FLL	810-FLW	810-MAL	810-PTB	810-ST5	WS8810 x Trim Designation

* FSL, FSW, MSL and PSB trims are used with (HC-& 12-) 8888 and 8804 only and are the same as FLL, FLW, MAL and PTB pulls except for cylinder hole located 3/8" (9mm) lower
Note: FLW & FSW trims are not available in 32(629) or 32D(630)
Note: Pulls and thumb piece trims are not available in 14, 15, 26 or 26D

Experience a safer
and more open world

Available Finishes

SARGENT Finishes	BHMA Finishes
03	605
04	606
09	611
10	612
10B	613
10BE	613E
10BL	613L
14	618
15	619
20D	624
26	625
26D	626
32	629
32D	630
BSP	—
WSP	—

UL Listed Hurricane-Resistant WS8900 Functions and Trims

80 Series



SARGENT
ASSA ABLOY

How to order: Options 11-63- Series WS89 Function 13 Rail Lgth F Trim ETL Hand RHR Outside Finish 14 Inside Finish 32 Door Width 36"

700 Series ET Trim



Exits with ET Trim, specify lever design after the ET designation (e.g., ETL)

Lever Designs for ET Controls

A, B, E, F, J, L, P, W
Also available with Coastal Series & Studio Collection Levers

ET Designation with Suffix (Used to order ET without device)

WS8900 Series: 704, 706, 710, 713, 715, 716, 740, 743, 744, 773, 774, 775 & 776

Freewheeling Trim

The lever rotates when the door is locked preventing excessive force from being applied to the horizontal lever

Electrified ET Trim and Electrified Mortise Locks

Voltage must be specified for the following functions: 73, 74, 75 and 76.

Specify: 12VDC or 24VDC

SARGENT Function Numbers	ANSI Function Numbers	Description & Cylinder Info (1-3/4" Door)	WS8900 Panic & Fire
04	03	Night Latch Key Retracts Latch #46 Cylinder Supplied	WS8904 x ET_
06	09	Key unlocks Trim, Trim retracts Latch/ Trim relocks when key is removed #41 Cylinder Supplied	WS8906 x ET_
10	01	No outside operation (No Cylinder)	WS8910
10	02	No outside operation (No Cylinder) ET Control is used as Pull Only	WS8910 x ET_
13	08	Key Outside Unlocks/locks Trim #41 Cylinder Supplied	WS8913 x ET_
15	14	Passage Only (No cylinder)	WS8915 x ET_
16	10	Key Outside Retracts Latch; Key Inside Unlocks/Locks O/S Trim O/S #46 & I/S #34 Cylinder Supplied	WS8916 x ET_
40	02	Freewheeling Trim - No outside operation (No Cylinder) Dummy Trim	WS8940 x ET_
43	08	Freewheeling Trim - Key Outside Unlocks/locks Trim #41 Cylinder Supplied	WS8943 x ET_
44	03	Freewheeling Trim - Key Retracts Latch For 1-3/4" Door #46 Cylinder Supplied	WS8944 x ET_
75*		Electrified ET Trim - Fail Safe Power Off, Unlocks Lever, Key Retracts Latch For 1-3/4" Door #46 Cylinder Supplied	WS8975 x ET_
76**		Electrified ET Trim - Fail Secure Power Off, Locks Lever, Key Retracts Latch For 1-3/4" Door #46 Cylinder Supplied	WS8976 x ET_

Note: Exit devices are available in all standard finishes, except 14, 15, 26 & 26D. With these finishes, exit devices are supplied in 32 or 32D to match accordingly. 32 or 32D is automatically supplied when 26 or 26D is specified. For nickel finishes, specify 14/32 or 15/32D to receive nickel finished trims and stainless exit devices
* 75 Function without cylinder is available as a 73 Function
** 76 Function without cylinder is available as a 74 Function

Pull & Thumbpiece Trim Section

Trim Designations

- Use three letter designations (Ex "PTB") when ordering the Exit Device with trim
- Use the six digit designation (Ex "866-MAL") when ordering trim without an Exit Device, always specify finish & hand

SARGENT Function Numbers	ANSI Function Numbers	Description & Cylinder Info. (1-3/4" Door)	814-FLL	814-FLW	814-MAL	814-PTB	814-STB	WS8900 Panic & Fire
04	03	Night Latch Key Retracts Latch #41 Cylinder Supplied	814-FLL	814-FLW	814-MAL	814-PTB	814-STB	WS8904 x Trim Designation
10	02	No O/S Operation or Cylinder (Pull Only)	810-FLL	810-FLW	810-MAL	810-PTB	810-STB	WS8910 x Trim Designation
28	15	Passage Only (No cylinder)	828-FLL	828-FLW	828-MAL	828-PTB	828-STB	WS8928 x Trim Designation
63	05	Key Outside Unlocks/ locks Thumbpiece #41 Cylinder Supplied	866-FLL	866-FLW	866-MAL	866-PTB	866-STB	WS8963 x Trim Designation
66	07	Key Outside Retracts Latch; Key Inside Unlocks/Locks O/S Trim O/S #34 & I/S #41 Supplied	866-FLL	866-FLW	866-MAL	866-PTB	866-STB	WS8966 x Trim Designation

Note: Thumbpiece trims for 63 and 66 function devices are identical and are identified as 66 function when trim is ordered separately

Note: FLW trim is not available in 32(629) or 32D(630)

Note: Thumbpiece Trims used with Mortise Lock Exit Devices are handed

Note: Pulls and thumb piece trims are not available in 14, 15, 26 or 26D

Experience a safer
and more open world

1-800-727-5477 • www.sargentlock.com

45

Options
WS8900
Mechanical Options:
12-
16-
19-
23-
31-
36-
37-
43-
54-
55-
56-
56-HK-
57-
58-
76-
85-
86-
87-
BT-
CPC-
LD-
PL-
** SG-
TL-
Cylinder Options:
10-
10-21-
10-63-
11-
11-21-
11-60-
11-63-
11-64-
11-70-7P-
11-72-7P-
11-73-7P-
11-65-73-7P-
21-
22-
51-
52-
60-
63-
64-
70-
72-
73-
65-73-
65-73-7P-
73-7P-
81-
82-
F1-82-
83-
F1-83-
84-
BR-
LC-
*SC-
*SE-

* Options are not available with the following functions: 04 x ET, 16, 44, 75 & 76

** Only available with 15, 26D and 32D finishes

Available Finishes

SARGENT Finishes	BHMA Finishes
03	605
04	606
09	611
10	612
10B	613
10BE	613E
10BL	613L
14	618
15	619
20D	624
26	625
26D	626
32	629
32D	630
BSP	—
WSP	—

Copyright © 1998-2021, SARGENT Manufacturing Company. All rights reserved. Reproduction in whole or in part without the express written permission of SARGENT Manufacturing Company is prohibited. Patent pending and/or patent: www.assaabloydss.com/patents.