

80 Series

Exit Device

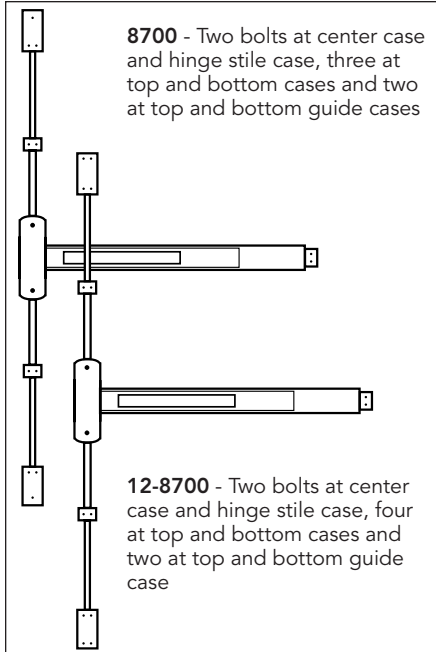


Through-bolt Kits, Rod Extensions and Shim Kits

80 Series

SARGENT
ASSA ABLOY

Through-bolt (TB) Applications



8700 - Two bolts at center case and hinge stile case, three at top and bottom cases and two at top and bottom guide cases

12-8700 - Two bolts at center case and hinge stile case, four at top and bottom cases and two at top and bottom guide cases

Through-bolts Qty Part

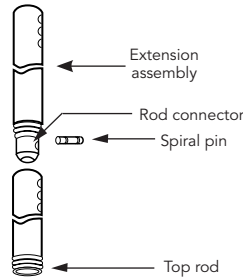
| Product | Qty | Part # |
|---------------------|-----|---------|
| 8700 Rail & Chassis | 4 | 68-2279 |
| 8700 Cases & Guides | 10 | 68-2282 |
| 12-8700 Complete | 16 | 68-2288 |
| 8800 Rail & Chassis | 4 | 68-2279 |

To order through-bolts with device:
Example: 8804 FLL x TB

Note: Attaching Screws – All series are furnished standard with wood screws for wood and Kalamein doors and machine screws for metal doors. Through-bolts and mortise nuts must be specified to mount fire exit devices on composite fire doors with steel, wood or plastic covering

Rod Extension Kits

- For surface mounted top rod extensions
- 570 Kit is for a Rod Connector & spiral pin
- 571 Kits includes top rod extension & 570 kit for device mfg prior to November 2002



- Specify Kits and finish:
- 571-6 for 6" Rod Extension
- 571-12 for 12" Rod Extension
- 571-18 for 18" Rod Extension

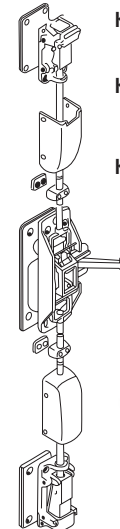
- 687 Kits include Rod Extension for devices mfg after November 2002

- Specify Kits and finish:

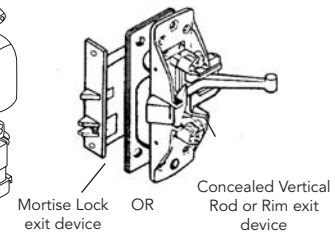
- 687-6 for 6" Rod Extension
- 687-12 for 12" Rod Extension

Note: For extensions over 12" full rod lengths are available, see Rod Replacement Kits Below

Glass Bead Shim Kits



- Kit 587** Two 1/8" thick shims for 8700 exit device
- Kit 537** Two 1/8" thick shims for 12-8700 Exit Device
- Kit 589** Two 1/8" shims for concealed vertical rod, rim and mortise lock exit devices



Note:

- Lift slide length must be increased for 8600 and 12-8600
- Lift lever length must be increased for 8900 and 12-8900
- Shim thickness must not exceed 1/4" (6mm) on 8900 and 12-8900
- Spindles and through-bolt lengths must be increased on 8700, 12-8700, 8800, 12-8800 exits
- Kits are available in EB, ED, and EN

Rod & Bolt Replacement Kits

| Product | Top Rod & Bolt Kit * | Bottom Rod & Bolt Kit ** |
|--------------|----------------------|--------------------------|
| 8700 | N/A | N/A |
| MD & AD8600 | MD691T | 691B |
| WD8600 | WD691T | 691B |
| WD8600 x Aux | WDA691T | 691B |
| MD & AD8400 | MD691T | 691B |
| PP/PR/SP8600 | 692P | N/A |
| LP/LR/LS8600 | 692L | N/A |

* Door Height & Rail Location Required

** Rail Location Required

Rod Replacement Kits

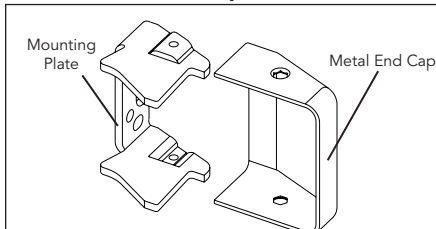
| Product | Top Rod Kit ++ | Bottom Rod Kit +++ |
|--------------|----------------|--------------------|
| All 8700+ | 670T | 670B |
| MD & AD8600 | MD660T | 660B |
| WD8600 | WD660T | 660B |
| WD8600 x Aux | WDA660T | 660B |
| MD & AD8400 | MD660T | 660B |
| PP/PR/SP8600 | 661P | N/A |
| LP/LR/LS8600 | 661L | N/A |

+ Finish Information Required

++ Door Height & Rail Location Required

+++ Rail Location Required

565 Metal End Cap Kit



End cap with hardware finish includes mounting plate with wood and machine screws
Order as a 565 Kit x Finish

Copyright © 1998-2021, SARGENT Manufacturing Company. All rights reserved. Reproduction in whole or in part without the express written permission of SARGENT Manufacturing Company is prohibited. Patent pending and/or patent www.assaabloydss.com/patents.