

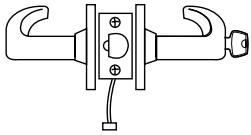
Electromechanical Functions & Accessories

10X Line Cylindrical Lever Locks



70 Electromechanical (Fail Safe) 71 Electromechanical (Fail Secure)

10G70/10G71



- 10G70: Power off, unlocks outside lever
- 10G71: Power off, locks outside lever
- Deadlocking latch
- Key retracts latch
- Inside lever always allows egress
- Voltage requirements: 12VDC or 24VDC Regulated; always specify voltage
- 250mA at 24VDC or 500mA at 12VDC
- Provided with ElectroLynx® 8-Pin Connector

RX- Monitoring of Inside Lever

- Non-Contact Switch
- Bidirectional lever rotation
- Non-handed design
- Internal switch offers N/O & N/C
- Modular wire harness with ElectroLynx® 8-pin connector
- Available functions: 04, 05, 15, 37, 70 & 71

Requirements for Electrical and Data Transfer

To answer the demand for “smart” electronic access control and locking solutions that require fast, easy, and cost-effective installation, ASSA ABLOY Group brands use the ElectroLynx® standardized plug-in connectors and color-coded wiring system.

With ElectroLynx, doorway components come pre-wired for easy hookup to the power source. Key to the system is the transfer device hinge that carries power from the frame to the locking hardware.

Features of ElectroLynx®:

- Makes it easy to bring power to the locking hardware
- Wires have connectors that snap together, like plugging a telephone into a jack

To connect 10 Line Electrified Lock to the electronic access control system, the following items are required:

- 10 Line Electrified Lock
- ASSA ABLOY Door Group pre-wired door, or ElectroLynx® retrofit cable (order from McKinney)
- Electronic transfer device (ElectroLynx® electronic transfer hinge or Electrical Power Transfer with standard hinge, from McKinney)
- ElectroLynx® cable from the hinge to above the ceiling (order from McKinney)

Information regarding cable selection, hinge requirements and order strings can be found in the McKinney Transfer Device Solutions catalog. Consult 800-810-WIRE (9473) with questions on application specifications and requirements.

McKinney QC8 ElectroLynx® hinges are recommended for Electrified 10 Line Applications



12VDC & 24VDC Power Supplies:



- UL Class 2 Listed
- Four 12V models and four 24V models available
- Integral battery charging capability keeps sealed lead acid gel/cell at full charge in case of line voltage failure (737-battery sold separately)
- Fused line voltage input with one, four, or eight DC outputs (depending on model)
- Each circuit can be individually turned on and off via a slide switch; the power status of each is shown by an LED.
- In the event of a DC short the problem is confined to the zone of difficulty
- Fire alarm interface standard

SARGENT Model No.	Description
3521	12V - 1 AMP Power Supply
3541	12V - 3 AMP Power Supply
3551	12V - 4.5 AMP Power Supply
3571	12V - 6 AMP Power Supply
737	12V - 5 AMP Hour Battery Backup

SARGENT Model No.	Description
3520	24V - 1 AMP Power Supply
3540	24V - 2 AMP Power Supply
3550	24V - 4 AMP Power Supply
3570	24V - 6 AMP Power Supply
738	24V - 5 AMP Hour Battery Backup

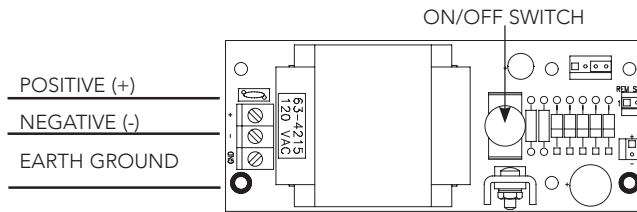
Copyright © 2021, 2022, Sargent Manufacturing Company, an ASSA ABLOY Group company. All rights reserved. Reproduction in whole or in part without the express written permission of Sargent Manufacturing Company is prohibited.

90890 02/22

Power Input Connections

63-2868 Remote Connector Harness

- Harness for connection to circuit board of remote door release control
- **Required for remote release**



Switches and Printed Circuit Boards

When remote release is required, SARGENT offers both key and push button switches to interrupt power allowing the door to close. Consult Product System Manual for other switch options.

4370 Key Switch



- Allows remote or local release
- Switch rating: SPDT maintained contact 4 Amp. @ 24VDC
- Size 41 mortise cylinder (1-1/8" [29mm] length of shell)
- Finish: 32D

63-4215 PC Board (2900 only)



- Replacement 120 Volts AC board assembly

63-0848 PC Board (2409 only)



- Replacement 120 Volts AC board assembly

63-4216 PC Board (2900 only)



- Replacement 24 Volt AC/DC board assembly

63-0847 PC Board (2409 only)



- Replacement 24 Volt AC/DC board assembly

12VDC & 24VDC Power Supplies



- UL Class 2 Listed
- Four 12V models and four 24V models available
- Integral battery charging capability keeps sealed lead acid gel/cell at full charge in case of line voltage failure (737-battery sold separately)
- Fused line voltage input with one, four, or eight DC outputs (depending on model)
- Each circuit can be individually turned on and off via a slide switch; the power status of each is shown by an LED.
- In the event of a DC short the problem is confined to the zone of difficulty
- Fire alarm interface standard

SARGENT MODEL No.	DESCRIPTION
3521	12V - 1 AMP POWER SUPPLY
3541	12V - 3 AMP POWER SUPPLY
3551	12V - 4.5 AMP POWER SUPPLY
3571	12V - 6 AMP POWER SUPPLY
737	12V - 5 AMP HOUR BACKUP BATTERY

SARGENT MODEL No.	DESCRIPTION
3520	24V - 1 AMP POWER SUPPLY
3540	24V - 2 AMP POWER SUPPLY
3550	24V - 4 AMP POWER SUPPLY
3570	24V - 6 AMP POWER SUPPLY
738	24V - 5 AMP HOUR BACKUP BATTERY

Electrified and Monitored (54-) ET Trims and Power Supplies

80 Series

SARGENT
ASSA ABLOY

Electro-Mechanical ET Lever Handle Controls

EcoFlex® ET trim provides remote means of locking and unlocking of the lever. This trim operates from 12-24 VDC. Rim and Mortise Exit Devices are available with cylinder override. Cylinder override can be added to the other series with the use of a 100 or 300 series Auxiliary Control, except NB8700 devices.

73 & 74 Function ET Trim



- Available for all 80 Series Exit Devices
- Requires a McKINNEY QC8 Hinge for EcoFlex® ET Trims and/or 54- option
- Features EcoFlex®
- Voltage: Operates from 12-24 VDC. (Voltage must be specified)
- Actuator Draw = 400mA inrush / 15mA continuous

@ 12VDC / 24VDC

- Operating Temp.: Max. 151°F (66°C) Min -31°F (-35°C).
- Full wave rectification installed inside the ET Control
- UL and cUL listed for use on fire doors
- Field reversible
- EcoFlex® Trim is specified by the product function
- 73 Function - Fail Safe - Lever is unlocked when power is off - no cylinder override
- 74 Function - Fail Secure - Lever is locked when power is off - no cylinder override
- Cylinder override available with the use of 100 or 300 Series Auxiliary Control, except NB8700 devices

Note: Repeated operation at voltage exceeding +/- 10% is not recommended

54- Option- Lever Monitoring



- Available with all 80 Series exit devices x ET trim with these functions 06, 13, 15, 16, 73, 74, 75 & 76
- Requires a McKINNEY QC8 Hinge for 54- and/or EcoFlex® ET Trims
- Switch type SPDT form "C" contacts
- 30VDC @ 2 Amp. maximum rating
- Monitors lever rotation, can be incorporated into alarm systems or in conjunction with an electromagnet
- Must specify hand, non-reversible
- Not available with Freewheeling Trim

12VDC & 24VDC Power Supplies:

- UL Class 2 Listed
- Four 12V models and four 24V models available
- Integral battery charging capability keeps sealed lead acid gel/cell at full charge in case of line voltage failure (737-battery sold separately)
- Fused line voltage input with one, four, or eight DC outputs (depending on model)
- Each circuit can be individually turned on and off via a slide switch; the power status of each is shown by an LED.
- In the event of a DC short the problem is confined to the zone of difficulty
- Fire alarm interface standard



75 & 76 Function ET Trim



- Available for all 80 Series Exit Devices
- Requires a McKINNEY QC8 Hinge for Ecoflex ET Trims and/or 54- option
- Features EcoFlex® technology
- Voltage: Operates from 12-24 VDC. (Voltage must be specified)
- Actuator Draw = 400mA inrush / 15mA continuous @ 12VDC / 24VDC

continuous @ 12VDC / 24VDC

- Operating Temp.: Max. 151°F (66°C) Min -31°F (-35°C).
- Full wave rectification installed inside the ET Control
- UL and cUL listed for use on fire doors
- Field reversible
- EcoFlex® Trim is specified by the product function
- 75 Function - Fail Safe - Lever is unlocked when power is off with cylinder override
- 76 Function - Fail Secure - Lever is locked when power is off with cylinder override
- Key retracts latch mechanically

Note: Repeated operation at voltage exceeding +/- 10% is not recommended

SARGENT MODEL No.	DESCRIPTION
3521	12V - 1 AMP POWER SUPPLY
3541	12V - 3 AMP POWER SUPPLY
3551	12V - 4.5 AMP POWER SUPPLY
3571	12V - 6 AMP POWER SUPPLY
737	12V - 5 AMP HOUR BACKUP BATTERY

SARGENT MODEL No.	DESCRIPTION
3520	24V - 1 AMP POWER SUPPLY
3540	24V - 2 AMP POWER SUPPLY
3550	24V - 4 AMP POWER SUPPLY
3570	24V - 6 AMP POWER SUPPLY
738	24V - 5 AMP HOUR BACKUP BATTERY

Copyright © 1998-2021, SARGENT Manufacturing Company. All rights reserved. Reproduction in whole or in part without the express written permission of SARGENT Manufacturing Company is prohibited. Patent pending and/or patent www.assaabloydcs.com/patents.

90641 10/21

Electromechanical Functions and Accessories

90 Series Exit Devices

SARGENT®

ASSA ABLOY

73 & 75 Electromechanical (Fail Safe) 74 & 76 Electromechanical (Fail Secure)



- 73 Functions: Fail Safe - Power Off, Unlocks Lever (No Cylinder)
- 74 Functions: Fail Secure - Power Off, Locks Lever (No Cylinder)
- 75 Functions: Fail Safe - Power Off, Unlocks Lever includes Cylinder override
- 76 Functions: Fail Secure - Power Off, Locks Lever includes Cylinder override

- 75 & 76 functions: the key retracts latch
- Exit Device always allows egress
- Features EcoFlex®
- Operates from 12-24 VDC. (Voltage must be specified)
- Actuator Draw = 400mA inrush / 15mA continuous @ 12VDC / 24VDC
- Provided with ElectroLynx® 8-Pin Connector

Requirements for Electrical and Data Transfer

To answer the demand for “smart” electronic access control and locking solutions that require fast, easy, and cost-effective installation, ASSA ABLOY Group brands use the ElectroLynx® standardized plug-in connectors and color-coded wiring system.

With ElectroLynx®, doorway components come pre-wired for easy hookup to the power source. Key to the system is the transfer device hinge that carries power from the frame to the locking hardware.

Features of ElectroLynx®:

- Makes it easy to bring power to the locking hardware
- Wires have connectors that snap together, like plugging a telephone into a jack

To connect Electrified Trim to the electronic access control system, the following items are required:

- Electrified Trim (73, 74, 75 & 76 function ET’s)
- ASSA ABLOY Door Group pre-wired door, or ElectroLynx® retrofit cable (order from MCKINNEY)
- Electronic transfer device (ElectroLynx® electronic transfer hinge or Electrical Power Transfer with standard hinge, from MCKINNEY)
- ElectroLynx® cable from the hinge to above the ceiling (order from MCKINNEY)

Information regarding cable selection, hinge requirements and order strings can be found in the MCKINNEY Transfer Device Solutions catalog. Consult 800-810-WIRE (9473) with questions on application specifications and requirements.

MCKINNEY QC ElectroLynx® Hinges are recommended.



12VDC & 24VDC Power Supplies:



- UL Class 2 Listed
- Four 12V models and four 24V models available
- Integral battery charging capability keeps sealed lead acid gel/cell at full charge in case of line voltage failure (737-battery sold separately)
- Fused line voltage input with one, four, or eight DC outputs (depending on model)
- Each circuit can be individually turned on and off via a slide switch; the power status of each is shown by an LED
- In the event of a DC short the problem is confined to the zone of difficulty
- Fire alarm interface standard

SARGENT MODEL No.	DESCRIPTION
3521	12V - 1 AMP POWER SUPPLY
3541	12V - 3 AMP POWER SUPPLY
3551	12V - 4.5 AMP POWER SUPPLY
3571	12V - 6 AMP POWER SUPPLY
737	12V - 5 AMP HOUR BACKUP BATTERY

SARGENT MODEL No.	DESCRIPTION
3520	24V - 1 AMP POWER SUPPLY
3540	24V - 2 AMP POWER SUPPLY
3550	24V - 4 AMP POWER SUPPLY
3570	24V - 6 AMP POWER SUPPLY
738	24V - 5 AMP HOUR BACKUP BATTERY

Electromechanical Information & Power Supplies

9200 Mortise Locks



Electrical Functions

SARGENT 9200 Electromechanical Mortise locks are designed to handle single openings, stand alone applications or can be readily integrated into sophisticated access control systems. They meet ANSI/BHMA A 156.13 Grade 1 requirements, are UL listed for fire doors, and satisfy industry standards for operating temperature, shock and fire hazard.

- See Page 10 for full function descriptions of lock operation

Applications: Security and restricted access areas in computer rooms, offices, equipment rooms, laboratories and hospitals. Can also be used with fire and alarm controls in buildings and stair tower doors.

Electrical Requirements:

Voltage: 12VDC or 24VDC Regulated. Full wave rectification installed inside the lockbody.

Current: .25A at 24VDC or .5A at 12VDC

Operating Temp.: Max. 151°F (66°C),

Min -31°F (-35°C)

UL and CUL listed for use on Fire Doors

Note: Repeated operation at voltage exceeding +/- 10% is not recommended.

Warning:

- **Do not** connect locks with a circuit sharing an additional electromagnetic device as the lock may be damaged
- Transient voltage must be suppressed at the source before connecting with the lock
- Varistor rated at 35 volts (peak) may be used for transient voltage protection

Note: Opening the lockbody or the solenoid replacement in the field by non-authorized personnel voids UL label and lock warranty.

Note: Electrical functions are not available with the mogul option (M-9200)

12VDC & 24VDC Power Supplies:



- UL Class 2 Listed
- Four 12V models and four 24V models available
- Integral battery charging capability keeps sealed lead acid gel/cell at full charge in case of line voltage failure (737-battery sold separately)
- Fused line voltage input with one, four, or eight DC outputs (depending on model)
- Each circuit can be individually turned on and off via a slide switch; the power status of each is shown by an LED.
- In the event of a DC short the problem is confined to the zone of difficulty
- Fire alarm interface standard

SARGENT MODEL No.	DESCRIPTION
3521	12V - 1 AMP POWER SUPPLY
3541	12V - 3 AMP POWER SUPPLY
3551	12V - 4.5 AMP POWER SUPPLY
3571	12V - 6 AMP POWER SUPPLY
737	12V - 5 AMP HOUR BACKUP BATTERY

SARGENT MODEL No.	DESCRIPTION
3520	24V - 1 AMP POWER SUPPLY
3540	24V - 2 AMP POWER SUPPLY
3550	24V - 4 AMP POWER SUPPLY
3570	24V - 6 AMP POWER SUPPLY
738	24V - 5 AMP HOUR BACKUP BATTERY

Power Supplies and 10 Line Strike Options

SE LP10



Authorized Channel Partner
ASSA ABLOY

SARGENT
ASSA ABLOY

Requirements for Electrical and Data Transfer

To answer the demand for “smart” electronic access control and locking solutions that require fast, easy, and cost-effective installation, ASSA ABLOY Group brands use the ElectroLynx® standardized plug-in connectors and color-coded wiring system.

With ElectroLynx, doorway components come pre-wired for easy hookup to the power source. Key to the system is the transfer device hinge that carries power from the frame to the locking hardware.

Features of ElectroLynx:

- Makes it easy to bring power to the locking hardware
- Wires have connectors that snap together, like plugging a telephone into a jack

To connect SE LP10 hardware to the electronic access control system, the following items are required:

- SE LP10 mortise or cylindrical lock, or exit device
- ASSA ABLOY Door Group pre-wired door, or McKinney ElectroLynx retrofit cable
- Electronic transfer hinge or pivot, or electrical power transfer with standard hinge from McKinney or SECURITRON
- McKinney ElectroLynx cable from the hinge to above the ceiling

Information regarding cable selection, hinge requirements and order strings can be found in the McKinney Transfer Device Solutions catalog. Consult 800-810-WIRE (9473) with questions on application specifications and requirements.

McKinney QC12 ElectroLynx® hinges (or McKinney 12-EL-EPTL) are recommended for SE LP10 applications



12VDC & 24VDC Power Supplies:



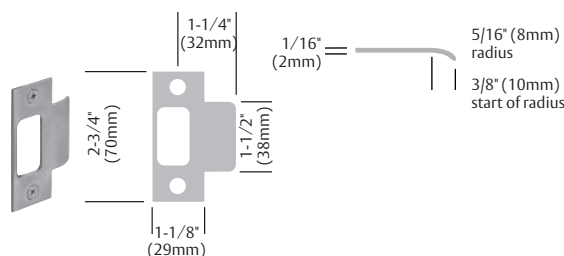
- UL Class 2 Listed
- Four 12V models and four 24V models available
- Integral battery charging capability keeps sealed lead acid gel/cell at full charge in case of line voltage failure (737-battery sold separately)
- Fused line voltage input with one, four, or eight DC outputs (depending on model)
- Each circuit can be individually turned on and off via a slide switch; the power status of each is shown by an LED.
- In the event of a DC short, the problem is confined to the zone of difficulty
- Fire alarm interface standard

SARGENT MODEL No.	DESCRIPTION
3521	12V - 1 AMP POWER SUPPLY
3541	12V - 3 AMP POWER SUPPLY
3551	12V - 4.5 AMP POWER SUPPLY
3571	12V - 6 AMP POWER SUPPLY
737	12V - 5 AMP HOUR BACKUP BATTERY

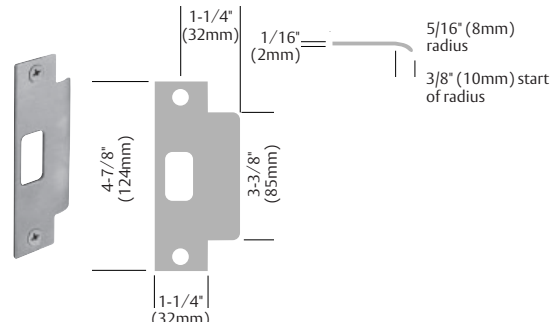
SARGENT MODEL No.	DESCRIPTION
3520	24V - 1 AMP POWER SUPPLY
3540	24V - 2 AMP POWER SUPPLY
3550	24V - 4 AMP POWER SUPPLY
3570	24V - 6 AMP POWER SUPPLY
738	24V - 5 AMP HOUR BACKUP BATTERY

M1-10 Line Strikes:

2-3/4" Curved Lip Strike – Standard



4-7/8" Curved Lip Strike: To order specify 28- prefix



Requirements for Electrical and Data Transfer

To answer the demand for “smart” electronic access control and locking solutions that require fast, easy, and cost-effective installation, ASSA ABLOY Group brands use the ElectroLynx® standardized plug-in connectors and color-coded wiring system.

With ElectroLynx, doorway components come pre-wired for easy hookup to the power source. Key to the system is the transfer device hinge that carries power from the frame to the locking hardware.

Features of ElectroLynx:

- Makes it easy to bring power to the locking hardware
- Wires have connectors that snap together, like plugging a telephone into a jack

To connect an 8200 Electrified Mortise Lock to the electronic access control system, the following items are required:

- 8200 Electrified Mortise Lock
- ASSA ABLOY Door Group pre-wired door, or ElectroLynx retrofit cable (order from MCKINNEY)
- Electronic transfer device (ElectroLynx electronic transfer hinge or Electrical Power Transfer with standard hinge, from MCKINNEY)
- ElectroLynx cable from the hinge to above the ceiling (order from MCKINNEY)

Information regarding cable selection, hinge requirements and order strings can be found in the McKinney Transfer Device Solutions catalog. Consult 800-810-WIRE (9473) with questions on application specifications and requirements.

McKINNEY QC8 ElectroLynx Hinges for 8270-8274 functions and the RX- option is recommended.
McKINNEY QC12 ElectroLynx Hinges for LX- or DX- option is recommended.



12VDC & 24VDC Power Supplies:



- UL Class 2 Listed
- Four 12V models and four 24V models available
- Integral battery charging capability keeps sealed lead acid gel/cell at full charge in case of line voltage failure (737-battery sold separately)
- Fused line voltage input with one, four, or eight DC outputs (depending on model)
- Each circuit can be individually turned on and off via a slide switch; the power status of each is shown by an LED.
- In the event of a DC short the problem is confined to the zone of difficulty
- Fire alarm interface standard

SARGENT MODEL No.	DESCRIPTION
3521	12V - 1 AMP POWER SUPPLY
3541	12V - 3 AMP POWER SUPPLY
3551	12V - 4.5 AMP POWER SUPPLY
3571	12V - 6 AMP POWER SUPPLY
737	12V - 5 AMP HOUR BACKUP BATTERY

SARGENT MODEL No.	DESCRIPTION
3520	24V - 1 AMP POWER SUPPLY
3540	24V - 2 AMP POWER SUPPLY
3550	24V - 4 AMP POWER SUPPLY
3570	24V - 6 AMP POWER SUPPLY
738	24V - 5 AMP HOUR BACKUP BATTERY

IN100

Aperio® Wireless Access Control

Alternate Power Options



Hard Power Option (91-)

The IN100 allows hard powering via an input of 12 to 24V DC and draws 200mA at 12V DC in always connected mode. SARGENT offers a range of power supplies suitable for this application.

12VDC & 24VDC Power Supplies

- UL Class 2 Listed filtered and regulated supply
- Four 12V models and four 24V models available
- Integral battery charging capability keeps sealed lead acid gel/cell at full charge in case of line voltage failure (737-battery sold separately)
- Fused line voltage input with one, four, or eight DC outputs (depending on model)
- Each circuit can be individually turned on and off via a slide switch; the power status of each is shown by an LED
- In the event of a DC short, the problem is confined to the zone of difficulty
- Fire alarm interface standard

Model	Description
3521	12V - 1 Amp power supply
3541	12V - 3 Amp power supply
3551	12V - 4.5 Amp power supply
3571	12V - 6 Amp power supply
737	12V - 5 Amp 1 hour backup battery

Model	Description
3520	24V - 1 Amp power supply
3540	24V - 2 Amp power supply
3550	24V - 4 Amp power supply
3570	24V - 6 Amp power supply
738	24V - 5 Amp 1 hour backup battery

ElectroLynx® hinges and harnesses required for hard-powered IN100 applications are available through McKINNEY.

52-4824 91- Hard Power Kit

- Included with 91- prefix option IN100 units
- Allows for hard powering (91-) of IN100 (required for certain monitoring features)
- Compatible with ElectroLynx® system

Electrical Requirements & Accessories

8200/R8200/7800 Series Mortise Locks



Requirements for Electrical and Data Transfer

To answer the demand for “smart” electronic access control and locking solutions that require fast, easy, and cost-effective installation, ASSA ABLOY Group brands use the ElectroLynx® standardized plug-in connectors and color-coded wiring system.

With ElectroLynx®, doorway components come pre-wired for easy hookup to the power source. The key to the system is the transfer device hinge that carries power from the frame to the locking hardware.

Features of ElectroLynx®:


- Makes it easy to bring power to the locking hardware
- Wires have connectors that snap together, like plugging a telephone into a jack

To connect an 8200 & R8200 Electrified Mortise Lock to the electronic access control system, the following items are required:

- 8200 & R8200 Electrified Mortise Lock
- ASSA ABLOY Door Group pre-wired door, or ElectroLynx® retrofit cable (order from McKINNEY)
- Electronic transfer device (ElectroLynx® electronic transfer hinge or Electrical Power Transfer with standard hinge, from McKINNEY)
- ElectroLynx® cable from the hinge to above the ceiling (order from McKINNEY)

Information regarding cable selection, hinge requirements and order strings can be found in the McKINNEY Transfer Device Solutions catalog. Consult 800-810-WIRE (9473) with questions on application specifications and requirements.

McKINNEY QC8 ElectroLynx® Hinges for 8270-8274 functions and the RX- Option is recommended.
McKINNEY QC12 ElectroLynx® Hinges for LX- or DX- Option is recommended.



12VDC & 24VDC Power Supplies:



- UL Class 2 Listed
- Four 12V models and four 24V models available
- Integral battery charging capability keeps sealed lead acid gel/cell at full charge in case of line voltage failure (737-battery sold separately)
- Fused line voltage input with one, four, or eight DC outputs (depending on model)
- Each circuit can be individually turned on and off via a slide switch; the power status of each is shown by an LED
- In the event of a DC short, the problem is confined to the zone of difficulty
- Fire alarm interface standard

SARGENT Model No.	Description
3521	12V - 1 Amp Power Supply
3541	12V - 3 Amp Power Supply
3551	12V - 4.5 Amp Power Supply
3571	12V - 6 Amp Power Supply
737	12V - 5 Amp Hour Backup Battery

SARGENT Model No.	DESCRIPTION
3520	24V - 1 Amp Power Supply
3540	24V - 2 Amp Power Supply
3550	24V - 4 Amp Power Supply
3570	24V - 6 Amp Power Supply
738	24V - 5 Amp Hour Backup Battery



Hard Power Option (91-)

The Hard Power option (91-) is recommended for high traffic doors or openings that require online behavior. Hard powering a Passport 1000 P2 allows the lock to operate in an always connected mode. The P2 allows hard powering via an input of 12 to 24V DC and draws 200mA at 12V DC in always connected mode. SARGENT offers a range of power supplies suitable for this application.

12VDC & 24VDC Power Supplies

- UL Class 2 Listed filtered and regulated supply
- Four 12V models and four 24V models available
- Integral battery charging capability keeps sealed lead acid gel/cell at full charge in case of line voltage failure (737-battery sold separately)
- Fused line voltage input with one, four, or eight DC outputs (depending on model)
- Each circuit can be individually turned on and off via a slide switch; the power status of each is shown by an LED
- In the event of a DC short, the problem is confined to the zone of difficulty
- Fire alarm interface standard

Model Description

3521	12V - 1 Amp power supply
3541	12V - 3 Amp power supply
3551	12V - 4.5 Amp power supply
3571	12V - 6 Amp power supply
737	12V - 5 Amp 1 hour backup battery
3520	24V - 1 Amp power supply
3540	24V - 2 Amp power supply
3550	24V - 4 Amp power supply
3570	24V - 6 Amp power supply
738	24V - 5 Amp 1 hour backup battery

ElectroLynx® hinges and harnesses required for hard-powered Passport 1000 P2 applications are available through McKinney.

52-4824 Hard Power Cable Kit

- Included with 91- prefix option units
- Allows for hard powering (91-) of Passport 1000 P2 or IN120 (required for certain monitoring features)
- Compatible with ElectroLynx® system

Weatherseal Gasketing

- Provides sealing between outside escutcheon and door for exterior applications
- Gasketing (included) recommended for non-fire rated exterior applications

52-0782



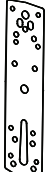
For use with Passport Escutcheon

52-0263



For use with ET Trim

97-0773



For use with EK1 Exit Trim

52-5373 Door Position Switch (DPS)

- SPST concealed switch (2 wire)
- Metal Door adapter included
- 3/8" Diameter for wood door
- 3/4" Diameter for metal door
- Supplied with P2 Exit Devices and Bored Locks

