

PE8800 Wide Stile Rim Exit Device

PE80 Series Exit Device



Specifications

Chassis Cover	Stainless steel, brass or bronze
Chassis	Nonferrous alloy (non-fire rated devices) Ferrous alloy (fire-rated devices)
Door Type	Wood, metal, aluminum (Consult factory for other door type options)
Door Configuration	Single door or double door with mullion
Door Thickness	<ul style="list-style-type: none"> • 1-3/4" minimum thickness. • For doors over 1-3/4" to 2-1/4" thick, specify thickness and order as 31-
Stile	4-1/2" minimum - Narrow & Wide Trim
Rails	Stainless steel, brass or bronze
Rail Size	<ul style="list-style-type: none"> • Standard - E, F, J, G (see page 73 for measurements). • Custom sizes available
Projection	2.88"
Latchbolt	Stainless steel, 3/4" throw
End Cap	<ul style="list-style-type: none"> • Flush end cap standard • Overlapping end cap optional - Specify OL-
Device Centerline	<ul style="list-style-type: none"> • 39-5/8" for standard applications • 38" for elementary schools
Dogging Feature	<ul style="list-style-type: none"> • Hex key dogging standard on non fire-rated mechanical devices • Specify 16- for cylinder dogging (#41 cylinder supplied). • Specify LD for less dogging
Indicators	<ul style="list-style-type: none"> • Specify 18- for passive dogging indicator • Specify 49- for lock/unlock status indicator
Strikes	<ul style="list-style-type: none"> • 649 Strike - Standard • 658 Strike - Standard with 650A mullions • Optional strikes: 613, 642, 644 and 656
Mounting Fasteners	<ul style="list-style-type: none"> • Wood and machine screws provided • Available with thrubolts (TB-)
Fire Ratings	See ratings and certifications table on page 7
Hurricane Ratings	See hurricane/windstorm ratings and certifications table on page 8

How to Order

Options (Cylinder/Mechanical/Electrical)	Device Type	Function	Rail Size	Trim	Finish - Outside	Hand	Optional Strikes	Finish - Inside	Door Width
56-	PE88	10	F	WEL	26D	RHR	644	32D	36

How to Order - Device Only

Options (Cylinder/Mechanical/Electrical)	Device Type	Function	Rail Size	Finish	Door Width
56-	PE88	10	F	32D	36

PE8800 Wide Stile Rim Exit Device

PE80 Series Exit Device

Functions

Device Only

Function	ANSI	Description	Device Only
10	01	No outside operation (No Cylinder)	PE8810
88	-	Multi-function device. Trim sold separately	PE8888
93	-	Decorative, static push bar. Outside trim ordered separately	PE8893
95	-	Active dummy rail. Outside trim ordered separately.	PE8895

Functions/Trim

Trim (For trim details, see page 74. For lever options, see pages 77-83)



(Narrow Stile
ET Trim)

Function	ANSI	Description	With Device	Trim Only*
04	03	Night latch-key retracts latch #34 cylinder supplied	PE8804 x NEx	P704 NEx
06	09	Key unlocks trim, trim retracts latch/trim relocks when key is removed #41 cylinder supplied	PE8806 x NEx	P706-8 NEx
10	02	No outside operation (No Cylinder) Trim is used as Pull Only	PE8810 x NEx	P710 NEx
13	08	Key outside unlocks/locks trim #41 cylinder supplied	PE8813 x NEx	P713-8 NEx
15	14	Passage only (no cylinder)	PE8815 x NEx	P715-8 NEx
16	10	Key Outside Retracts Latch; Key Inside Unlocks/Locks O/S Trim O/S #34 Cylinder & I/S #44 Cylinder Supplied Available with 49- Lock/Unlock Indicator Option (see page 92)	PE8816 x NEx	P716 NEx
40	01	No outside operation (no cylinder); Freewheeling trim.	PE8840 x NEx	P740 NEx
43	08	Key outside unlocks/locks trim #41 cylinder supplied. Freewheeling trim.	PE8843 x NEx	P743-8 NEx
44	03	Night latch-key retracts latch #34 cylinder supplied. Freewheeling trim.	PE8844 x NEx	P744 NEx
46	09	Key unlocks trim, trim retracts latch/trim relocks when key is removed #41 cylinder supplied. Freewheeling trim.	PE8846 x NEx	P746-8 NEx
73	-	Electrified trim - fail safe power off, unlocks lever (no cylinder)	PE8873 x NEx	P773-8 NEx
74	-	Electrified lever trim - fail secure power off, locks lever (no cylinder)	PE8874 x NEx	P774-8 NEx
75	-	Electrified lever trim - fail safe power off, unlocks lever, key retracts latch #34 cylinder supplied	PE8875 x NEx	P775-8 NEx
76	-	Electrified lever trim - fail secure power off, locks lever, key retracts latch #34 cylinder supplied	PE8876 x NEx	P776-8 NEx

*Must specify finish



(Wide Stile
ET Trim)

Function	ANSI	Description	With Device	Trim Only*
04	03	Night latch-key retracts latch #34 cylinder supplied	PE8804 x WEx	P704 WEx
06	09	Key unlocks trim, trim retracts latch/trim relocks when key is removed #41 cylinder supplied	PE8806 x WEx	P706-8 WEx
10	02	No outside operation (No Cylinder) Trim is used as Pull Only	PE8810 x WEx	P710 WEx
13	08	Key outside unlocks/locks trim #41 cylinder supplied	PE8813 x WEx	P713-8 WEx
15	14	Passage only (no cylinder)	PE8815 x WEx	P715-8 WEx
16	10	Key Outside Retracts Latch; Key Inside Unlocks/Locks O/S Trim O/S #34 Cylinder & I/S #44 Cylinder Supplied Available with 49- Lock/Unlock Indicator Option (see page 92)	PE8816 x WEx	P716 WEx
40	01	No outside operation (no cylinder)	PE8840 x WEx	P740 WEx
43	08	Key outside unlocks/locks trim #41 cylinder supplied	PE8843 x WEx	P743-8 WEx
44	03	Night latch-key retracts latch #34 cylinder supplied	PE8844 x WEx	P744 WEx
46	09	Key unlocks trim, trim retracts latch/trim relocks when key is removed #41 cylinder supplied	PE8846 x WEx	P746-8 WEx
73	-	Electrified lever trim - fail safe power off, unlocks lever (no cylinder)	PE8873 x WEx	P773-8 WEx
74	-	Electrified lever trim - fail secure power off, locks lever (no cylinder)	PE8874 x WEx	P774-8 WEx
75	-	Electrified lever trim - fail safe power off, unlocks lever, key retracts latch #34 cylinder supplied	PE8875 x WEx	P775-8 WEx
76	-	Electrified lever trim - fail secure power off, locks lever, key retracts latch #34 cylinder supplied	PE8876 x WEx	P776-8 WEx

*Must specify finish

PE8800 Wide Stile Rim Exit Device

PE80 Series Exit Device

Trim (For trim details see page 76)



(FLL/FSL Pull Trim)

Function	ANSI	Description	With Device	Trim Only*
04	03	Night latch-key retracts latch #34 cylinder supplied	PE8804 x FSL	814-FSL
10	02	No outside operation (no cylinder); Used as pull only	PE8810 x FLL	810-FLL
28	15	Passage only (no cylinder)	PE8828 x FLL	828-FLL
63	05	Key outside unlocks/locks thumbpiece #34 cylinder supplied	PE8863 x FLL	866-FLL
66	07	Key outside retracts latch; key inside unlocks/locks trim; O/S #34 & I/S #44 cylinder supplied Available with 49- Lock/Unlock Indicator Option (see page 92)	PE8866 x FLL	866-FLL

*Must specify finish



(FLW/FSW Pull Trim)

Function	ANSI	Description	With Device	Trim Only*
04	03	Night latch-key retracts latch #34 cylinder supplied	PE8804 x FSW	814-FSW
10	02	No outside operation (no cylinder); Used as pull only	PE8810 x FLW	810-FLW
28	15	Passage only (no cylinder)	PE8828 x FLW	828-FLW
63	05	Key outside unlocks/locks thumbpiece #34 cylinder supplied	PE8863 x FLW	866-FLW
66	07	Key outside retracts latch; key inside unlocks/locks trim; O/S #34 & I/S #44 cylinder supplied Available with 49- Lock/Unlock Indicator Option (see page 92)	PE8866 x FLW	866-FLW

*Must specify finish



(MAL/MSL Pull Trim)

Function	ANSI	Description	With Device	Trim Only*
04	03	Night latch-key retracts latch #34 cylinder supplied	PE8804 x MSL	814-MSL
10	02	No outside operation (no cylinder); Used as pull only	PE8810 x MAL	810-MAL
28	15	Passage only (no cylinder)	PE8828 x MAL	828-MAL
63	05	Key outside unlocks/locks thumbpiece #34 cylinder supplied	PE8863 x MAL	866-MAL
66	07	Key outside retracts latch; key inside unlocks/locks trim; O/S #34 & I/S #44 cylinder supplied Available with 49- Lock/Unlock Indicator Option (see page 92)	PE8866 x MAL	866-MAL

*Must specify finish



(PTB/PSB Pull Trim)

Function	ANSI	Description	With Device	Trim Only*
04	03	Night latch-key retracts latch #34 cylinder supplied	PE8804 x PSB	814-PSB
10	02	No outside operation (no cylinder); Used as pull only	PE8810 x PTB	810-PTB
28	15	Passage only (no cylinder)	PE8828 x PTB	828-PTB
63	05	Key outside unlocks/locks thumbpiece #34 cylinder supplied	PE8863 x PTB	866-PTB
66	07	Key outside retracts latch; key inside unlocks/locks trim; O/S #34 & I/S #44 cylinder supplied Available with 49- Lock/Unlock Indicator Option (see page 92)	PE8866 x PTB	866-PTB

*Must specify finish

Notes:

- Images represent the design of the backplate. Thumbpieces and cylinders are added to select functions.
- FLW and FSW trims are not available in 32 or 32D.
- Thumb piece trims are not available in 14, 15, 26 or 26D, except FLW is available in 14 & 15.

PE8800 Wide Stile Rim Exit Device

PE80 Series Exit Device

SARGENT®

ASSA ABLOY

Trim (For trim details see page 76)



(STS Pull Trim)

Function	ANSI	Description	With Device	Trim Only*
04	03	Night latch-key retracts latch #34 cylinder supplied	PE8804 x STS	814-ST5
10	02	No outside operation (no cylinder); Used as pull only	PE8810 x STS	810-ST5
28	15	Passage only (no cylinder)	PE8828 x STS	828-ST5
63	05	Key outside unlocks/locks thumbpiece #34 cylinder supplied	PE8863 x STS	866-ST5
66	07	Key outside retracts latch; key inside unlocks/locks thumbpiece on outside trim; Outside cylinder #34 & Inside cylinder #44 supplied Available with 49- Lock/Unlock Indicator Option (see page 92)	PE8866 x STS	866-ST5

*Must specify finish



(862, 863, 864 Pull)

Function	ANSI	Description	With Device	Trim Only*
04	03	Night latch-key retracts latch #34 cylinder supplied	PE8804 x 86x	86x
10	02	No outside operation (no cylinder)	PE8510 x 86x	86x

*Must specify finish

Note:

- Pulls and thumb piece trims are not available in 14, 15, 26 or 26D.

PE8800 Wide Stile Rim Exit Device

PE80 Series Exit Device

SARGENT®

ASSA ABLOY

Mechanical Options

	How to Specify	Detailed Description
Certifications	12-	UL fire label exit hardware (not available with 16-, 18- & HK- options)
	HC-	Hurricane rated
	WS-	Windstorm rated
Cylinder	LC-	Less cylinder
Dogging	16-	Cylinder lockdown with # 41 cylinder (not available with 12-, 59-, AL-, HK- options)
	LD-	Less dogging for non fire-rated devices
Door Type	31-	Doors over 1-3/4" and/or panels (specify door thickness, panel thickness & location as required)
End Cap	OL-	Overlap end cap
Fasteners	36-	Six lobe security head screws
	TB-	Thrubolts
Finish Protection	CPC-	Clear powder coat (available for 32 & 32D finishes)
	SG-	MicroShield® antimicrobial clear powder coat (only available with 15, 26D and 32D finishes - available as special only)
Indicators	18-	Passive dogging indicator
	49-	Lock/Unlock status indicator (available on PE8816 and PE8866 functions only)
Latching	GL-	Guarded Latch
Luminescence	PL-	SARGuide® photoluminescent push rail – (not available with 85 & 87 options)
Rail Force	5CH-	5lb. Pressure Release
Tactile Warning	76-	Tactile warning - milled outside lever (not available with Studio Collection levers and the A lever)
	85-	Tactile warning - abrasive strip on push rail (not available with PL- option)
	86-	Tactile warning - abrasive coating on outside lever
	87-	Tactile warning - abrasive strip on push rail & abrasive coating on outside lever (not available with PL- option)

Electrical Options

	How to Specify	Detailed Description
Electrical Options	53-	Latchbolt monitoring switch (not available with 59-, HC-, WS- options)
	54-	Monitors ET lever movement with Internal micro switch in ET control
	55-	Request to exit - signal switch in rail (not available with 59- option)
	55-ERM-	Double touchbar monitoring
	56-	Remote latch retraction (not available with 58-, 59-, AL- options)
	58-	Electric rail dogging (not available with 56- & 59- options)
	59-	Electroguard® self contained delayed egress device (not available with 16-, 53-, 55-, 56-, 58-, AL-, GL-, HC- & WS)
	AL-	Alarmed exit (not available with 16-, 56-, 59-, GL-, HC- & WS- options)
	HK-	Electrified exit device with manual hex key dogging (also available with 56- & 58- options)
WR-	Wire harness included when electrified trim is ordered separately (supplied standard with 59-)	

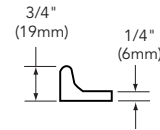
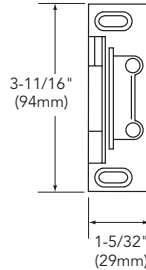
PE8800 Wide Stile Rim Exit Device

PE80 Series Exit Device

Standard Strikes

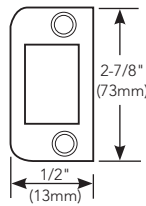
649 Strike

- Standard
- Surface applied
- Black nylon coated
- Required backset - 1-1/2"
- See template #MEDT38 (single door applications) for more details
- See template #MEDT39 (double door/mullion applications) for more details



658 Strike

- Standard with 650A mullion
- Can be ordered separately for surface application to frames
- Black nylon coated
- See template #MEDT40 for more details



PE8800 Wide Stile Rim Exit Device

PE80 Series Exit Device

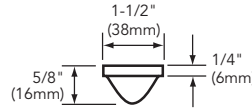
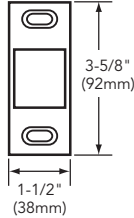
SARGENT®

ASSA ABLOY

Optional Strikes

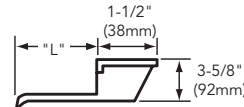
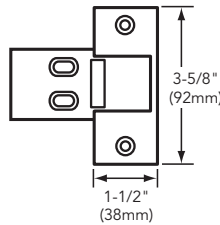
613 Strike

- Half mortised
- Black nylon coated
- See template #MEDT73 for more details



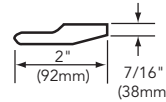
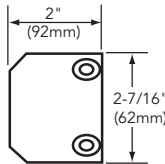
642 Strike

- Mortised
- Dimension "L" equals door thickness plus 1/2" (13mm)
- Black nylon coated
- See template #MEDT71 for more details



644 Strike

- Surface applied
- For use on pairs of doors without mullion
- Ductile Iron
- Black nylon coated
- See template #MEDT72 for more details



656 Strike

- Surface applied
- Required backset:
 - 2" - Aluminum mullions
 - 2-3/8" - Steel mullions
- Black nylon coated
- See template #MEDT74 for more details

