

Profile Series v.G1.5

Stand Alone Access
Control Products



Table of Contents

Profile Series v.G1.5

Table of Contents

Overview and Features	3
Profile LK Series (100 users)	4
v.G1.5 10 Line Cylindrical Locks	5
v.G1.5 8200 Series Mortise Locks	6
v.G1.5 80 Series Rim & Mortise Exit Devices	7
Standard and Coastal Levers and Finishes	8
Studio Collection Levers	9
Ordering Gramercy Series Levers	10
SoloPlus™ Access Control Management Software	11
Access Credentials	12
Accessories	13
Controllers and Weatherseal Gaskets	14
4293 Wall Prox Unit	15
Mechanical Options & Shipping Information	16
Cylinder Options	7-18
Architectural Specifications	19
Windstorm Certifications: UL Listed & Florida Building Codes	20



MicroShield®

As part of their promise to provide innovative solutions to their customers, certain ASSA ABLOY Group brands offer the MicroShield® technology, a silver-based antimicrobial coating designed to inhibit the growth of bacteria. MicroShield® is a registered trademark of Yale Security Inc., an ASSA ABLOY Group company.

MicroShield® Coating

- Revolutionary finish coating available on all SARGENT product lines, utilizes a silver-based antimicrobial compound from Agion Technologies
- As an integral part of the finish coating, MicroShield lasts for the life of the hardware
- MicroShield coating permanently suppresses the growth of bacteria, algae, fungus, mold and mildew. It is effective against a broad spectrum of bacteria.
- Non-toxic and completely safe. The Agion antimicrobial compound is EPA and NSF approved and FDA listed for use in medical and food preparation equipment.
- Applications: Anywhere there is need for a clean environment (hospitals, laboratories, schools, medical centers, daycare, food processing etc.)

On the Cover

G1.5-8277 PKL x LH Mortise Lock

Profile Series v.G1.5

Overview

The Profile Series v.G1.5 are standalone access control products that offer a broad selection of technologies and programming features combined with ANSI/BHMA Grade 1 mechanical locks. Many variations of the product, from the G1-LU series, which offers keypad only, to the full-featured G1-TP Series, which includes keypad, proximity and RF technology, are available. The locks are programmed via infrared data transfer and/or keypad, and all units utilize a battery-powered microprocessor-based controller with non-volatile memory to preserve user codes.

Available in 8200 Series mortise lock, 10 Line cylindrical lock and 80 Series rim and mortise exit device configurations, these locking devices are UL Listed for use on fire doors*. All products with the keypad feature offer access codes which may vary from 1 to 6 digits and utilize a master code for keypad programming. Various locking modes allow the operation of the lock to be tailored to each opening and individual user, such as panic, adjustable momentary unlock and passage.

- **G1.5-LU** (keypad only) configuration of stand-alone access control products are ideal for dormitories, assisted living facilities, hospitals, retailers, apartments and office complexes. Programming is accomplished through the keypad for most basic functions or via SoloPlus application software.
- **G1.5-PK** (proximity/keypad) version of stand-alone access control products offers the highest level of security and flexibility. These products can be programmed via keypad or SoloPlus requiring both a code (1-6 digits) and proximity card/fob/tag presentation to gain entry. It can also be programmed for keypad or proximity presentation only.
- **G1.5-PA** (proximity only) configuration of access control provides a higher level of security. All programming must be handled through the SoloPlus application software. This configuration is ideal for high traffic applications where keypad usage is not desirable: universities, laboratories or hospitals. A "master" CommEnable proximity card or fob is required to initiate programming of the lock.
- **G1.5-TU** (keypad and RF technology) series of access control offer the convenience of the keypad along with the RF technology which allows for remote unlocking and locking of the unit. This configuration is ideal where security is a concern (offices and medical clinics).
- **G1.5-TP** (keypad, proximity and RF technology) series of access control offers all three technologies allowing the lock to be programmed to respond to any of the technologies as needed.
- **G1.5-TA** (proximity and RF technology) series offers the additional security of eliminating the keypad with the convenience of remote unlocking and locking through the RF technology.

* Any retrofit or other field modification to a fire rated opening can potentially impact the fire rating of the opening, and Sargent Manufacturing Company makes no representations or warranties concerning what such impact may be in any specific situation. When retrofitting any portion of an existing fire rated opening, or specifying and installing a new fire-rated opening, please consult with a code specialist or local code official (Authority Having Jurisdiction) to ensure compliance with all applicable codes and ratings.

Standard Features

- 2000 users per lock
- 2000 event audit trail
- Powered by 6 AA batteries
 - Low battery indication – four chirps after code entry
 - Estimated battery life for non-RF models is 75,000 cycles
 - Estimated battery life for RF models is 4-1/2 mos.
- Supports Remote unlocking
- UL Listed for Fire Doors
- Adjustable unlock time from 1 - 99 seconds
- Locks with keypads support 1 - 6 digit codes
- Moisture resistant coating on electronics
- Entry of three wrong user codes in succession disables all codes for ten seconds (selectable)
- UL Listed to Canadian safety standards
- Forced and propped door option
- Weather seal gasket, conduit and shroud recommended for use on exterior doors (optional, order separately)
- Remote power and request to enter available – requires wire harness (52-3010) and hard wiring

Entry Code Features

- One master code – forced master code from factory default assigns emergency, supervisory and user codes and allows entry when deadbolt is thrown (mortise locks)
 - Multiple supervisory codes – allow temporary lockout of selected users, change unlock time duration, request infrared interrogation output and add user codes
 - Multiple emergency codes – allows entry when dead bolt is thrown (mortise locks). Unlocks after the low battery indication period has passed and user codes no longer operate lock
 - Temporary codes by number of uses (1-500), start-and-stop dates or total days after first use (24 hour specific)
 - Maintained (passage) code – unlocks for extended periods of time

Keypad Features

- LEDs on unit indicate status – green indicates unlocked; yellow indicates programming mode

Proximity Features

- Supports all HID 125 KHz bit formats by Keypad Presentation or when using proximity enrollment station ES-G1 with SoloPlus software
- Supports 26, 34, & SARGENT 1000 (35 bit) HID formats with SoftLink Plus™ version 4.0 or higher, and SoloPlus software programming

Clock/Time Features

- Real time clock with date & time
- Up to 8 time zones per lock
- Supports holidays (16 single & 16 blocked)
- Supports Daylight Savings Time

RF Technology Features

- UL and cUL Listed for fire doors
- Typical operating distance of 35 to 75 feet on inside of door; 10 to 25 feet on outside of door*
- Multiple RF Fobs may be programmed into a single lock
- LED indicator on inside escutcheon shows when RF lock is actuated
- Primary modes of RF Technology: Passage, Unlock/Relock and Panic

*Operating distance may vary depending on building construction

NOTES

- v.G1.5 controllers replace v.G1 controllers. Product is still ordered as G1- option. Controllers are labelled "G1.5"
- v.G1.5 controllers will work with SoftLink Plus software versions 3.0 and above, and SoloPlus software, as well as provide additional keypad programming features.

Profile LK Series (100 Users)

Stand Alone Access Control Products



Overview

The Profile LK Series are available with 8200 Series Mortise Locks, 10 Line Cylindrical Locks and 80 Series Rim and Mortise Exit Devices. Available functions are the same as the v.G1.5 as listed in the Options chart.

The Profile "LK" stand-alone access control products are designed for areas that require authorized entry, such as stairwell doors, meeting rooms, company health clubs, etc. Microprocessor-based technology with non-volatile solid state memory ensures that codes will not be lost even if batteries stop functioning. The controller retains a total of 100 different user codes varying in length from one to six digits. All programming is done through the keypad.

Features

- Estimated Battery Life: 75,000 cycles
- Requires 6 AA batteries; hard wiring available
- Lock holds 100 users and 1000 event audit trail, downloadable through DTD and SoloPlus
- Supports Master, Emergency, Supervisory and One-Time User codes
- Adjustable unlock time from 1 - 99 seconds
- Supports remote unlocking
- For Windstorm Certifications, see page 19

Ordering Profile LK Cylindrical Locks

Options	Type	Function	Technology	Lever	Finish	Hand
Select from pages 16-18	10	G77	LK	Select from page 8		RHR, LHR, RH or LH
Example:		10G77	LK	L	26D	RH

Ordering Profile LK Mortise Locks

Options	Type	Function	Technology	Lever	Finish	Hand
Select from pages 16-18	82	Select from functions on page 6	LK	Select from page 8-10		RHR, LHR, RH or LH
Example:		8276	LK	L*	26D	LH

Ordering Profile LK Exit Devices

Options	Technology	Series & Type	Function	Rail Size	Trim/Lever	Hand	Finish	Door Width
Select from pages 16-18	LK	88-Rim 89-Mortise	Select from functions on page 7	E: 24-32"; F: 33-36"; J: 37-42"; G: 43-48"	ET followed by lever designation from page 8-10	RHR or LHR	Select from page 8	Door Width If supplied, rails will be cut to size
Example:	LK	8877		E	ETL*	LHR	26D	32"

* For Gramercy Levers refer to page 17 on how to order

Copyright © 2006-2019, SARGENT Manufacturing Company. All rights reserved. Reproduction in whole or in part without the express written permission of SARGENT Manufacturing Company is prohibited. Patent pending and/or patent www.assaabloydss.com/patents.

10 Line Cylindrical Locks

Profile Series v.G1.5

The Profile Series v.G1.5 10 Line cylindrical lock is available with a wide selection of lever designs and hardware finishes. These motorized locks include cylinder override standard.

Profile Series v.G1.5 locks offer unique functionality that is ideal for classroom applications. Providing easy everyday access to the classroom using a PIN code or prox card, the G1.5 also provides the ability to lock the door quickly with an RF fob from almost anywhere inside the room.

Mechanical Features

- ANSI/BHMA A156.2 Grade 1 cylindrical lock
- For Windstorm Certifications, see page 20
- Motor-driven cylindrical lock
- Latch brass, 1/2" (13mm) throw; UL Listed 3/4" (19mm) throw (41- option) available
- 2-3/4" (70mm) backset standard. Consult factory for other available backsets
- For 1-3/4" (44mm) thick door standard. Consult factory for other thicknesses
- Handed (field-changeable)
- Heavy duty lever spring return
- Steel mounting studs
- 3 through-bolt position combinations
- Operates with 6 "AA" alkaline batteries (included)
- Not available with 81-, 83-, F1-83-, 84- options

v.G1.5 Cylindrical Lockset



- Latch retracted by inside lever at all times
- Key outside retracts latch
- Outside lever rigid except when in "passage" mode or valid user code entered

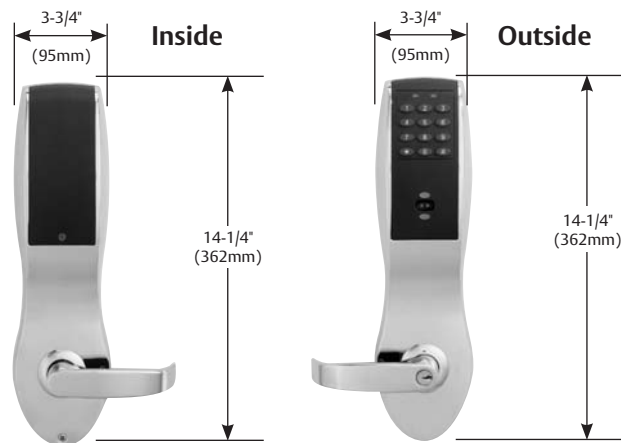
Cylindrical Lock Functions

If the lock needs to have:	Then select:			
	Series	Type	Function	Technology
Prox and keypad				
Cylinder override	G1	10	G77	PK or TP*
Prox only				
Cylinder override	G1	10	G77	PA or TA*
Keypad only				
Cylinder override	G1	10	G77	LU or TU*

*Supports RF technology

Escutcheons

- Zinc die cast
- Projection at bottom 11/16" (17mm) less lever
- Projection at top 1-5/8" (41mm)
- Tactile keypad
- Operating temperature -40°F (-40°C) to 135°F (57°C)
- LEDs indicate valid/invalid entries
- Keys/buttons with double shot mold construction prevents wear



Ordering Profile Cylindrical Locks

Options	Series	Type	Function	Technology	Levers	Finish	Hand
Select from page 16-18	Select from G1.5 Cylindrical Lock Function chart above			PK, PA, LU, TP, TA or TU	Select lever and finish from page 8		RHR, LHR, RH or LH
Example:	G1-10G77			PK	G	03	RH

8200 Series Mortise Locks

Profile Series v.G1.5

The Profile Series v.G1.5 8200 motorized mortise lock has a clean, crisp design and is available with many lever designs and hardware finishes. Profile Series v.G1.5 mortise locks feature Ecoflex™ technology for improved battery life.

The Profile Series v.G1.5 mortise locks offer unique functionality that is ideal for classroom applications. Providing easy everyday access to the classroom using a PIN code or prox card, the G1.5 also provides the ability to lock the door quickly with an RF fob from almost anywhere inside the room.

Mechanical Features

- ANSI/BHMA A156.13 Grade 1 mortise lock
- For Windstorm Certifications, see page 20
- Motor driven mortise lock
- 3/4" stainless steel, anti-friction reversible latch
- For 1-3/4" (44mm) thick door standard. Consult factory for other thicknesses
- Stainless steel non-handed deadlocking latch
- Handed, easily field reversible without opening lockbody
- Lever trim through-bolted for increased security and durability
- Operates with 6 "AA" batteries (included)
- Not available with SC- & SE- options

Profile Series v.G1.5 Mortise Lock Functions

All v.G1.5 Mortise Functions feature:

- Trim outside rigid except when in "passage" mode or with valid user credential
- Trim inside always retracts latch and deadbolt
- Guardbolt deadlocks latch

Cylinder Override Function Features:

- Key outside retracts latch and deadbolt when trim is locked electronically
- Cylinder override requires 1-3/8" cylinder (Size 43) standard for conventional and interchangeable core cylinders

Deadbolt Function Features:

- When deadbolt thrown, outside lever operable only with Emergency or Master code
- 1" hardened stainless steel deadbolt

Mortise Lock Functions

If the lock needs to have:	Then select:			
	Series	Type	Function	Technology
Prox and keypad				
Cylinder override and deadbolt	G1	82	76	PK or TP*
Cylinder override and no deadbolt	G1	82	78	PK or TP*
Deadbolt and no cylinder override	G1	82	77	PK or TP*
No deadbolt and no cylinder override	G1	82	79	PK or TP*
Prox only				
Cylinder override and deadbolt	G1	82	76	PA or TA*
Cylinder override and no deadbolt	G1	82	78	PA or TA*
Deadbolt and no cylinder override	G1	82	77	PA or TA*
No deadbolt and no cylinder override	G1	82	79	PA or TA*
Keypad only				
Cylinder override and deadbolt	G1	82	76	LU or TU*
Cylinder override and no deadbolt	G1	82	78	LU or TU*
Deadbolt and no cylinder override	G1	82	77	LU or TU*
No deadbolt and no cylinder override	G1	82	79	LU or TU*

* Supports RF technology

Inside/Outside Escutcheon

- Keys/buttons with double shot mold construction prevents wear
- Zinc die cast
- Operating temperature -40°F (-40°C) to 135°F (57°C)
- LEDs indicate valid/invalid entries
- Projection at bottom 5/16" (8mm) less lever
- Projection at top 1-5/8" (41mm)



82243 Dorm Room Anti-Lock with Deadbolt and inside lever switch

Note: Same as 8276 with these variations



- Dorm room application for students using proximity cards
- Prevents students from locking themselves out of dorm rooms
- Only available with v.G1.5 Technology
- Requires controller to be configured for Dorm Room application at factory
- Available with PK and PA versions

Ordering Profile Cylindrical Locks

Options	Series	Type	Function	Technology	Levers	Finish	Hand
Select from page 16-18	Select from G1.5 Mortise Lock Function chart above			PK, PA, LU, TP, TA or TU	Select lever and finish from pages 8-10		RHR, LHR, RH or LH
Example:	G1-8276			PK	MH*	03	RH

* For Gramercy Levers refer to page 8 on how to order

Copyright © 2006-2019, SARGENT Manufacturing Company. All rights reserved. Reproduction in whole or in part without the express written permission of SARGENT Manufacturing Company is prohibited. Patent pending and/or patent www.assaabloydss.com/patents.

80 Series Exit Devices

Profile Series v.G1.5

The Profile Series v.G1.5 80 Series rim and mortise exit devices provide access control in areas where life safety is a concern, including stairwell areas or tenant occupied facilities where stand alone access control is required. The Profile Series v.G1.5 exit devices are available with many lever design styles and hardware finishes.

Profile Series v.G1.5 locks offer unique functionality that is ideal for classroom applications. Providing easy everyday access to the classroom using a PIN code or prox card, the G1.5 also provides the ability to lock the door quickly with an RF fob from almost anywhere inside the room.

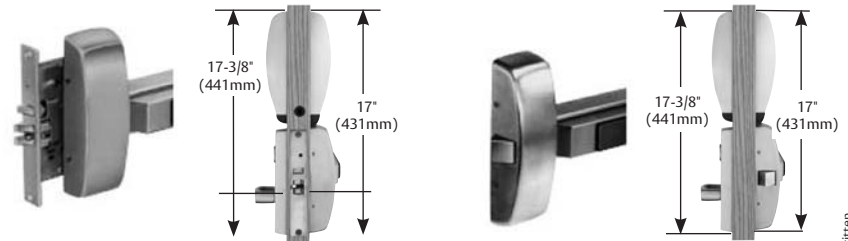
Mechanical Features

- ANSI/BHMA A156.3 Grade 1 Exit Devices
- For Windstorm Certifications, see page 20
- Motor-driven ET trim
- Latch 3/4" (19mm) throw (stainless steel 8800, anti-friction brass 8900)
- For 1-3/4" (44mm) door standard. Consult factory for other thicknesses
- Operates with 6 "AA" alkaline batteries (included)
- Cylinder override uses 34 rim cylinder, 8877; 46 mortise cylinder (1-3/4" [44mm] length of shell), 8977
- No cylinder override for 8878 and 8978
- 8977 not available with SC- & SE- options

Exit Device Lock Functions

All G1.5 Exit Devices feature:

- Always allows free egress
- Key outside retracts latch (8877 and 8977)
- Outside lever rigid except when in passage mode or valid user credential entered

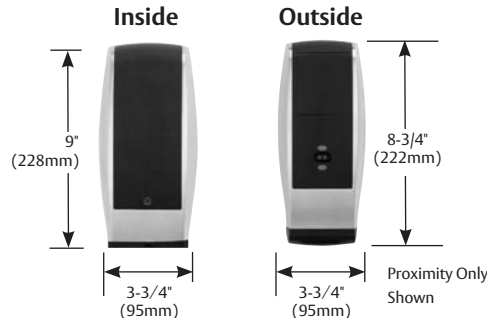


If the lock needs to have:	Mortise Exit				Rim Exit			
	Series	Technology	Type	Function	Series	Technology	Type	Function
Prox and keypad								
Cylinder override	G1	PK or TP*	89	77	G1	PK or TP*	88	77
No Cylinder override	G1	PK or TP*	89	78	G1	PK or TP*	88	78
Prox only								
Cylinder override	G1	PA or TA*	89	77	G1	PA or TA*	88	77
No Cylinder override	G1	PA or TA*	89	78	G1	PA or TA*	88	78
Keypad only								
Cylinder override	G1	LU or TU*	89	77	G1	LU or TU*	88	77
No Cylinder override	G1	LU or TU*	89	78	G1	LU or TU*	88	78

* Supports RF technology

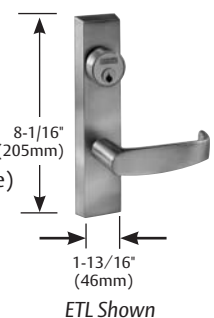
Escutcheons

- Zinc die cast
- Projection at top 1-5/8" (41mm)
- Operating temperature – 40°F (-40°C) to 135°F (57°C)
- LEDs indicate valid/invalid entries
- Keys/buttons with double shot mold construction prevents wear



Outside ET Lever Control

- Cast escutcheon
- Projection 13/16" (21mm)
- For Rim Exit Devices: 777-8 (cylinder hole) 778-8 (no cylinder hole)
- For Mortise Exit Devices: 777 (cylinder hole) 778 (no cylinder hole)



Ordering 80 Series Exit Devices

Options	Series	Technology	Type	Function	Rail Size	Trim/Lever	Hand	Finish	Door Width
Select from page 16-18	Select from G1.5 Exit Device Function chart above				E: 24 - 32"; F: 33 - 36"; J: 37 - 42"; G: 43 - 48"	ET followed by lever designation from page 8-10	RHR or LHR	Select from page 8	If supplied, rails will be cut to size
Example:	G1-LU-8878				E	ETL*	RHR	03	32"

* For Gramercy Levers refer to page 10 on how to order

Standard and Coastal Levers and Finishes

Profile Series v.G1.5



Profile Series v.G1.5 products are available with lever designs identical to levers offered on mechanical hardware to introduce uniformity throughout a facility. Lever projection from door surface varies with lock type.

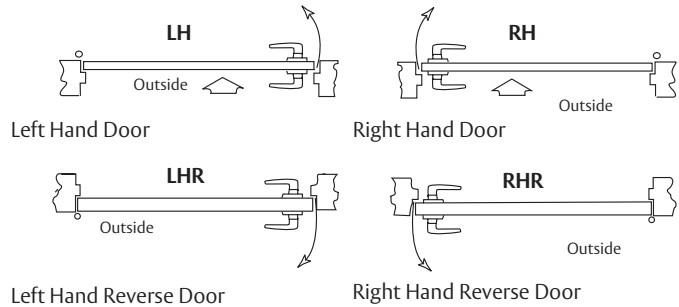
Note: Exit devices are only available with ET Trim.

Standard and Coastal Levers

Standard Levers					
Lever	Design	Handed	Mortise	Cyl.	Exit
A		Yes	X		X
B		-	X	X	X
E		-	X		X
F		-	X		X
J		-	X	X	X
L		-	X	X	X
P		-	X	X	X
W		-	X		X

Coastal Levers					
Lever	Design	Handed	Mortise	Cyl.	Exit
C		-	X		X
G		Yes	X	X	X
R		-	X		X
S		Yes	X		X
Y		Yes	X	X	X

Handing



Finishes

SARGENT offers many different finishes for Profile Series products. Please reference the chart below to determine if your product is available in a particular finish.

	Finishes	ANSI	Mortise	Cyl.	Exit
03	Bright brass	605	X	X	X
04	Satin brass	606	X	X	X
09	Bright bronze	611	X	X	X
10	Satin bronze, clear powder	612	X	X	X
10B	Oxidized satin bronze oil robbed	613	X	X	X
10BE	Dark Oxidized Satin Bronze — equivalent	613E	X	X	X
10BL	Oxidized satin bronze, clear power coat	614	X	X	X
14*	Bright nickel, clear coated	618	X	X	X
15*	Satin nickel, clear coated	619	X	X	X
20D	Dark statuary bronze, clear powder coat	624	X	X	X
26*	Bright chrome	625	X	X	X
26D*	Satin chrome	626	X	X	X
32	Bright stainless steel	629	X	-	X
32D	Satin stainless steel	630	X	-	X

* With Exit Devices: 14, 15, 26 & 26D Finishes are available on external trims only, the exit devices will be supplied in 32 or 32D accordingly. When 32 or 32D is specified, the trim will be supplied in 26 or 26D accordingly.

Copyright © 2006-2019, SARGENT Manufacturing Company. All rights reserved. Reproduction in whole or in part without the express written permission of SARGENT Manufacturing Company is prohibited. Patent pending and/or patent www.assaabloydss.com/patents.

Studio Collection Levers

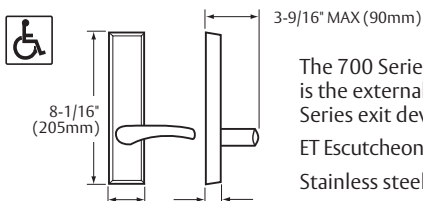
Profile Series v.G1.5

Studio Collection Levers are available with the 8200 Series Mortise Locks. With Exit Device, the Studio Collection is available with the ET trim creating uniformity throughout a facility.

Aventura Series				
Lever	Design	Handed	Mortise Locks	Exit Devices
MB		-	X	X
ME		-	X	X
MF		-	X	X
NF ¹		-	X	X
MG		-	X	X
MI		-	X	X
NI ¹		-	X	X
MW ¹		-	X	X
Odeon Series				
MN ^{2,3}		Yes	X	X
MH ³		Yes	X	X
MK ^{2,3}		Yes	X	X
MS ³		Yes	X	X
MU ³		Yes	X	X
MV ³		Yes	X	X
NS ^{1,3}		Yes	X	X
NU ^{1,3}		Yes	X	X
MX ^{1,3}		Yes	X	X

- Lever returns within 1/2" (13mm) of door face
- Gramercy levers are customized. Refer to page 10 for ordering information.
- Not available in 32D or 32 finish

ET Lever Controls for Exit Devices



The 700 Series ET and Lever Control is the external trim with all Profile 80 Series exit devices
ET Escutcheons and levers are plated brass
Stainless steel levers are available

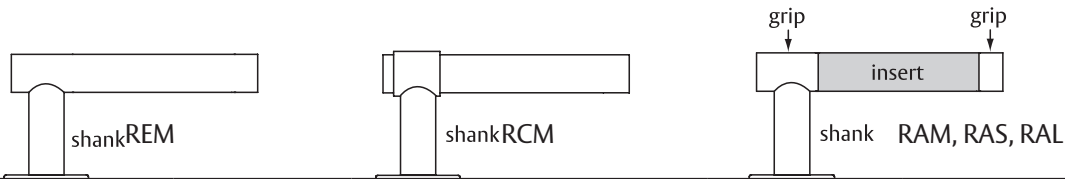
Notting Hill Series				
Lever	Design	Handed	Mortise Locks	Exit Devices
MQ ³		Yes	X	X
MT ^{2,3}		Yes	X	X
MM ³		Yes	X	X
MY ^{1,3}		Yes	X	X
Rialto Series				
MO ³		Yes	X	X
MZ ^{1,3}		Yes	X	X
Centro Levers				
MD		-	X	X
MJ		-	X	X
MP ^{2,3}		-	X	X
ND ¹		-	X	X
NJ ¹		-	X	X
Gramercy Levers**				
RCM ²		-	X	X
RAL ²		-	X	X
REM ²		-	X	X
RAM ²		-	X	X
RAS ²		-	X	X
RAG ²		-	X	X
RGM ²		-	X	X

Experience a safer
and more open world

Ordering Gramercy Series Levers and Rose Designs

Profile Series v.G1.5

Elements of Gramercy Series Levers



Lever	Part Number	Shank Finish*	Insert	Grip Finish
Plain†	REM	Polish Stainless (629) or Satin Stainless (630)	n/a	Polish Stainless (629) or Satin Stainless (630)
With Raised Band	RCM	Polished Stainless (629)	n/a	Polish Stainless (629) or Satin Stainless (630)
With Metallic Insert	RAM	Polished Stainless (629)	Satin Stainless (630)	Polished Stainless (629)
With Santoprene Insert†	RAS	Polished Stainless (629) or Satin Stainless (630)	Black (BK)	Polish Stainless (629) or Satin Stainless (630)
With Leather Insert†	RAL	Polished Stainless (629) or Satin Stainless (630)	Black (BK) or Brown (BN)	Polish Stainless (629) or Satin Stainless (630)

* Rose and escutcheon finish is designated by shank finish selected

† Grip finish must match shank finish

To order Gramercy Series levers with SARGENT products, see the examples below. When specifying finish, use the last two digits of the BHMA standard finish code, i.e. use "29" for polished stainless, BHMA finish 629.

G1-8200 Series Mortise Lock Examples

Options	Series	Function	Technology	Lever	Shank Finish*	Insert Finish	Grip Finish	Hand
select from pages 16-18	G1-82	select from page 6	PK, PA, LU, TP, TA or TU	Leather insert	polished or satin stainless	Black or Brown	polished or satin stainless	RHR, RH, LHR, or LH
10-	G1-82	76	LU	RAL	29	BN	29	RH

80 Series Exit Device Example – Available with ET escutcheon

Options	Series	Technology	Type	Functions	Rail Size	Lever	Shank Finish*	Insert Finish	Grip Finish	Hand	Inside Finish	Door Width
select from pages 16-18	Select from G1.5 Exit Device Function chart from page 7				E, F, J & G	Leather insert	polished or satin stainless	select from page 8	polished or satin stainless	RHR, RH, LHR, or LH	select from page 8	
10-	G1-	PK	89	77	F	RAL	29	BN	29	RH	14	36"

SoloPlus™ Access Control Management Software

Profile Series v.G1.5

SoloPlus Access Control Management System

The ASSA ABLOY SoloPlus Access Control Management Software allows simple programming and interrogation of the Profile Series v.G1.5 access control products. This software provides the means for fast, convenient assignment of access levels, doors, users, time zones and management of multiple doors with full audit trail capability. Communication between the computer and lock controller is accomplished using either a Data Transfer Device (DTD) or compatible PDA, and allows quick and efficient program transfer and audit trail retrieval.

SoloPlus Features



- Password protected
 - Supports 2,000 users per lock
 - 20,000 user name database
 - 2,000 event transaction history – audit trail to include user entry, date, time, user number, access denied, passage on, passage off, auto unlock, time zone denied, print, audit trail release, program mode, program mode denied, etc.
 - Master code entry at keypad or presentation of “Master” or “CommEnable” proximity credential at lock initiates PC download programming
 - User friendly help feature
 - Extensive report generating feature
 - Directly supports 26, 34, 35 Corporate 1000, and 37 (no site code) bit HID 125 kHz formats or all formats up to 40 bit through use of the enrollment station (ES-G1)
 - Designed for operation with Personal Digital Assistant (PDA) running Palm OS® or DTD
 - PDA/DTD provides convenient, infrared means of transferring information to and from lock using SoloPlus software
 - Capable of up/down loading door information for up to 250 doors when using DTD. Door capacity for a PDA is determined by the available internal memory of the PDA.
 - Access the database(s) from multiple PC locations
 - Auto Backup prompts
 - “User-Friendly” System Setup Task List Guide
 - Enable/Disable/Retire user capability
 - Auto Unlock with or without “first in” authorization
 - First-in Auto-Unlock by specified users*
 - User name import from an external database
 - Forced/Propped Door log events - harness required (option)
- *v.G1.5 controller also required

DTD Data Transfer Device



- Use to download audit trails from v.G1.5 or LK to PC
- Includes SoloPlus™ software

System Requirements

- Data Transfer Device (DTD) or Personal Digital Assistant (PDA)* - See chart for compatible PDA models
- USB Port
- Operating System:
Windows XP (Home, Professional)
Windows Vista (Home Premium, Business)
Windows 7 (Home Premium, Professional)
Windows Server (2003, 2008)
- VGA monitor
- CD ROM drive
- Instruction Manual included on CD

*DTD required for Windows Vista and later.

Compatible PDAs


PDA Manufacturer	Model Number
Aceeca	Meazura
Handspring	Visor
Kyocera	7135 Smart Phone
Palm	IIIc, IIIx, IIIxe, m105, m125, m130, m500, m505, 515, V, Vx, VIIx, Tungsten C, Tungsten E, Tungsten E2, Tungsten T, Tungsten W, TX, Zire, Zire 21, Zire 31, Zire 71, Zire 72
Sony	Clie SJ20

Consult factory for other compatible models.

Below are 125 kHz proximity credentials offered by SARGENT. Other 125 kHz proximity credentials can be purchased from HID.

Credential Features

- 26 bit Wiegand format available (consult factory for additional formats)
- HID-based proximity cards, fobs or tags
- Allows integration into existing facilities with HID-based technology
- SARGENT standard credentials are 26 Bit Wiegand format, Site Code and Proximity ID assigned by SARGENT
- Custom credentials available with customer assigned ID#'s, Facility Code, etc. Consult Factory

Product #	Features	Image
PCH-P30	ISOProx® II Card <ul style="list-style-type: none"> • Site Code and Proximity ID#'s determined and Controlled by SARGENT • 26 Bit Format, HID Coded Wiegand Output 125kHz • Dimensions: 2-1/8" x 3-3/8" (54mm x 85.7mm) 	
PCH-P30-C *Custom - Consult Factory	<ul style="list-style-type: none"> • Thickness: .031" nom. (0.84mm) • Blank Cards can be printed on by others • Cards ordered individually*** (Min. Order is 25 Cards) 	



MicroProx® Tag Transponders

The MicroProx Tag is a coin-sized (disk-shaped) transponder that provides the ability to add HID proximity technology to a device. The MicroProx Tag has an adhesive backing which allows it to be secured to any non-metallic object.

- Easily Secured To: Employee badges, PDAs, Magnetic stripe cards, Cell phones
- Proximity ID# marked on each Tag
- Dimensions: 1.285" Dia. x 0.070" (32.6mm x 1.78mm)
- 26 Bit Format, HID Coded Wiegand Output 125kHz
- Gray color with HID Logo



MPT	- Site Code and Proximity ID#'s determined and controlled by SARGENT - MicroProx Tag ordered individually*** - Minimum order is 25 MicroProx Tag	NOTE: The MicroProx Tag should be attached to magnetic stripe cards so that contact with the magnetic card reader is avoided.
MPT-C	- Site Code and Proximity ID#'s requested by customer - MicroProx Tag ordered individually*** - MicroProx Tag with custom Site Code, consult factory for minimum quantities	

SARGENT ProxKey® III		
PF	PF SARGENT ProxKey III <ul style="list-style-type: none"> • Site Code and Proximity ID#'s determined and controlled by SARGENT • 26 Bit Format, HID Coded Wiegand Output 125kHz • 1.555" x 1.25" x 0.235" inches max (3.95 cm x 3.18 cm x 0.60 cm) • Key ring sold separately (part no. 57-0001-02) • SARGENT ProxKey III ordered individually*** (Minimum order is 25 ProxKey III) 	
PF-C	PF-C Custom ProxKey III <ul style="list-style-type: none"> • Site Code - requested by customer • Proximity ID#'s requested by customer • 26 Bit Format, HID Coded Wiegand Output 125kHz • 1.555" x 1.25" x 0.235" inches max (3.95 cm x 3.18 cm x 0.60 cm) • Key ring sold separately (part no. 57-0001-02) • PF-C Custom ProxKey III ordered individually*** (Minimum order is 100 Custom ProxKey III) 	

*** Products are ordered individually; ordered quantity is the number of items to be shipped. If a quantity of 25 is ordered, 25 individual items will be shipped. Please note minimum order requirements.

Profile Series v.G1.5

3267 Remote Power



- Provides a filtered and regulated 9 VDC remote power for Profile Series v.G1.5 locks
- Each unit can supply power to two v.G1.5 or LK products
- Optional 12 VDC Gel Cell battery allows for continuous operation in the event of a power failure. (Strongly recommended for applications without cylinder over-ride to prevent lock-out)
- Requires manufactured door with ElectroLynx or raceway through the door for hard-wiring*

Reference template list below for correct preparation of non-ElectroLynx doors.

- 4540 – Bored Lock
- 4541 – Mortise Lock
- 4542 – Rim and Mortise Exits

Includes:

- Plug-In Wall Transformer (52-0255) and (52-0258) 12' (3.6m) of shielded wire for connection between power transfer and power supply. (Maximum length of 50' (15.2m) recommended)

* Recommended for new opening. Retrofit application may require surface mounted wire mold and transfer loop by others.

Profile Series v.G1.5 Exit Device Upgrade Kit For:

- SARGENT 80 Series Rim Exit Device (8877/8878)
- Mortise Exit Device (8977/8978)

The Escutcheon/Electronics kits are available as single or three packs. When ordering specify kit number and finish (i.e. 231LK x 26D)

Exit Device Profile Upgrade

1 Pack Kit P/N	3 Pack Kit P/N	Description
231 LK	233 LK	Keypad Only (100 User\1000 Audit Capability)
231 G1-LU	233 G1-LU	Keypad Only (2000 User\2000 Audit Capability)
231 G1-PA	233 G1-PA	Proximity Only (2000 User\2000 Audit Capability)
231 G1-PK	233 G1-PK	Proximity & Keypad (2000 User\2000 Audit Capability)
231 G1-TU	233 G1-TU	Keypad Only (2000 User\2000 Audit Capability) with RF Technology
231 G1-TA	233 G1-TA	Proximity Only (2000 User\2000 Audit Capability) with RF Technology
231 G1-TP	233 G1-TP	Proximity & Keypad (2000 User\2000 Audit Capability) with RF Technology

Trim Kits contain motorized exit trim used with the Profile Upgrade Kits to convert an existing exit device.

Trim Kit P/N	Description
777-8	8800 Series Rim Exit Device w/ Cylinder Override
778-8	8800 Series Rim Exit Device w/o Cylinder Override
777	8900 Series Mortise w/ Cylinder Override
778	8900 Series Mortise Exit w/o Cylinder Override

52-2551 RF Fob



RF technology offers stand-alone access control enhancement by allowing the user to remotely control the lock by means of a hand-held transmitter (RF Fob).

The Profile Lock is easily programmed for three primary RF actuation modes: Passage, Standard or Panic. RF Technology is a means of operating the lock in addition to by direct keypad code entry or proximity credential presentation.

NOTE: RF Fob sold separately

Experience a safer and more open world

3267 Replacement Parts

52-0255 Plug-In Wall Transformer



- Output 16.5 VAC, 2.4 Amps
- UL/cUL Listed
- Provides input power to Model 3267 Remote Power supply module

52-0258

- Cable Assembly-Power Supply to Power Transfer
- 12' (3.6m) shielded cable from the power to the power supply

91- Option Remote Power & Unlocking Wiring Harness

- Wire harness for Remote Power and Remote Unlocking (request to enter)
- Packed with lock assembly
- When ordering harness only, use 52-3010



- For ElectroLynx doors - QC8 electric hinge is required, available from MCKINNEY
- For non-ElectroLynx doors - requires raceway with wire harness through the door and power transfer

– 4-Wire Concealed Circuit Hinge for Remote Power Only (McKINNEY CC4)

– 6-Wire Concealed Circuit Hinge for Remote Power and Remote Unlocking Options (McKinney CC6)(McKinney CC6)

52-0256 Gel Cell Battery

- Optional for 3267 Remote Power supply
- Provides continuous operation of Profile Series v.G1.5 in the event of a power failure
- 12 VDC 1.2 A/Hr rating
- 10,000 cycles typical in the event of power failure

DM- Option Forced/Propped Door Harness



- Wire harness for Forced/Propped door
- Packed with lock assembly
- When ordering harness only, use 52-3409
- For ElectroLynx doors - QC8 electric hinge is required; QC12 electric hinge is required when used with Remote Power and/or Remote Unlocking
- For non-ElectroLynx doors - requires raceway with wire harness through the door and power transfer

4 Wire Concealed Circuit Hinge for Forced/Propped Door Only (McKINNEY CC4).

8 Wire Concealed Circuit Hinge for Forced/Propped Door and Remote Power/Remote Unlocking (McKINNEY CC8)

- Door Status switch required

Controllers and Weatherseal Gaskets

Profile Series v.G1.5

SARGENT
ASSA ABLOY

Keypad Assemblies



4293 52-2704 52-2706

Controller



Note: Replacing existing G1 controllers with G1.5 controllers provides the following new features:

- “Forced” Master Code change from factory default
- Multiple Supervisory users
- First-in Auto-Unlock by specified users (SoloPlus or SofLink Plus 5.0 required)
- Temporary Codes by number of uses (1-500), start-and-stop dates or total days after first uses (SoloPlus or SofLink Plus 5.0 required)

Dorm Room Anti-Lock Product

Controller Assy	52-3413
Keypad Assy, G1-PK	52-2704
Keypad Assy, G1-PA	+52-2706

v.G1.5 Series Controllers

Assembly	Products	LK	G1-LU	G1-PK*	G1-PA*	G1-TU	G1-TP	G1-TA
Controller	Bored	52-2439	52-2733	52-2734	52-2734	52-2735	52-2736	52-2736
	Mortise	52-2440	52-2783	52-2784	52-2784	52-2785	52-2786	52-2786
	Exit	52-2441	52-2783	52-2784	52-2784	52-2785	52-2786	52-2786
Keypad	All	52-2432	52-2704	52-2704	+52-2706	52-2704	52-2704	+52-2706

*FCC approved
+Proximity only, no keypad

- Assemblies include circuit board and housing
- Batteries not included
- v.G1.5 controllers are labeled “G1.5”

Weatherseal Gasketing

- Provides sealing between outside escutcheon and door for exterior applications
- Gasketing (included) recommended for non-fire rated exterior applications

82-0500



For use with 8200 Mortise Escutcheon

68-1400



For use with 8800 or 8900 Exit Escutcheon

52-0263



For use with ET Trim

10-0469



For use with 10G77 Cylindrical Escutcheon

52-2593 Protective Shroud



- Provides weather protection for outside escutcheon
- Cover and hinge molded of tough polycarbonate
- Stainless steel torsion spring maintains cover in closed position
- Easily lifts for access to keypad
- Comes with mounting hardware and gasket
- Fast, easy installation
- Order separately

52-2847 Conduit



- Provides weather protection inside of door
- Constructed of durable ABS material
- For non-fire rated exterior applications only
- Included with product

ES-G1 Enrollment Station



- Enrolls HID 125 kHz output (up to 40-bit format) proximity cards into software when bit format and/or site code is unknown
- PC Serial com port required
- SofLink Plus 5.0 or SoloPlus required

Copyright © 2006-2019, SARGENT Manufacturing Company. All rights reserved. Reproduction in whole or in part without the express written permission of SARGENT Manufacturing Company is prohibited. Patent pending and/or patent www.assaabloydcs.com/patents.

90140 09/19

4293 Wall Prox Unit

Profile Series v.G1.5

SARGENT's 4293 stand-alone prox reader offers all of the expanded capabilities of our Profile Series v.G1.5 hardware self-contained in a hard-wired reader.

The 4293 Wall Prox unit is managed from a personal computer using SoloPlus or SofLink Plus Version 4.0 or higher software. The 4293 Wall Prox unit is equipped with IR (infrared) communications which allow the unit to be programmed with SoloPlus or SofLink PDP software. In addition, the 4293 Wall Prox unit can be programmed with the unit's keypad.

No separate controller is needed for the 4293 Wall Prox, eliminating the need to run cables from a reader to a controller. The independent unit includes built in HID proximity technology, a keypad, and the controller.

Features

- 12VDC or 24VDC, 70mA hard-wired Proximity reader
- 2 Amp main lock relay contact rating
- 2,000 users and 2,000 audits
- Database capacity of 20,000 individual users
- Weather Resistant electronics (gasket included)
- Supports all HID 125 KHz formats (up to 40 bit) by Keypad Presentation or when using proximity enrollment station ES-G1 with SofLink Plus 5 or SoloPlus software
- Supports 26, 34, & SARGENT 1000 (33 bit) HID formats with SofLink Plus™ version 4.0 or higher, or SoloPlus software
- Separate (auxiliary) 2 amp relay to signal alarm shunt, propped or forced door (must use door status switch)
- Audible Alert for propped or forced door
- Can locate proximity antenna up to 10' from keypad/controller
- Glass mounting kit provided



Dimensions:
L: 5-1/4"
W: 2-3/4"
D: 1-5/8"

Access System Requirements

Software Requirements:

- SoloPlus or SofLink Plus™ Version 4.0 or higher software
- SofLink PDP software (for SofLink installations only)

Hardware Requirements:

- Operating System:
 - Windows XP Home
 - Windows XP Professional
 - Windows Vista Home Premium
 - Windows Vista Business
 - Windows 7 Home Premium
 - Windows 7 Professional
 - Windows Server 2003
 - Windows Server 2008
- IBM-compatible Pentium-class computer
- 30MB available hard disk space
- VGA monitor
- CD-ROM drive
- Mouse
- USB Port
- Data Transfer Device or Personal Digital Assistant (PDA)
See PDA compatibility chart on page 10

Mechanical Options & Shipping Information

Profile Series v.G1.5

SARGENT
ASSA ABLOY

To order options listed below, list the alpha or numerical code before the product model number

Mechanical Options:

Fire Rated	12-	UL Fire Label Exit hardware (exit devices only, not available with 16- and HK-)
Cylinder Dogging	16-	Cylinder lockdown (non fire rated exit devices only)
	LD-	Less hex key dogging (non-fire rated exit devices only)
Less Touch Pad	19-	Pushbar without Lexan touchpad (exit devices only)
Strike Options	23-	4-7/8" (124mm) ANSI flat lip strike (for 8900 mortise lock exit device & mortise locks only)
	28-	4-7/8" Strike #808. Lip length 1-1/4" (10 line only)
10 Line Backset Options	23-	3-3/4" Backset x 2-1/4" x 1-1/8" Front for (10 Line only)
	25-	5" Backset x 2-1/4" x 1-1/8" Front for (10 Line only)
Security Fasteners	36-	Six lobe security head screws
	37-	Spanner head screws
3/4" Latch Throw	41-	3/4" (19mm) throw latch x 2-3/4" (70mm) backset (10 line only)
Flush End cap	43-	Flush End Cap (Exit Devices only)
Tactile Warning Options	75-	Tactile Warning - Milled Inside Lever (Not available with Exit Devices, Studio & Coastal Levers and the A Lever)
	76-	Tactile Warning - Milled Outside Lever (Not available with Studio & Coastal Levers and the A Lever)
	77-	Tactile Warning - Milled Inside & Outside Lever (Not available with Exit Devices, Studio & Coastal Levers and the A Lever)
	85-	Tactile Warning - Abrasive Coating on Inside Lever (or Push Rail for Exits)
	86-	Tactile Warning - Abrasive Coating on Outside Lever
Finish Protection	CPC-	Clear Powder Coat (Available for 26, 26D, 32 & 32D Finishes)
	SG-	MicroShield® antimicrobial clear powder coat (Available with 15, 26D, and 32D finishes)
SARGuide	PL-	SARGuide™ PL – Photoluminescent Coated Push Rail – (Touchpad eliminated) (Not available 75-, 77, and TL-)
Electrical Options	91-	Power/Remote Unlocking wiring harness
	DM-	Forced/Propped door harness
Windstorm Options	HC-	Hurricane Code (rim exit devices only, see page 19 for details)
	WS-	Windstorm Rated (rim & mortise lock exit devices only, see page 17 for details)

Shipping Information

Lock	Shipping Weight	Pc. Count/Carton
G1-8276-PK x lever trim (with cylinder)	11.2 lbs (5.1kg)	1/carton
G1-8277-PK x lever trim (no cylinder)	10.7 lbs (4.9kg)	1/carton
G1-8278-PK x lever trim (with cylinder no deadbolt)	11.2 lbs (5.1kg)	1/carton
G1-8279-PK x lever trim (w/o cylinder no deadbolt)	10.7 lbs (4.9kg)	1/carton
G1-LU8877	21.0 lbs (9.5kg)	1/carton
G1-PA8977	23.0 lbs (10.4kg)	1/carton
G1-10G77-PKL	10.7 lbs (4.9kg)	1/carton

Copyright © 2006-2019, SARGENT Manufacturing Company. All rights reserved. Reproduction in whole or in part without the express written permission of SARGENT Manufacturing Company is prohibited. Patent pending and/or patent www.assaabloydss.com/patents.

901440 09/19

To order options listed below, list the alpha or numerical code before the product model number

Cylinder Options:

Degree Key System	DG1-	SARGENT Degree Key System Level 1
	DG1-21-	Degree Level 1 Construction Master Keying
	DG1-60-	Degree Level 1 Removable Disposable Construction Core (not available with cylindrical locks)
	DG1-63-	Degree Level 1 Removable Core (not available with cylindrical locks)
	DG1-64-	Degree Level 1 Removable Construction Keyed LFIC (not available with cylindrical locks)
	DG1-65-	Degree Level 1 Unassembled/Uncombined Core
	DG1-78-	Degree Level 1 Exposed Plug (not available with cylindrical locks or exit devices)
	DG2-	SARGENT Degree Key System Level 2
	DG2-21-	Degree Level 2 Construction Master Keying
	DG2-60-	Degree Level 2 Removable Disposable Construction Core (not available with cylindrical locks)
	DG2-63-	Degree Level 2 Removable Core (not available with cylindrical locks)
	DG2-64-	Degree Level 2 Removable Construction Keyed LFIC (not available with cylindrical locks)
	DG2-65-	Degree Level 2 Unassembled/Uncombined Core
	DG2-78-	Degree Level 2 Exposed Plug (not available with cylindrical locks or exit devices)
	DG3-	SARGENT Degree Key System Level 3
	DG3-21-	Degree Level 3 Construction Master Keying
	DG3-60-	Degree Level 3 Removable Disposable Construction Core (not available with cylindrical locks)
	DG3-63-	Degree Level 3 Removable Core (not available with cylindrical locks)
	DG3-64-	Degree Level 3 Removable Construction Keyed LFIC (not available with cylindrical locks)
DG3-78-	Degree Level 3 Exposed Plug (not available with cylindrical locks or exit devices)	
Conventional Cylinder	—	SARGENT Conventional Cylinders supplied Standard (Nomenclature not required)
Signature Key System	10-	SARGENT Signature Key System (Not Available with other Key Systems)
	10-21-	SARGENT Signature Construction Key System (Lost Ball)
Signature: Large Format Interchangeable Core (Removable Core)	10-63-	SARGENT Signature LFIC (Removable Core) Cylinder
XC- Key System	11-	XC Key System(not available with 10-, 22-, 60-, 63-, 64- options)
	11-21-	XC- Construction Key System (Lost Ball)
XC- Large Format Interchangeable Core (Removable Core)	11-60-	Hardware to accept XC- Permanent LFIC (Removable Core), Disposable plastic Core- provided
	11-63-	Hardware provided with XC- LFIC (Removable Core) Cylinder - (Includes masterkeying, grand masterkeying)
	11-64-	Hardware provided with Keyed construction core to accept XC- LFIC (Removable) Permanent Core (ordered Separately)
XC- Small Format Interchangeable Cores	11-70-7P-	Hardware to accept XC- SFIC (7 Pin)XC- Permanent Cores, plastic disposable core provided (10 line J lever not available)
	11-72-7P-	Hardware to accept XC- SFIC (7-pin Keyed Construction Core provided) cylinder Permanent core ordered separately (10 line J lever not available)
	11-73-7P-	Hardware supplied with XC- Small Format 7-Pin interchangeable core (Includes masterkeying, grand masterkeying) (10 line J lever not available)
	11-65-73-7P-	Hardware provided to accept XC- Uncombined 7-Pin SFIC (Permanent) Core - (Packed Loose) (10 line J lever not available)

To order options listed below, list the alpha or numerical code before the product model number

Cylinder Options:

Construction Key Systems	21-	SARGENT Lost Ball Construction Keying for Conventional, XC and Signature Series (N/A with 63-, 73-, 82-, SC- & SE-)
	22-	SARGENT Construction Split Key System for Conventional Cylinders (Existing Systems) (N/A with 10-, 11-, 63-, 73-, 82-, SC- & SE-)
Old Style Removable Core	51-	Removable Core Cylinder (Old Style) provided (Existing Systems Only)
	52-	Removable Construction Core (Old Style) Permanent core ordered separately (Existing Systems Only)
Large Format Interchangeable Core (Removable Core)	60-	Hardware to accept SARGENT Permanent LFIC (Removable Core), Disposable plastic Core provided (Permanent Cores Ordered Separately)
	63-	Hardware provided with LFIC (Removable Core) Cylinder - (Includes masterkeying, grand masterkeying)
	64-	Hardware provided with Keyed construction core to accept LFIC (Removable) Permanent Core (ordered Separately)
Small Format Interchangeable Cores	70-	Hardware to accept 6 or 7 Pin SFIC Permanent Cores, plastic disposable core provided (10 line J lever not available)
	72-	Hardware to accept 6 or 7 Pin SFIC (Keyed Construction Core provided) Cylinder (Permanent Core Ordered Separately) (10 line J lever not available)
	73-	Hardware supplied with 6 pin SFIC (Includes masterkeying, grand masterkeying) (10 line J lever not available)
	65-73-	Hardware provided to accept Uncombined 6-Pin SFIC (Permanent) Core - (Packed Loose for field keying) (10 line J lever not available)
	65-73-7P-	Hardware provided to accept Uncombined 7-Pin SFIC (Permanent) Core - (Packed Loose for field keying) (10 line J lever not available)
	73-7P-	Hardware supplied with Small Format 7 Pin Interchangeable Core (Includes masterkeying, grand masterkeying) (10 line J lever not available)
Keso & Keso F1	81-	Hardware provided with housings to accept Keso (83) & Keso F1 (F1-83-) removable cores (Not available with 10 Line) (Permanent Cores Ordered Separately)
	82-	Hardware provided with SARGENT Keso Security Cylinder
	F1-82-	Hardware provided with SARGENT Keso F1 Security Cylinder (Patent pending and/or patent - www.assaabloydss.com/patents)
	83-	Hardware supplied with SARGENT Keso Security Removable Core cylinder (Not available with 10 Line)
	F1-83-	Hardware supplied with SARGENT Keso F1 Security Removable Core cylinder (Not available with 10 Line) (Patent pending and/or patent - www.assaabloydss.com/patents)
	84-	Hardware provided with SARGENT Keso Construction Cores (Not available with 10 Line) (Permanent Cores ordered separately)
Bump Resistant	BR-	Bump Resistant Cylinder (Available with Conventional & Conventional XC Cylinders Only)
Less Cylinder	LC-	Lock supplied less cylinder
Accepts Schlage Cylinders	30-	10 Line Lever to accept Schlage Cylinder-Cylinder is not provided (10 Line only)
	SF-	L Lever to accept MEDECO KeyMark Large Format Interchangeable and Schlage Full Size Interchangeable Core (10 line only)
Schlage Keyways	SC-	Schlage C keyway cylinder, 0 bitted (10 Line only)
	SE-	Schlage E keyway cylinder, 0 bitted (10 Line only)

Note: For V-10 Cylinders and information, contact ASSA

Profile Series v.G1.5

10G77 Bored Locks



Access Control Cylindrical Locks

1. Access control cylindrical locks shall be 10 Line as manufactured by SARGENT Manufacturing Company of New Haven, CT.
2. Provide cylindrical lock series and functions where specified in hardware groups, with the provisions below.
 - a. Cylinders: Refer to 2.04 KEYING, keying requirements.
 - b. Backsets: 2-3/4 inches.

- c. Strikes: Provide wrought boxes and strikes with proper lip length to protect trim but not to project more than 1/8 inch beyond trim, frame or inactive leaf. Where required, provide open back strike and protected to allow practical and secure operation
3. Provide access control products with non-volatile memory.

4. Provide keypad operated products with a minimum of 100 user codes (LK) or 2,000 user codes (G1-LU).
5. Provide keypad/proximity (G1-PK) and proximity only (G1-PA) products with a minimum of 2,000 user codes and the ability to audit the last 2,000 transactions.
6. In addition to user codes, provide a Master Code as standard. The Master Code assigns emergency, supervisory, and user codes.
7. Provide the ability to audit the last 1000 entries (LK) via infrared printer or DTD.
8. Provide SoloPlus Software, capable of working with Microsoft Windows based operating systems, ability to access database(s) from multiple PC locations, required to program time zone periods, blocked holidays, automatic unlock with or without first entry, and listing 2,000 event transaction history – unlock, egress activation, entry into programming mode, date, time, user number, and door number.

9. Locking and unlocking of the lever handle shall be done by a motor-driven battery powered unit (solenoids not acceptable) contained completely within the body of the cylindrical lock. The inside lever is always free for egress. Provide lever design to match lock levers.
10. Locks shall have the option to be remotely controlled via hand-held radio frequency (RF) transmitter, allowing lock/unlock capabilities from up to 75 feet away from the lock.
11. Locks shall have LEDs to indicate status – unlocked and programming mode.
12. Provide twenty-five (25) HID Prox Card II for keypad/proximity (G1-PK) and proximity only (G1-PA) products.
13. Doors to stairs (other than exit stairs), loading platforms, boiler rooms, stages and doors serving other hazardous locations shall have knurled or other similar approved marking of door lever handles or cross bars in accordance with local building codes.

8200 Series Mortise Locks



Access Control Mortise Locks

1. Access control mortise locks shall be 8200 Series as manufactured by SARGENT Manufacturing Company of New Haven, CT.
2. Provide access control mortise lock series, type and functions where specified in hardware groups, with the provisions below.
 - a. Cylinders: Refer to 2.04 KEYING, keying requirements.
 - b. Backsets: 2-3/4 inches.

- c. Strikes: Provide wrought boxes and strikes with proper lip length to protect trim but not to project more than 1/8 inch beyond trim, frame or inactive leaf. Where required, provide open back strike and protected to allow practical and secure operation
3. Provide access control products with non-volatile memory.

4. Provide keypad operated products with a minimum of 100 user codes (LK) or 2,000 user codes (G1-LU).
5. Provide keypad/proximity (G1-PK) and proximity only (G1-PA) products with a minimum of 2,000 user codes and the ability to audit the last 2,000 transactions.
6. In addition to user codes, provide a Master Code as standard. The Master Code assigns emergency, supervisory, and user codes.
7. Provide the ability to audit the last 1000 entries (LK) via infrared printer or DTD.
8. Provide SoloPlus software, capable of working with Microsoft Windows based operating systems, ability to access database(s) from multiple PC locations, required to program time zone periods, blocked holidays, automatic unlock with or without first entry, and listing 2,000 event transaction history – unlock, egress activation, entry into programming mode, date, time, user number, and door number.

9. Locking and unlocking of the lever handle shall be done by a motor-driven battery powered unit (solenoids not acceptable) contained completely within the body of the mortise lock. The inside lever is always free for egress. Provide lever design to match lock levers.
10. Locks shall have the option to be remotely controlled via hand-held radio frequency (RF) transmitter, allowing lock/unlock capabilities from up to 75 feet away from the lock.
11. Locks shall have LEDs to indicate status – unlocked and programming mode.
12. Provide twenty-five (25) HID Prox Card II for keypad/proximity (G1-PK) and proximity only (G1-PA) products.
13. Doors to stairs (other than exit stairs), loading platforms, boiler rooms, stages and doors serving other hazardous locations shall have knurled or other similar approved marking of door lever handles or cross bars in accordance with local building codes.

8800/8900 Series Exit Devices



Access Control Exit Devices

1. Access control exit devices shall be 80 Series as manufactured by SARGENT Manufacturing Company of New Haven, CT.
2. Provide access control exit device series, type, and functions where specified in hardware groups. SARGENT product numbers are referenced in the Hardware Groups.
3. All exit devices shall be UL listed for panic. Exit devices for labeled doors shall be UL listed as "Fire Exit Hardware".

4. Provide access control products with non-volatile memory.
5. Provide keypad operated products with a minimum of 100 user codes (LK) or 2,000 user codes (G1-LU).
6. Provide keypad/proximity (G1-PK) and proximity only (G1-PA) products with a minimum of 2,000 user codes and the ability to audit the last 2,000 transactions.

7. In addition to user codes, provide a Master Code as standard. The Master Code assigns emergency, supervisory, and user codes.
8. Provide the ability to audit the last 1000 entries (LK) via infrared printer or DTD.
9. Provide SoloPlus Software, capable of working with Microsoft Windows based operating systems, ability to access database(s) from multiple PC locations, required to program time zone periods, blocked holidays, automatic unlock with or without first entry, and listing 2,000 event transaction history – unlock, egress activation, entry into programming mode, date, time, user number, and door number.
10. Locking and unlocking of the lever handle shall be done by a motor-driven battery powered unit (solenoids not acceptable) contained completely within the body of the outside trim. Egress from the inside at all times. Provide lever design to match lock levers.

11. Access control exit devices shall have the option to be remotely controlled via hand-held radio frequency (RF) transmitter, allowing lock/unlock capabilities from up to 75 feet away from the exit device.
12. Locks shall have LEDs to indicate status – unlocked and programming mode.
13. Provide twenty-five (25) HID Prox Card II for keypad/proximity (G1-PK) and proximity only (G1-PA) products.
14. Provide cylinder or hex key dogging feature for non-rated exit devices.
15. Provide keyed removable mullions, as specified in the Hardware Groups.
16. Provide clear powder coating at exit devices used in full exterior application, highly corrosive areas, and where noted in the hardware groups.
17. Provide cylinders for exit devices with cylinder override and cylinder dogging.
 - a. Cylinders: Refer to 2.04 KEYING, keying requirements.

Windstorm Certifications: UL Listed & Florida Building Codes

SARGENT
ASSA ABLOY

Profile Series v.G1.5

SARGENT Manufacturing offers a wide variety of products that meet building codes requiring hurricane, windstorm and FEMA certifications. SARGENT products are tested to meet the requirements of the most severe building codes as specified by the Florida Building Code, Miami Dade Code Requirements and in the International Building Code. Listed below are certifications and the standards met by these products.

G1-10 Line cylindrical locks are UL Certified and Listed on the Florida Building Code Website as stated:

- UL Listed per ANSI/SDI-BHMA A250.13
- ANSI/ASTM E330-2002
- ANSI/ASTM E1886-2005
- ASTM E1996-2009
- Testing Application Standard (TAS) 201-1994*
- Testing Application Standard (TAS) 202-1994*
- Testing Application Standard (TAS) 203-1994*
* published in the "Florida Building Code"
- UL Certification Directory ZHEM.R21744 Latching Hardware
- UL Certification Directory ZHLL.R21744 Windstorm-rated Assemblies
- Listed on Florida Building Code Website: FL6728-R1
- Listed on Florida Building Code Website: FL4351-R1

G1-8200 Series mortise locks are UL Certified and Listed on the Florida Building Code Website as stated:

- UL Listed per ANSI/SDI-BHMA A250.13
- ANSI/ASTM E330-2002
- ANSI/ASTM E1886-2005
- ASTM E1996-2009
- Testing Application Standard (TAS) 201-1994*
- Testing Application Standard (TAS) 202-1994*
- Testing Application Standard (TAS) 203-1994*
* published in the "Florida Building Code"
- UL Certification Directory ZHEM.R21744 Latching Hardware
- UL Certification Directory ZHLL.R21744 Windstorm-rated Assemblies
- Listed on Florida Building Code Website: FL6728-R1
- Listed on Florida Building Code Website: FL4351-R1

G1-HC8800 rim exit devices are UL Certified and Listed on the Florida Building Code Website as stated:

- G1-HC8800 for single and double door applications; 8-0 max opening
- UL Listed per ANSI/SDI-BHMA A250.13
- ANSI/ASTM E330-2002
- ANSI/ASTM E1886-2005
- Testing Application Standard (TAS) 201-1994*
- Testing Application Standard (TAS) 202-1994*
- Testing Application Standard (TAS) 203-1994*
* published in the "Florida Building Code"
- UL Certification Directory ZHEM.R21744 Latching Hardware
- UL Certification Directory ZHLL.R21744 Windstorm-rated Assemblies
- Listed on Florida Building Code Website: FL2998-R2

G1-WS8800 rim exit devices are UL Certified and Listed on the Florida Building Code Website as stated:

- G1-WS 8800 for Single Hollow Metal 1-3/4" Thick Doors applications, 3'0" x 7'0" Max. Door with 6" Min Stile
- UL Listed per ANSI/SDI-BHMA A250.13
- ANSI/ASTM E330-2002
- ANSI/ASTM E1886-2005
- ASTM E1996-2009
- Testing Application Standard (TAS) 201-1994*
- Testing Application Standard (TAS) 202-1994*
- Testing Application Standard (TAS) 203-1994*
* published in the "Florida Building Code"
- UL Certification Directory ZHEM.R21744 Latching Hardware
- Listed on Florida Building Code Website: FL4351-R1

G1-WS8900 mortise lock exit devices are UL Certified and Listed on the Florida Building Code Website as stated:

- WS 8900 available for Single Hollow Metals Doors applications for 1-3/4" Thick door, 3'0" x 7'0" Max. Door with 6" Min Stile
- UL Listed per ANSI/SDI-BHMA A250.13
- ANSI/ASTM E330-2002
- ANSI/ASTM E1886-2005
- ASTM E1996-2009
- Testing Application Standard (TAS) 201-1994*
- Testing Application Standard (TAS) 202-1994*
- Testing Application Standard (TAS) 203-1994*
* published in the "Florida Building Code"
- UL Certification Directory ZHEM.R21744 Latching Hardware
- Listed on Florida Building Code Website: FL4351-R1

The ASSA ABLOY Group is the global leader in access solutions. Every day, we help billions of people experience a more open world.

ASSA ABLOY Opening Solutions leads the development within door openings and products for access solutions in homes, businesses and institutions. Our offering includes doors, frames, door and window hardware, locks, perimeter fencing, access control and service.



SARGENT Manufacturing Company
100 Sargent Drive
New Haven, CT 06511 USA
800-727-5477
www.sargentlock.com

Founded in the early 1800s, SARGENT® is a market leader in locksets, cylinders, door closers, exit devices, electro-mechanical products and access control systems for new construction, renovation, and replacement applications. The company's customer base includes commercial construction, institutional, and industrial markets.
Copyright © 2006-2019, SARGENT Manufacturing Company. All rights reserved. Reproduction in whole or in part without the express written permission of SARGENT Manufacturing Company is prohibited. Patent pending and/or patent www.assaabloydss.com/patents.