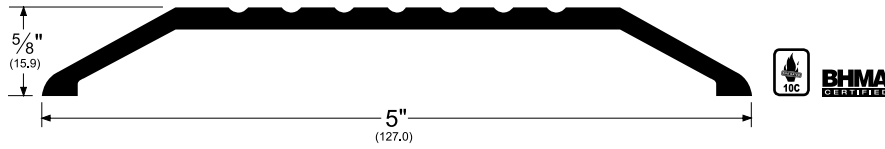


## Saddle Thresholds (Cont)

156\_

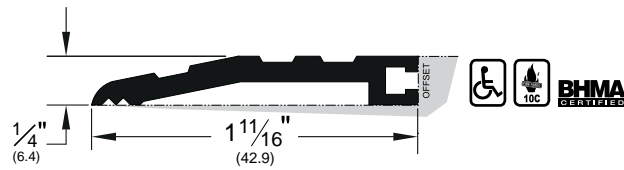
AVAILABLE FINISHES: **A, D, G**  
ANSI (aluminum): **J32100**



## Half Saddle Thresholds

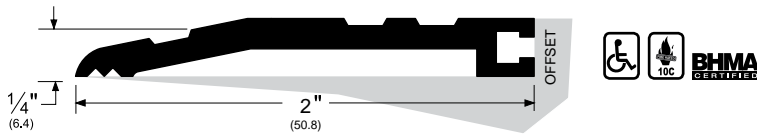
278\_

AVAILABLE FINISHES: **A, D, G**  
ANSI (aluminum): **J33100, J33130, J33133**



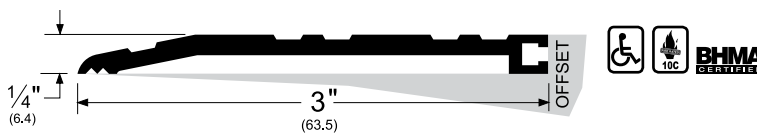
279\_

AVAILABLE FINISHES: **A, D**  
ANSI (aluminum): **J33100, J33130, J33133**



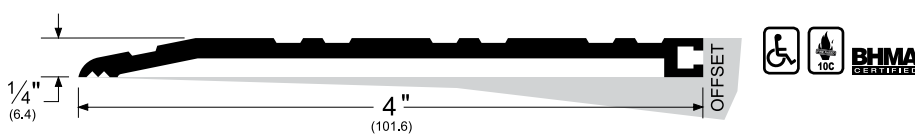
273\_

AVAILABLE FINISHES: **A, B, D, G**  
ANSI (aluminum): **J33100, J33130, J33133**  
ANSI (brass): **J13100, J13130, J13133**



274\_

AVAILABLE FINISHES: **A, B, D, G**  
ANSI (aluminum): **J33100, J33130, J33133**  
ANSI (brass): **J13100, J13130, J13133**



NOTE: Products shown in this section may not be drawn to scale.

AVAILABLE FINISHES FOR PRODUCTS SHOWN ON THIS PAGE (see General Information section for finish chart)  
**A** (Mill Finish Aluminum) **B** (Mill Finish Extruded Bronze [Brass]) **D** (Dark Bronze Anodized) **G** (Gold Anodized)

NOTE: **G** is available with limited inventory

**ASSA ABLOY**

The global leader in  
door opening solutions