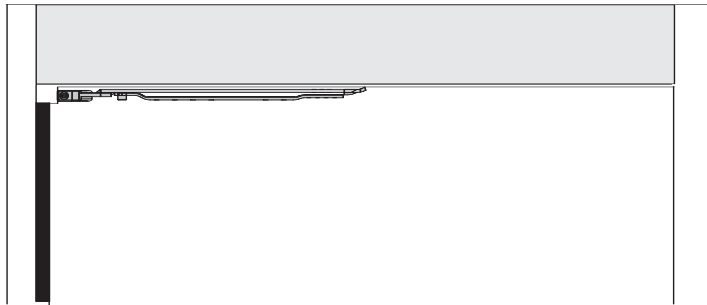


OPERATOR MOUNTS
SINGLE DOOR, OVERHEAD CONCEALED
***CENTER PIVOT**
OFFSET PIVOT/BUTT HINGE



*CENTER PIVOT arm shown

The 2810 SENIOR SWING by LCN is an ADA door operator that is a two-in-one swing door operator. SENIOR SWING operator when activated, opens doors automatically for wheelchair access, yet allows for manual operation for regular pedestrian traffic.

- ▶ **Push 'N Go** permits non-switch activation
- ▶ **Power Boost** provides additional latching force
- ▶ **Electromechanical unit with microprocessor control**
- ▶ **Tested up to 10,000,000 cycles**
- ▶ **Meets International Building Code requirements and ANSI A156.19**
- ▶ **UL approved for fire doors**

- ▶ 2810 series operator is shipped with motor gearbox, control box, arm, bottom pivot, header, and mounting hardware. Actuators available separately, see pages 199-215.
- ▶ Single door, overhead concealed.
- ▶ Meets ADA, requirements (power mode only).
- ▶ Handed product.
- ▶ 36" header length is standard. Specify length 33" to 49" max.
- ▶ Double door header available up to 98", specify length 49" to 98" max. Consult factory regarding this option.
- ▶ Fixed or breakaway stop available with center pivot arm.
- ▶ Adjustable hold open period of 1 to 32 seconds in automatic or manual mode.

2810 Series is fully compliant with UL 325 & UL 1998 and meets the provisions of ANSI A156.19. The 2810 Series is UL listed for fire-rated applications. The 2810 Series also meets the provisions of the Americans with Disabilities Act.

MOUNTING						HANDING			FINISH	COVER		ARM FUNCTION			
○	○	○	●	○	○	●	○	●	●	●	○	○	○	●	●
SURFACE MOUNT SINGLE DOOR						HANDED			STANDARD ANODIZED	STANDARD (SINGLE)		STANDARD PIVOT ARM			
SURFACE MOUNT SIMULTANEOUS PAIR						NON-HANDED			CUSTOM ANODIZED	REGULAR (DOUBLE)		OFFSET PIVOT ARM			
CONCEALED SINGLE DOOR									CUSTOM PAINT	DOUBLE EGRESS		CENTER PIVOT ARM			
CONCEALED SIMULTANEOUS PAIR									METAL						
CONCEALED INDEPENDENT PAIR															

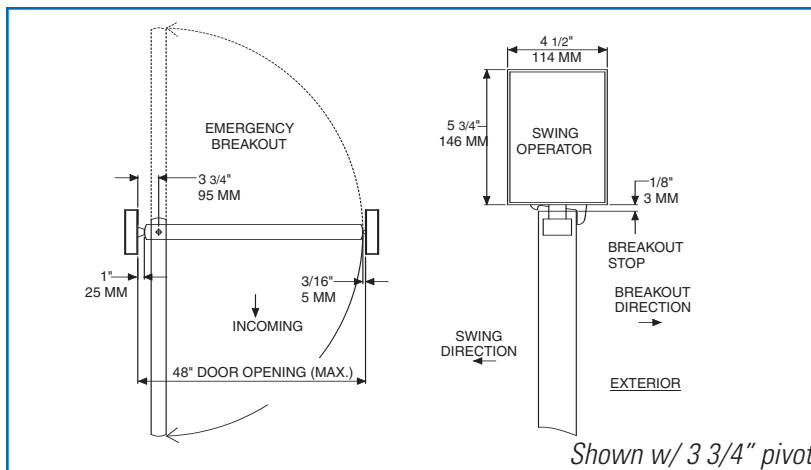
● AVAILABLE
 ○ NOT AVAILABLE

LCN 2810 SERIES

MOUNTING DETAILS

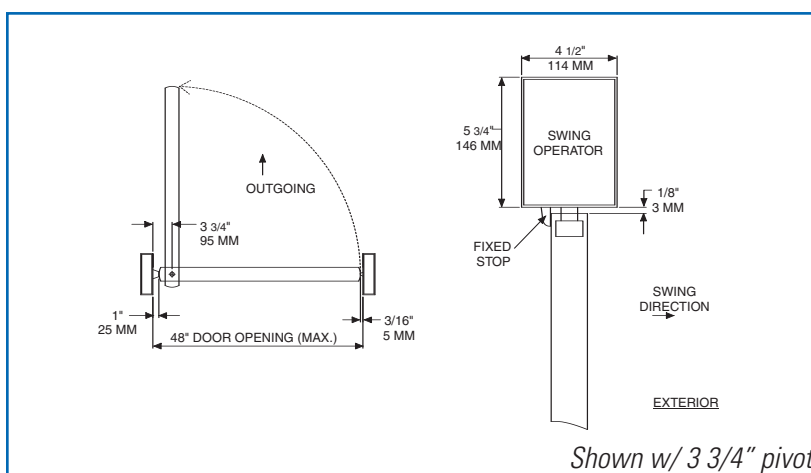
CONCEALED SINGLE DOOR (CENTER PIVOT, EMERGENCY BREAKOUT, PULL) MOUNTING

Minimum header length 36".



CONCEALED SINGLE DOOR (CENTER PIVOT, FIXED STOP, PUSH) MOUNTING

Minimum header length 36".



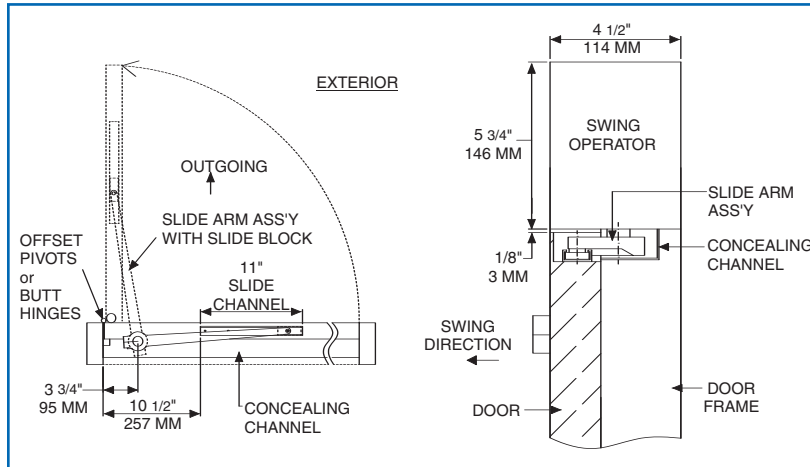
MAXIMUM OPENING

Template allows 90 degree power opening and 90 degree manual opening.

Special Templates

Customized installation templates or products may be available to solve unusual applications. Contact LCN for assistance.

- ▶ **Head Frame** minimum 36" (L) x 5 3/4" (H) x 4 1/2" (W) " (914 mm x 146 mm x 114 mm).
- ▶ **Top Rail** minimum 2" (51 mm).
- ▶ **Opening & Closing Time** are variable by adjustments to the electronic control box. Maximum hold open time adjustable up to approximately 32 seconds.
- ▶ **Door Stop** required for each door panel.
- ▶ **System Diagram** see "AUTOMATIC OPERATORS" section pages 54-55 for typical system wiring and page 58 for electrical data.
- ▶ Please consult your local SSC representative or LCN for assistance with specific installations and material requirements.



CONCEALED SINGLE DOOR (OFFSET PIVOT OR BUTT HINGE, SLIDE ARM, PUSH) MOUNTING

Minimum header length 33".

- ▶ **Head Frame** minimum 33" (L) x 5 3/4" (H) x 4 1/2" (W) " (838 mm x 146 mm x 114 mm).
- ▶ **Top Rail** minimum 2" (51 mm).
- ▶ **Opening & Closing Time** are variable by adjustments to the electronic control box. Maximum hold open time adjustable up to approximately 32 seconds.
- ▶ **Door Stop** required for each door panel.
- ▶ **System Diagram** see "AUTOMATIC OPERATORS" section pages 54-55 for typical system wiring and page 58 for electrical data.
- ▶ Please consult your local SSC representative or LCN for assistance with specific installations and material requirements.

MAXIMUM OPENING

Template allows 90 degree power opening and 90 degree manual opening.

Special Templates

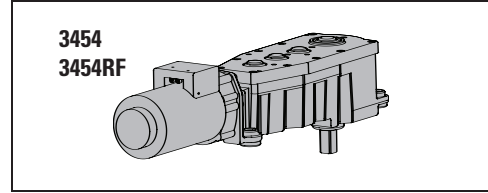
Customized installation templates or products may be available to solve unusual applications. Contact LCN for assistance.

LCN 2810 SERIES

MOTOR GEARBOX

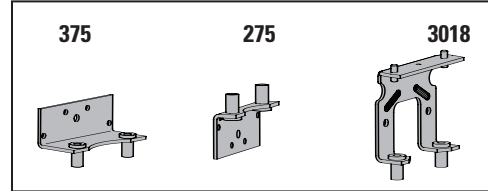
MOTOR GEARBOX (STANDARD FORCE) – SENIOR SWING, 2810-3454

Driving mechanism for operator. Provides 15lbs opening force. Handed.



MOTOR GEARBOX (REDUCED FORCE) – SENIOR SWING, 2810-3454RF

Driving mechanism for operator. Provides 11lbs opening force. Handed.



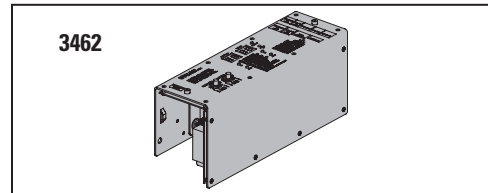
MOUNTING BRACKET

MOUNTING BRACKET – 3 3/4", 2810-375

Motor gearbox mounting bracket for 3 3/4" center, offset pivot, butt hinge installations. Front bracket.

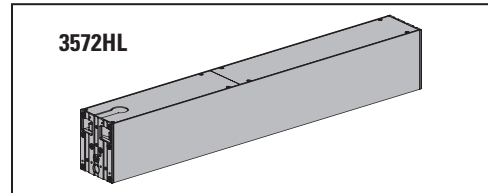
MOUNTING BRACKET – 2 3/4", 2810-275

Motor gearbox mounting bracket for 2 3/4" center pivot installations. Front bracket.



REAR MOUNT BRACKET, 2810-3018

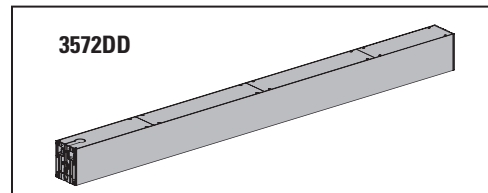
Motor gearbox mounting bracket. Rear bracket.



CONTROL BOXES

CONTROL BOX- SENIOR SWING, 2810-3462

Electronic controlling device for Senior Swing.



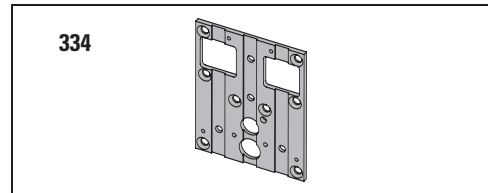
HEADERS

Header, 2810-3572HL

Standard, mounting header. Single door, single operator. Specify length 30" to 49" maximum.

Header, 2810-3572DD

Standard, mounting header. Double door, single operator. Specify length 49" to 98" maximum.



END CAPS

HEADER END CAPS, 2810-334

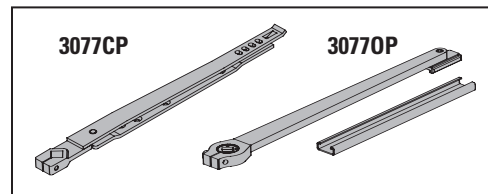
End cap with openings for wiring.

ARMS

CENTER PIVOT ARM, 2810-3077CP

(CENTER PIVOT INSTALLATIONS ONLY)

Used with overhead concealed operators and center pivoted doors.



OFFSET PIVOT ARM, 2810-3077OP

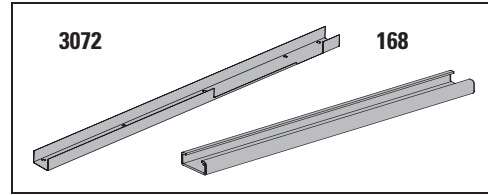
(OFFSET PIVOT OR BUTT HUNG INSTALLATIONS ONLY)

Handed arm. Used with overhead concealed operators.

CHANNELS

CONCEALING CHANNEL, 2810-3072

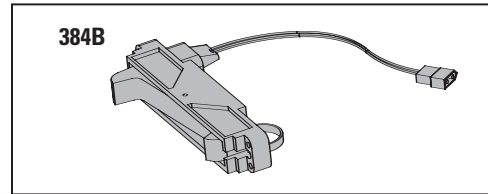
Used to conceal arm in overhead concealed applications. For offset pivot installations only. If ordering separately specify length and hand.



SLIDE CHANNEL, 2810-168

(OFFSET PIVOT or BUTT HINGE INSTALLATIONS ONLY)

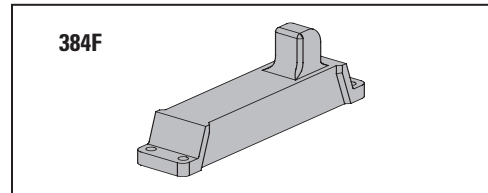
Mounts in concealing channel. Allows arm to slide.



INSTALLATION ACCESSORIES

DOOR STOP BREAKAWAY, 2810-384B

Allows in swinging door to swing out in case of emergency (Pull installations). For center pivoted installations only.

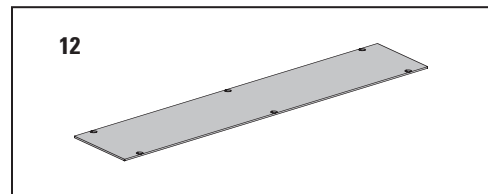


DOOR STOP FIXED, 2810-384F

Prevents out swinging door from swinging in (Push installations). For center pivoted installations only.

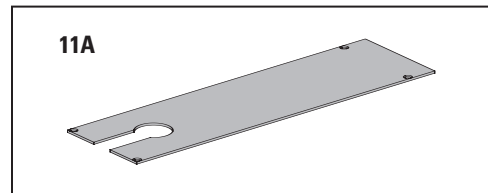
FILLER PLATE BLANK, 2810-12

Completes length of header box.



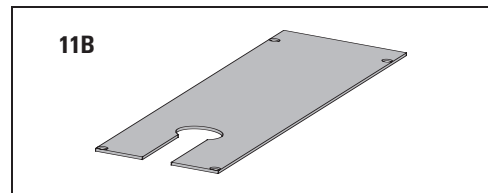
SPINDLE PLATE – 2 3/4", 2810-11A

Hides bottom of motor gearbox. Completes header box. Cutout allows for motor gearbox shaft. For 2 3/4" offset pivot/butt hinge installations.



SPINDLE PLATE – 3 3/4", 2810-11B

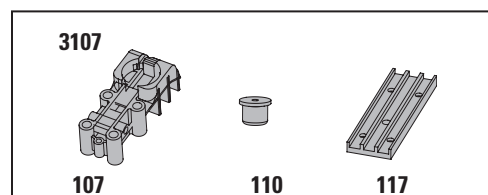
Hides bottom of motor gearbox. Completes header box. Cutout allows for motor gearbox shaft. For 3 3/4" center pivot installations.



PIVOTS

BOTTOM PIVOT ASSEMBLY, 2810-3107

Includes pivot body, pivot post and bottom pivot plate. For overhead concealed, center pivoted installations. Includes; 2810-107, 2810-110 and 2810-117.



PIVOT BODY, 2810-107

Bottom pivot body for center pivoted installations.

PIVOT POST, 2810-110

Connects pivot body to bottom pivot plate for center pivoted installations.

BOTTOM PIVOT PLATE, 2810-117

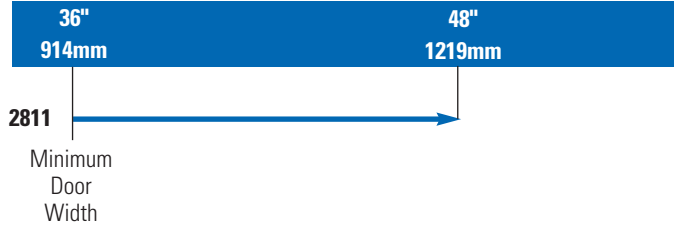
Applied to floor for center pivoted installations.

LCN 2810 SERIES

TABLE OF SIZES

→ Indicates recommended range of door width for operator.
Note: For all Senior Swing Series
Single Door - Width per leaf 36" minimum, 48" maximum

DOOR WIDTH



HOW-TO-ORDER 2810 SERIES OPERATORS

1. SELECT INSTALLATION TYPE

- 2811

2. ARMS

- Standard 3 3/4" (Offset pivoted) Arm (3077OP)
- Standard 2 3/4" (Center pivoted) Arm (3077CP)
- Standard 3 3/4" (Center pivoted) Arm (3077CP)

3. SPECIFY HAND

- RH
- LH

4. SPECIFY FINISH.

- Standard Anodized Finish _____
Aluminum or Dark Bronze

Operator will be shipped with:

- STANDARD MOTOR GEARBOX (SF)
 - STANDARD CONTROL BOX (SC)
 - 36" HEADER (36HL)
 - 2 3/4" PIVOT POINT
 - WOOD and MACHINE SCREW PACK
- Unless options listed below are selected.*

OPERATOR OPTIONS

HEADER

- HL__ (Specify length 33" to 49" offset pivot)
- HL__ (Specify length 36" to 49" center pivot)
- DD__ (Specify length 49" to 98")

STOPS*

- Positive Mechanical Stop (POS)
- Panic Breakaway Stop (BKY)

**Available with Center Pivoted installations only.*

FINISH

- Custom Anodized Finish _____
- Custom Painted Finish _____

SPECIAL TEMPLATE

- ST-_____