















# 5000/5200 Series Faceplate Options

<p><b>OPERATION</b></p>	 <p>Cylindrical Locksets Specialty</p>	<p>After releasing the latchbolt, the keeper returns to the locked position.</p>
 <p><b>4-7/8" × 1-1/4"</b> [123.8mm × 31.75mm] <i>Square corners and flat faceplate</i></p>	<p><b>501 Option</b></p> <p><b>For use with:</b> Cylindrical locksets in ANSI metal jambs</p> <p>ANSI/BHMA Numbers: E09321, E09322, E09323</p>	
 <p><b>4-7/8" × 1-1/4"</b> [123.8mm × 31.75mm] <i>Radius corners and flat faceplate</i></p>	<p><b>501A Option</b></p> <p><b>For use with:</b> Cylindrical locksets or spring latch aluminum frames. Includes universal mounting tabs.</p> <p>ANSI/BHMA Numbers: E09321, E09322, E09323</p>	 
 <p><b>7-15/16" × 1-7/16"</b> [201.6mm × 36.5mm] <i>Radius corners and flat faceplate</i></p>	<p><b>502 Option</b></p> <p><b>For use with:</b> Cylindrical locksets or spring latch aluminum frames. Includes universal mounting tabs.</p> <p>ANSI/BHMA Numbers: E09321, E09322, E09323</p>	 
 <p><b>6-7/8" × 1-1/4"</b> [174.6mm × 31.75mm] <i>Radius corners and flat faceplate</i></p>	<p><b>503</b></p> <p><b>For use with:</b> Cylindrical locksets or spring latch aluminum frames. Includes universal mounting tabs.</p> <p>ANSI/BHMA Numbers: E09321, E09322, E09323</p>	 
 <p><b>10" × 1-3/8"</b> [254mm × 34.9mm] <i>Radius corners and flat faceplate</i></p>	<p><b>504</b></p> <p><b>For use with:</b> Cylindrical locksets. Four-point mounting for wood installations</p> <p>ANSI/BHMA Numbers: E09321, E09322, E09323</p>	

"For use with" information is offered as a recommendation only. Reference should be made to the lockset manufacturer for proper installation instructions necessary to meet compatibility requirements.