

# S1150 & S1250 Series Exit Devices

## Classic Product

### S1150 & S1250 Exit Device Trim:

Matching trim available to complement: cylindrical locks mortise locks, exit devices, and alarms.

#### Functions:

**Passage** – Trim always operative.

**Storeroom** – Key retracts latch, key removable only when trim is locked.

**Classroom** – Key locks/unlocks trim.

#### Ordering Information:

Trim Type	Passage	Storeroom	Classroom
Lever	SRX01	SRX82	SRX87
Ball Knob	BD01	BD12	BD17
Tudor Knob	TA01	TA12	TA17
Plate	SF01	SF12	n/a

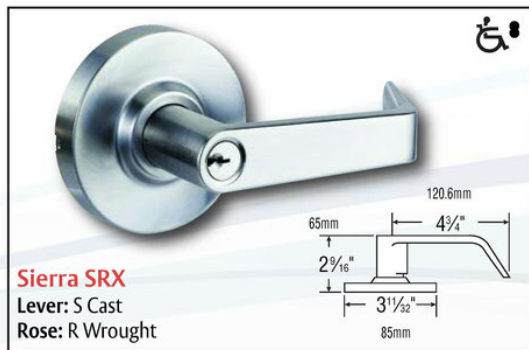
#### Finish:

**Knobs:** US3, US4, US10, US10B, US26, US26D

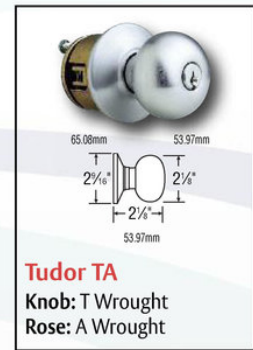
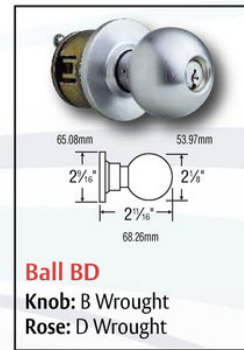
**Levers:** US26D, US10B

**Plate:** AL, BRZ

#### Lever Trim:



#### Knob Trim:



#### Plate Trim:



#### Lever Trim Cover Plate:



ASSA ABLOY, the global leader  
in door opening solutions

**ARROW**  
LOCK & DOOR HARDWARE  
**ASSA ABLOY**