


PEC910 Series Exit Device



Professional Replacement Products




- Precision Install with template, built-in end cap & slide-in mounting
- Patented Permanent End Cap and template
- Seamless one-piece design
- 10-year limited warranty
- Works with all Arrow S1150 and S1250 trims
- All metal construction
- For 36" door widths



1



2



3



4

- 1 Installation template to speed marking and drilling of holes
- 2 Rail mounting bracket hole for fast installation
- 3 Slotted hole in chassis allows exit device to slide into position
- 4 Bracket and slotted screw holes allows free hands to complete install

ASSA ABLOY, the global leader
in door opening solutions



ED910 Series Exit Devices

Professional Replacement Products

Exit Device Trim:

Matching trim available to complement: cylindrical locks, mortise locks, exit devices, and alarms.

Functions:

Passage – Trim always operative.

Storeroom – Key retracts latch, key removable only when trim is locked.

Classroom – Key locks/unlocks trim.

Ordering Information:

Trim Type	Passage	Storeroom	Classroom
Lever	SRX01	SRX82	SRX87
Ball Knob	BD01	BD12	BD17
Tudor Knob	TA01	TA12	TA17
Plate	SF01	SF12	n/a

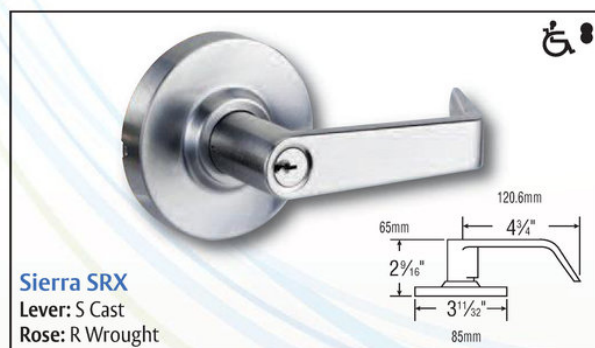
Finish:

Knobs: US3, US4, US10, US10B, US26D

Levers: US26D, US10B

Plate: AL, BRZ

Lever Trim:



Knob Trim:


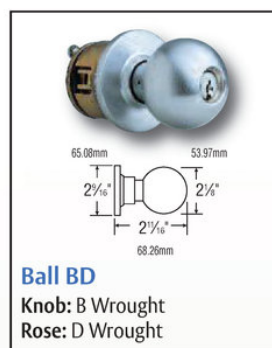
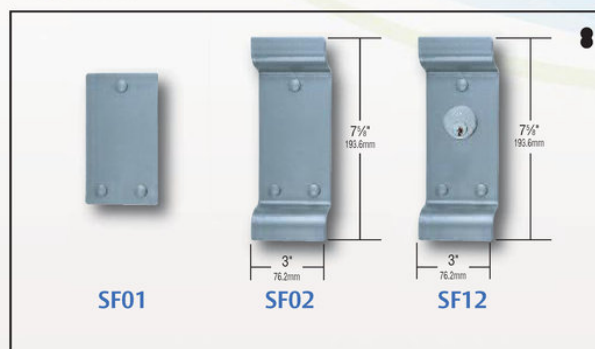


Plate Trim:



 Available for small format interchangeable core.