



**MB SENTINEL®**



## **Product Catalog**

Package Delivery & Return Solutions

# More Than a Delivery Drop Box.

The Next Generation of Package Safes.

Just as every family is different, every home is different, too—yet most delivery drop boxes on the market don't fit more than 20% of Amazon package sizes and lack accessibility features.

Our team set out to solve this problem. As a result, we invented the optimal modern home delivery experience.

Our team builds each package safe to order with your specifications, from a standalone curbside box model to elegant wall and fence inserts, and models made for multifamily properties.

We have designed tried-and-true ergonomic features for accessibility and fit in many different spaces—because everyone has a right to live life safer with less worry.

“ In a nutshell, our package safes are **genius made simple.**”



Driven by


# Sustainability

We are always aware of our sustainability initiatives in everything we do. Whenever possible, we source materials locally, and we make all our package safes right here in our Texas facility. MB Sentinel is driven by the data, and we make efforts to invent products that contribute to significant emissions reductions.

Innovated for

# Seamless Integration

Our models are designed to integrate the three most popular video doorbell systems to create an even more seamless, safe delivery experience: **Ring**, **Nest**, and **Control4 Smart Home OS**.





## Packages Only

Box Gobblers and Box Sentinels models are well suited for placements that do not require USPS letter mail features.

## Box Gobbler®



### CATEGORY

Packages Only

This through-wall package drop creates a safe space for package deliveries and manages the most common-sized boxes shipped.

### FEATURES

- ✓ The 14 × 28-inch wall opening and roller bottom door will move packages through walls with ease.
- ✓ K-Flex 2 inch Insulated door helps maintain heating and cooling efficiencies.
- ✓ 4-6 digit keypad controller unlocks the door, just enter the code, open the door and then place packages in.
- ✓ Top Quality Stainless Steel electronic rotary latch secures the door.
- ✓ Works great in combination with our 3-foot conveyor ramp.

# Box Gobbler® XL

# Box Sentinel® Straight Side



**CATEGORY**  
Packages Only

Lockable Single Door Wall Hatch great for commercial applications.

**FEATURES**

- ✓ Has a 28 × 28 inch opening for when the 94% of all packages isn't enough from our 1428 model.
- ✓ K-Flex 2 inch Insulated door helps maintain heating and cooling efficiencies.
- ✓ 4-6 digit keypad controller unlocks the door, just enter the code, open the door and then place packages in.
- ✓ Top Quality Stainless Steel electronic rotary latch secures the door.



**CATEGORY**  
Packages Only

This model is best if you only need inbound package delivery. This model may also be used for free standing applications and is available in dual door and single door configurations

**FEATURES**

- ✓ Keypad controller secures the front door and works well for multiple deliveries.
- ✓ Patented finger bottom design offers easy delivery and retrieval access by lifting the heaviest packages up and out when either door is opened.
- ✓ Can receive up to 22"x18"x16" packages (84% of all packages shipped).
- ✓ Interior cabinet light illuminates when either door is opened.
- ✓ Solar Power Options Available.



# Box Sentinel® XL

## CATEGORY

Packages Only

This extra large parcel only model works great for column, fence and stand alone placements. It is available as a single front door or dual door if you require rear door package retrieval. When integrated in a fence or column a second keypad is required to offer easy access to unlock the rear door.

## FEATURES

- ✓ Offers twice the capacity of our standard parcel safe and still features our patented finger bottom design that lifts parcels up and out when the door is opened.
- ✓ Speed limiters assist the door when opening and closing.
- ✓ Works well for multiple deliveries.
- ✓ Keypad access controls offers top security and easy access.
- ✓ Interior cabinet light comes on when the door is opened.
- ✓ Solar power options available.



“ This is one of the **best additions to our property I have purchased to date.**”

They have been extremely responsive to every call when I had a question during the order process and after the installation. Delivery services picked up on the change almost automatically and deliveries have been dry and secure. This will also add to property value at the time of sale.”

- Paul Muller





# Packages & Inbound Mail

If you don't send letters from your mailbox and only desire features that manage inbound letter mail and packages, this model is a highly favored solution.

## Box Sentinel® Letter Slot Straight Sided

### CATEGORY

Packages & Inbound Mail

This model is best if you only need inbound letter mail (not outbound letter mail) and package delivery. This model may also be used for free standing applications and is available in single and dual door configurations.

### FEATURES

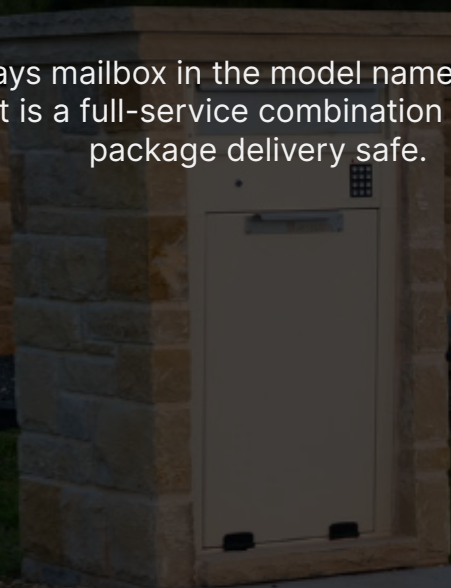
- ✓ Letter slot chutes mail to a separate drawer located above the parcel compartment.
- ✓ Keypad controller secures the front door and works well for multiple deliveries.
- ✓ Patented finger bottom design offers easy delivery and retrieval access by lifting the heaviest packages up and out when either door is opened.
- ✓ Can receive up to 22"x18"x16" packages (84% of all packages shipped).
- ✓ Interior cabinet light illuminates when either door is opened.





# Packages & Full Service Mailbox

If it says mailbox in the model name then that means it is a full-service combination mailbox and package delivery safe.



## Mailbox Sentinel®



### CATEGORY

Packages & Full Service Mailbox

This parcel safe can easily receive and return letter mail. It is available as a single door only.

### FEATURES

- ✓ Can receive up to 22"x18x16" packages (84% of all packages shipped).
- ✓ Interior cabinet light illuminates when either door is opened.
- ✓ Letter slot keeps mail separate from the package compartment on the front. Both letter and packages are accessible from the rear.
- ✓ Keypad controller secures the front door and works well for multiple deliveries.
- ✓ Patented finger bottom design offers easy delivery and retrieval access by lifting the heaviest packages up and out when either door is opened.
- ✓ Has a separate outbound letter compartment.
- ✓ Solar power options available.





# Mailbox Sentinel® XL

## CATEGORY

Packages & Full Service Mailbox

This extra large full-service mailbox and parcel safe works great for column, fence and stand alone placements. When integrated in a fence or column a second keypad is required to offer easy access to unlock the rear door.

## FEATURES

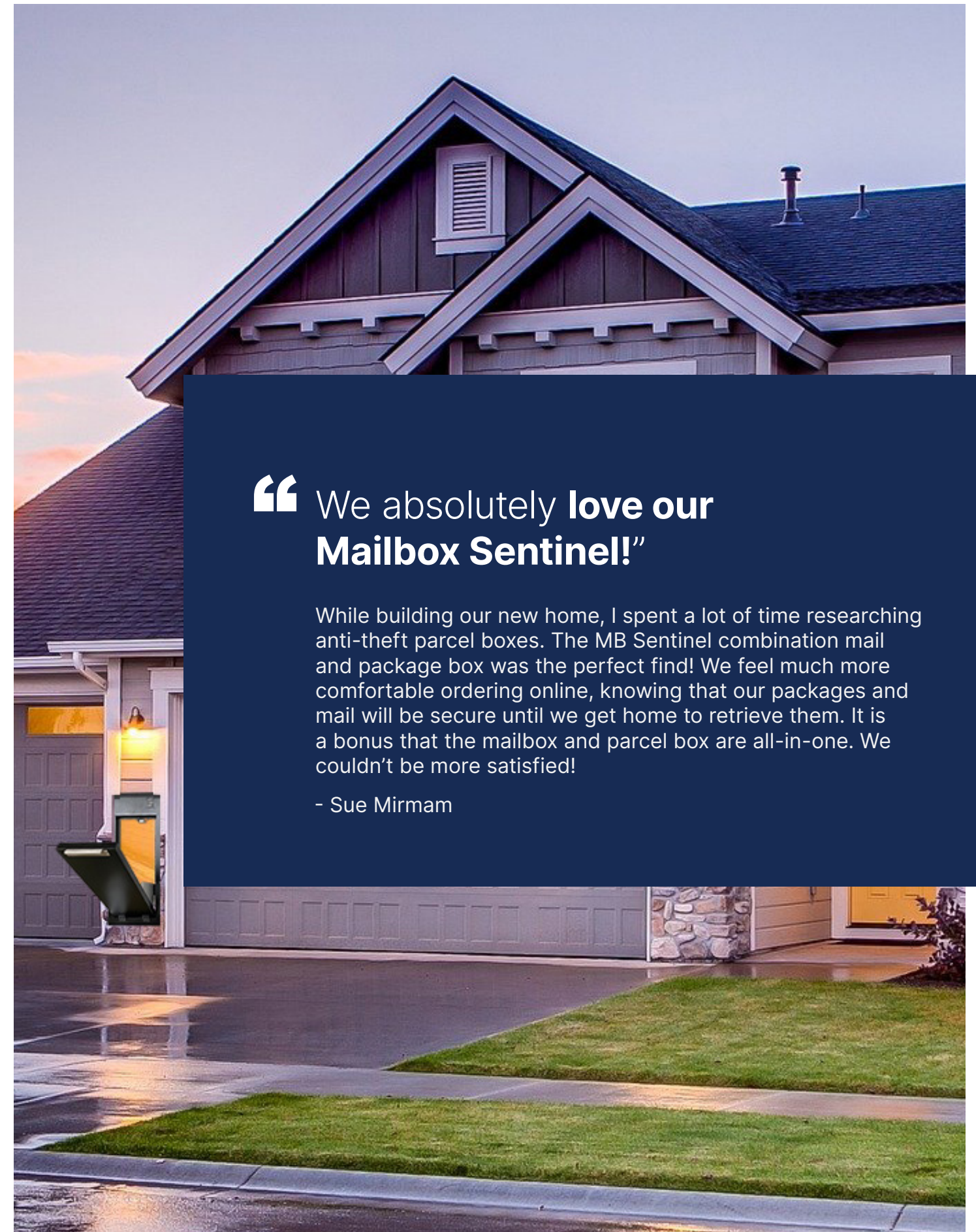
- ✓ Offers twice the capacity of our standard parcel safe.
- ✓ Speed limiters assist both doors.
- ✓ Patented finger bottom design offers easy delivery and retrieval access by lifting the heaviest packages up and out.
- ✓ Has a separate outbound letter compartment.
- ✓ Interior cabinet light comes on when either door is opened.
- ✓ Solar power options available.










“ We absolutely **love our Mailbox Sentinel!**”

While building our new home, I spent a lot of time researching anti-theft parcel boxes. The MB Sentinel combination mail and package box was the perfect find! We feel much more comfortable ordering online, knowing that our packages and mail will be secure until we get home to retrieve them. It is a bonus that the mailbox and parcel box are all-in-one. We couldn't be more satisfied!

- Sue Mirmam



| Product Comparison Chart        |  |  |  |
|---------------------------------|---|--|---|
|                                 | Box Gobbler®  | Box Gobbler® XL  | Box Sentinel® Straight Side   |
| Packages Only                   | <input checked="" type="checkbox"/>   | <input checked="" type="checkbox"/>  | <input checked="" type="checkbox"/>   |
| Inbound Mail & Packages         |   |  |   |
| Packages & Full Service Mailbox |   |  |   |
| <b>PLACEMENT</b>                |   |  |   |
| Exterior Wall                   | <input checked="" type="checkbox"/>   | <input checked="" type="checkbox"/>  | <input checked="" type="checkbox"/>   |
| Stand Alone & Column Inserts    |   |  | <input checked="" type="checkbox"/>   |
| <b>ADDITIONAL OPTIONS</b>       |   |  |   |
| Bricked or Stoned               |   |  | <input checked="" type="checkbox"/>   |
| Illuminated Address Placards    |   |  | <input checked="" type="checkbox"/>   |
| 12 Volts DC or 110 Volts AC     | <input checked="" type="checkbox"/>   | <input checked="" type="checkbox"/>  | <input checked="" type="checkbox"/>   |
| Solar Powered                   |   |  | <input checked="" type="checkbox"/>   |

|  |  |  |  |
|---|---|---|---|
| Box Sentinel® Letter Slot   | Box Sentinel® XL  | Mailbox Sentinel®   | Mailbox Sentinel® XL  |
|   | <input checked="" type="checkbox"/>   |   |   |
| <input checked="" type="checkbox"/>   |   |   |   |
|   |   | <input checked="" type="checkbox"/>   | <input checked="" type="checkbox"/>   |
| <input checked="" type="checkbox"/>   |   |   |   |
| <input checked="" type="checkbox"/>   | <input checked="" type="checkbox"/>   | <input checked="" type="checkbox"/>   | <input checked="" type="checkbox"/>   |
| <input checked="" type="checkbox"/>   | <input checked="" type="checkbox"/>   | <input checked="" type="checkbox"/>   | <input checked="" type="checkbox"/>   |
| <input checked="" type="checkbox"/>   | <input checked="" type="checkbox"/>   | <input checked="" type="checkbox"/>   | <input checked="" type="checkbox"/>   |
| <input checked="" type="checkbox"/>   | <input checked="" type="checkbox"/>   | <input checked="" type="checkbox"/>   | <input checked="" type="checkbox"/>   |

# FAQs

- **How do carriers know the code to open the box?**

Simply enter your box code to your ship-to address line when placing orders online. You can also catalog your code with UPS and FedEx!

---

- **How large of a package will the box hold?**

The box will hold a 22×18×16-inch package!

---

- **How do I find someone to install my box?**

Good question, if you do not have someone to complete your install, feel free to give us a ring, and we will gladly work to locate a reputable contractor.

---

- **What is the box made of?**

All aluminum and stainless steel, including the hardware.

---

- **Do you make a smaller architectural mailboxes?**

We can build anything, feel free to give us a ring to discuss your custom mailbox order.

---

- **What keeps someone from taking my custom mail or parcel safe box?**

For stand-alone outdoor placements, we recommend anchoring the box to a concrete pad.

---

- **Can anyone deliver packages to this box?**

All carriers can deliver to our boxes, but we do recommend that you contact the postal supervisor of your delivery area. Postal supervisors are very receptive to all of our products.

---

- **What video doorbells work with your parcel safe boxes?**

We actually designed the front faceplate of our boxes to accommodate video doorbells from Ring, Nest, and many others. Since our cabinet is made of aluminum, it makes for easy integration.

---

- **Can anyone deliver packages to this box?**

All carriers can deliver to our boxes, but we do recommend that you contact the postal supervisor of your delivery area. Postal supervisors are very receptive to all of our products.

---

- **What video doorbells work with your parcel safe boxes?**

We actually designed the front faceplate of our boxes to accommodate video doorbells from Ring, Nest, and many others. Since our cabinet is made of aluminum, it makes for easy integration.

---

- **How long does it take to build a box from the time it's ordered?**

Each box is customized to your specifications, please allow 3-4 weeks for us to prepare your order.

---

- **How do you ship the boxes?**

We use both national and regional LTL freight companies. Freight is built into the pricing of our units.

---

- **How heavy are these architectural mail and parcel safe boxes?**

Our boxes weigh from 165 -260 lbs depending on the model you choose.

---

- **Do you make wall inserts?**

Yes we do, in both fully enclosed cabinets and single door wall hatch models.

---

- **What is the difference between a Mailbox Sentinel and a Box Sentinel?**

All Mailbox Sentinels are full-service combination mail and parcel boxes, the Box Sentinel is a parcel only delivery box unless you select a Box Sentinel with a letter insert. The Box Sentinel with a letter slot does not have a space for outbound letter mail only for inbound.

---

- **How do I order these top quality parcel boxes, I can't find the buy button?**

Give us a call at 800-910-4251 for immediate service or go to the pricing tab to complete a preliminary estimate and we'll call you. Rest assured that we stand ready to help create the perfect delivery, and return solution at the best value.

---

- **Do you make secure free standing ballot boxes?**

Yes, we actually do, and they can also have features added later once the election season is over. You can make them work as sealed bid boxes, parcel delivery, and return boxes, or a combination letter and parcel box. They can always be converted back to a ballot box at any time by simply placing the ballot collection bracket, and ballot collection bag back in place.

---

- **What is the difference between your parcel safes and other drop boxes?**

For starters, our finger bottom design makes getting the packages out very easy and the electronic access controller works great for returns. Since our parcel safe hinges at the bottom, it allows you to manage much larger packages with ease. Every aspect of our design is based on quality from top to bottom!

---

- **Are your boxes USPS certified?**

We are not certified by the General Postmaster, but we do meet or exceed all standards and specifications when installed properly. We encourage you to call your local postmaster where in every case to date we have found great support and acceptance. Feel free to give us a ring as we're here to help!

---

# Connect with us.

We're here to help!



(800) 910-4251

[info@mbsentinel.com](mailto:info@mbsentinel.com)

970 W Lingleville Rd  
Stephenville, TX 76401



