



Montessori  
for Learning  
by  
Insightful Brain

# Parts of a Tree Activity Bundle

## Life Science

roots

leaves

tree

tree

This is the main support of the tree and is covered in bark.

The part of the tree that stores energy, supports the tree, and absorbs food and water from the soil.

A plant that has a trunk and develops branches, usually from the upper part.

trunk

roots

tree

Parts of a Tree

of the tree, leaves and

Parts of a Tree

Parts of a Tree


Parts of a Tree

Parts of a Tree




## Directions for Parts of a Tree Nomenclature Cards

1. Print out card set, labels, and control set on card stock and laminate.
2. Cut out card set, labels, and control set.
3. Demonstrate activity for child.
4. Place control set face down to the side of the workspace.
5. Mix up image cards and labels and place on workspace to the side.
6. Place all image cards in row(s) on workspace.
7. Pick up label card one at a time, model reading the label and say your thoughts aloud as you look at the image cards and choose the correct one for the label. Place the label below the correct image card. Repeat with the rest of the labels.
8. Demonstrate how to pick up the control cards one at a time and check answers.



roots





roots



## Directions for Parts of a Tree 3-Part Cards

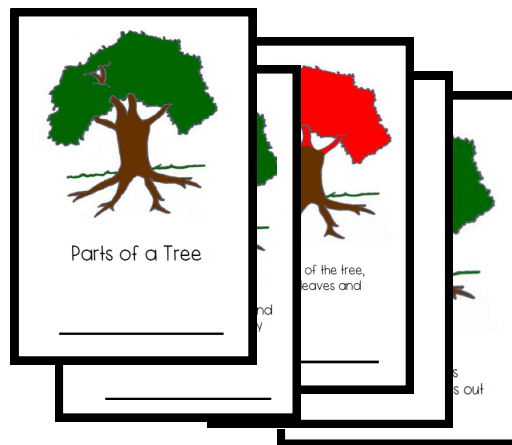
1. Print out card set, definitions, labels and control set on card stock and laminate.
2. Cut out card set, labels, definitions and control set.
3. Demonstrate activity for child.
4. Place control set face down to the side of the workspace.
5. Mix up image cards, labels and definitions and place on workspace to the side.
6. Place all image cards in row(s) on workspace.
7. Pick up label card one at a time, model reading the label and say your thoughts aloud as you look at the image cards and choose the correct one for the label. Place the label below the correct image card. Repeat with the rest of the labels.
8. Repeat process with the remaining labels and definitions.
8. Demonstrate how to pick up the control cards one at a time and check answers.





## Directions for Parts of a Tree Booklet

1. Pre-requisite materials: Nomenclature cards, 3-part cards, and/or reader.
2. Print out booklet pages. You can make a cover with construction paper or card stock and laminate cover pages. You can also laminate booklet pages and child can record leaf parts with wipe-off marker for re-use.
3. Demonstrate activity for child.
4. Pick up the booklet and discuss how interesting trees can be. Talk about how beneficial trees are to us, their characteristics, etc.
5. Open up the booklet and start looking at the pictures and read the words together.
6. Talk about the tree part and record the name of that tree part.
7. Demonstrate how to use the 3-part card control cards to self-check.

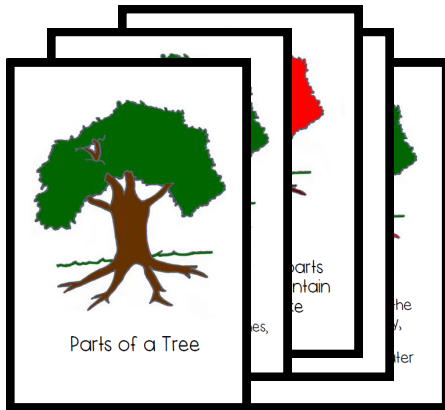




## Directions for Parts of a Tree Reader and Bonus Pages

1. Print out reader pages. You can make a cover with construction paper or card stock and laminate cover pages.
2. Demonstrate activity for child.
3. Pick up reader and discuss how interesting and essential trees are in our lives. Point out characteristics of trees, etc.
4. Open up the reader and start looking at the pictures and read the words together.

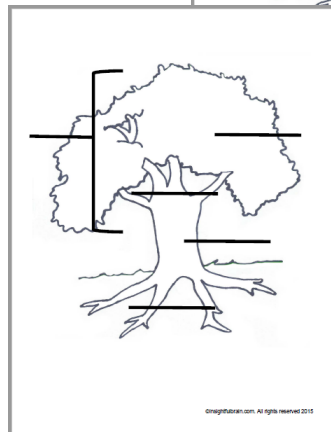
### Reader



### Coloring Page



### Tree Parts Labeling Page





Thank you for downloading the Parts of a Tree Activity Bundle  
from InsightfulBrain

Please visit my store for more freebies and great educational resources.  
[www.insightfulbrain.com](http://www.insightfulbrain.com)

#### Terms of Use

This educational work by InsightfulBrain is for personal use. You make multiple copies of this work for your classroom. You may not sell this product. If you post this product on your website, blog, or any location, it must link back to my store. Please do not distribute (or sell) digital files (or printed) to others (please share the direct download link instead). If you like this educational resource, sharing the TeachersPayTeachers link to my store is greatly appreciated. [www.insightfulbrain.com](http://www.insightfulbrain.com)

Frames on pages 1-3 of this download are courtesy of Oodles For Little Noodles.

Please visit her store at:

<https://www.teacherspayteachers.com/Store/Oodles-For-Little-Noodles>

All copyrights for the frames on pages 1-3 remain with  
©OodlesForLittleNoodles

Font used in this download is courtesy of Jessica Ann Stanford  
Please visit her store at:


<https://www.teacherspayteachers.com/Store/Jessica-Ann-Stanford>

All copyrights for the frames on the picture/label cards remain with  
©JessicaAnnStanford


White background tile courtesy of:

[\\*https://www.freepik.com/photos/kitchen-tiles](https://www.freepik.com/photos/kitchen-tiles)


\*>Kitchen tiles photo created by topntp26 - [www.freepik.com](http://www.freepik.com)




tree



leaves




roots



branches








trunk




crown











A plant that has a trunk and develops branches, usually on its upper part.

tree




This part of the tree contains chlorophyll and makes food for the tree.

leaves




The part of the tree that stores energy, supports the tree, and absorbs food and water from the soil.

roots




The parts of the tree that is made of wood and grows out from the trunk of the tree.

branches




This is the main support of the tree and is covered with bark.

trunk




The upper part of the tree, which includes leaves and branches.

crown




A plant that has a trunk and develops branches, usually on its upper part.

tree



This part of the tree contains chlorophyll and makes food for the tree.

leaves



The part of the tree that stores energy, supports the tree, and absorbs food and water from the soil.

roots



The parts of the tree that is made of wood and grows out from the trunk of the tree.

branches



This is the main support of the tree and is covered with bark.


trunk



The upper part of the tree, which includes leaves and branches.


crown

# Parts of a Tree Booklet



Parts of a Tree


---



A plant that has a trunk and develops branches, usually on its upper part.

---





This part of the tree contains chlorophyll and makes food for the tree.

---




The parts of the tree that is made of wood and grows out from the trunk of the tree.

---




The upper part of the tree,  
which includes leaves and  
branches.

---



The part of the tree that stores  
energy, supports the tree, and  
absorbs food and water from  
the soil.

---




This is the main support of the tree and is covered with bark.

---


If you would like to make a "cover" for your book out of cardstock or construction paper, the following label is provided to affix to the cover.

Parts of a Tree


# Parts of a Tree Reader




Parts of a Tree




A tree is a plant that has a trunk and develops branches, usually on its upper part.



The leaves are the parts of the tree which contain chlorophyll and make food for the tree.



The roots are part of the tree that stores energy, supports the tree, and absorbs food and water from the soil.



The branches are parts of the tree that are made of wood and grow out from the trunk of the tree.



The crown is the upper part of the tree, which includes leaves and branches.



The trunk is the main support of the tree and is covered with bark.

If you would like to make a "cover" for your book out of cardstock or construction paper, the following label is provided to affix to the cover.

Parts of a Tree



## Directions for Tree Coloring Pages

Two different tree coloring pages are provided.

Tree page without labels:

Child colors tree and choose to label parts if they wish.

Tree page with labels:

Child colors tree and labels the tree parts.

