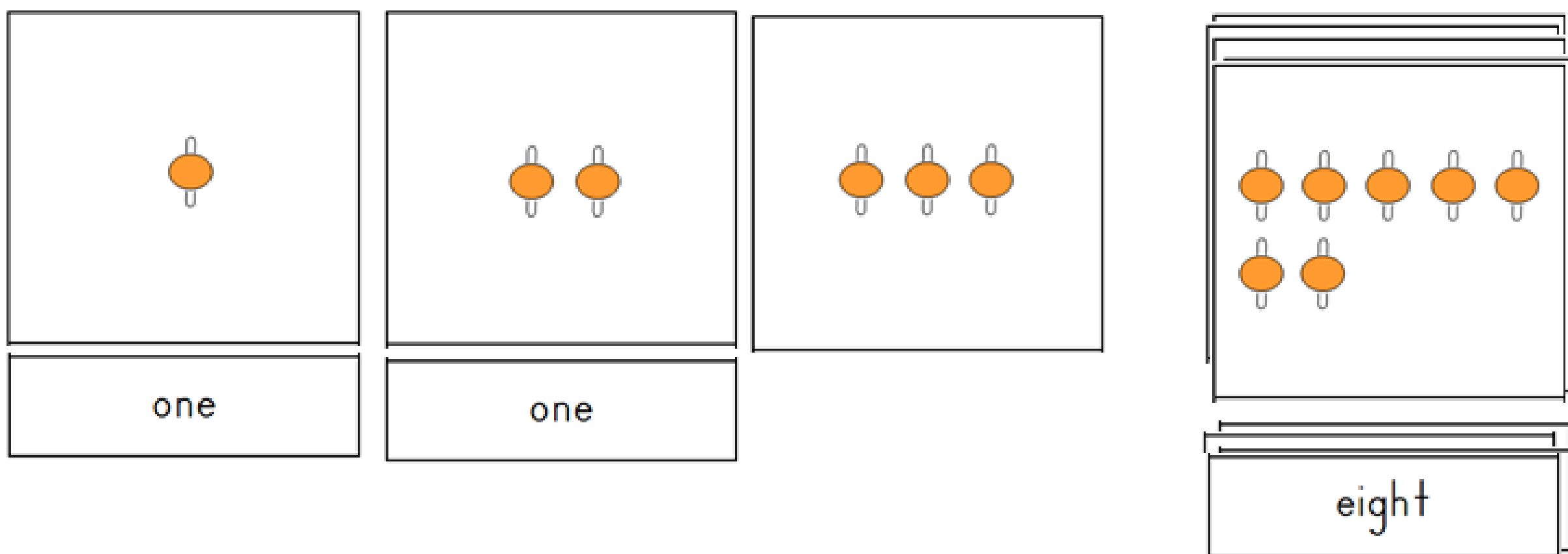




How Many? With Golden Beads Numbers 1-10 Counting Activity Set

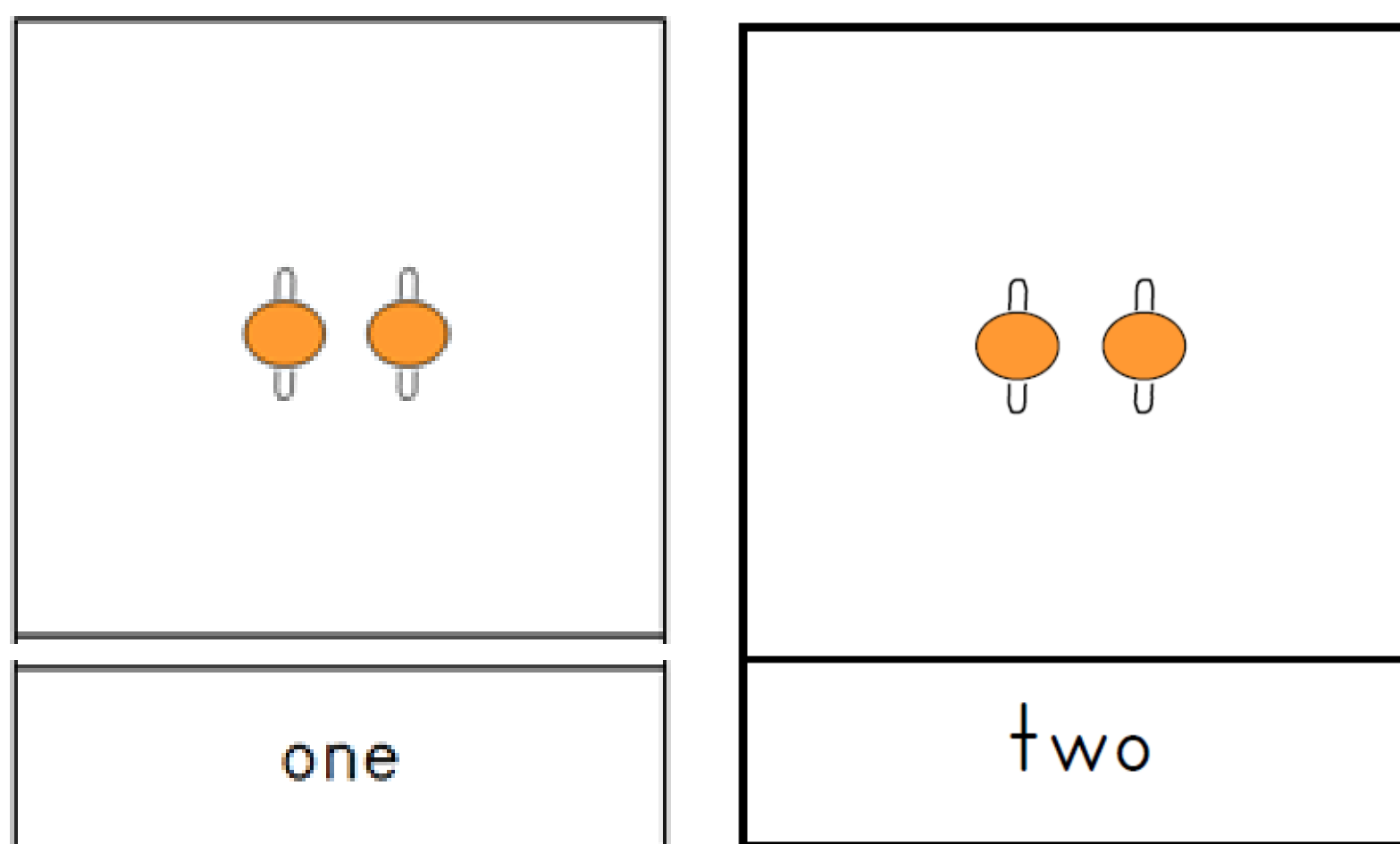
Number Sense





Directions for How Many? Counting Card Set

1. Print out 2 copies of the cards and laminate.
 - a. For one set: leave picture and word attached.
 - b. For second set: separate picture and word into 2 different pieces
2. As an introductory lesson, students can match the correct picture to the control card and then find the label that matches the correct word.
3. After that skill is mastered, the student can put the control cards to the side and then match the word to the correct picture and check it with the control card after all the matches have been made.





Thank you for downloading the How Many? Counting Activity Set
from InsightfulBrain

Please visit my store for more freebies and great educational resources.
www.insightfulbrain.com

Terms of Use

This educational work by InsightfulBrain is for personal use. You make multiple copies of this work for your classroom. You may not sell this product. If you post this product on your website, blog, or any location, it must link back to my store. Please do not distribute (or sell) digital files (or printed) to others (please share the direct download link instead). If you like this educational resource, sharing the TeachersPayTeachers link to my store is greatly appreciated.
www.insightfulbrain.com

Frames on pages 1-3 of this download are courtesy of Oodles For Little Noodles.
Please visit her store at:

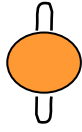
<https://www.teacherspayteachers.com/Store/Oodles-For-Little-Noodles>

All copyrights for the frames on pages 1-3 remain with
©OodlesForLittleNoodles

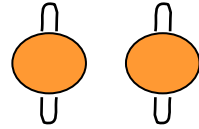
Font used in this download is courtesy of Jessica Ann Stanford Please visit her store
at: <https://www.teacherspayteachers.com/Store/Jessica-Ann-Stanford>

All copyrights for the frames on the picture/label cards remain with
©JessicaAnnStanford

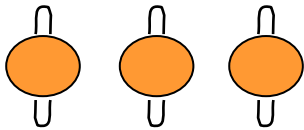
White background tile courtesy of:
"<https://www.freepik.com/photos/kitchen-tiles>
>Kitchen tiles photo created by topntp26 - www.freepik.com



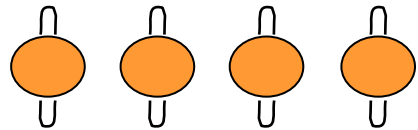
one



two



three



four

