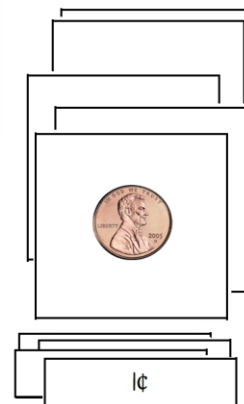






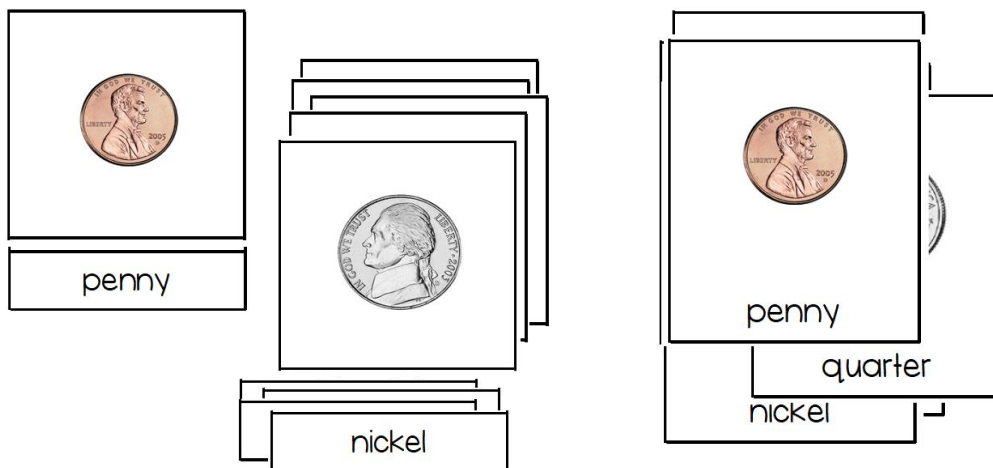
Coin Nomenclature

Sets 1 & 2



Directions for Coin Nomenclature Sets 1 & 2

1. Print out copy of coin nomenclature cards and answer cards. Using cardstock and laminating cards will allow for longer use.
2. Demonstrate activity for child.
3. As an introductory lesson, your child can match the correct picture to the control card and then find the label and description that matches the correct picture. If this is a new activity, the child can place the coin image picture and label on top of the control (answer) card to match them.
4. For more advanced work, student keeps control cards facing down and then matches the description and label to the picture without the assistance of the control card. After all pictures, descriptions, and labels are matched, your child can check their work with control (answer) cards.
5. Child can check accuracy with control card.(Laminate control cards
6. There are 2 sets of cards. Objective of one set is for child to match coin name to the coin image. Objective of other set is for child to match coin amount to coin image.



Thank you for downloading Coin Nomenclature
Sets 1 & 2
from InsightfulBrain

Terms of Use

This educational work by InsightfulBrain is for personal use. You make multiple copies of this work for your classroom. You may not sell this product. If you post this product on your website, blog, or any location, it must link back to my TPT store. Please do not distribute (or sell) digital files (or printed) to others (please share the direct download link instead). If you like this educational resource, sharing the TeachersPayTeachers link to my store is greatly appreciated.

<https://www.teacherspayteachers.com/Store/Insightful-Brain>

Frames on pages 1-3 of this download are courtesy of Oodles For Little Noodles.

Please visit her store at:

<https://www.teacherspayteachers.com/Store/Oodles-For-Little-Noodles>

All copyrights for the frames on pages 1-3 remain with
©OodlesForLittleNoodles

Font used in this download is courtesy of Jessica Ann Stanford

Please visit her store at:

<https://www.teacherspayteachers.com/Store/Jessica-Ann-Stanford>

All copyrights for the frames on the picture/label cards remain with ©JessicaAnnStanford

We would accomplish many more things if
we did not think of them as impossible.

--Vince Lombardi



penny



penny



nickel



nickel



dime



dime



quarter



quarter



half-dollar



half-dollar



penny



penny



nickel



nickel



dime



dime



quarter



quarter



half-dollar



half-dollar



1¢



1¢



5¢



5¢



10¢



10¢



25¢



25¢



50¢



50¢



1¢



1¢



5¢



5¢



1 0¢



1 0¢



25¢



25¢



50¢



50¢