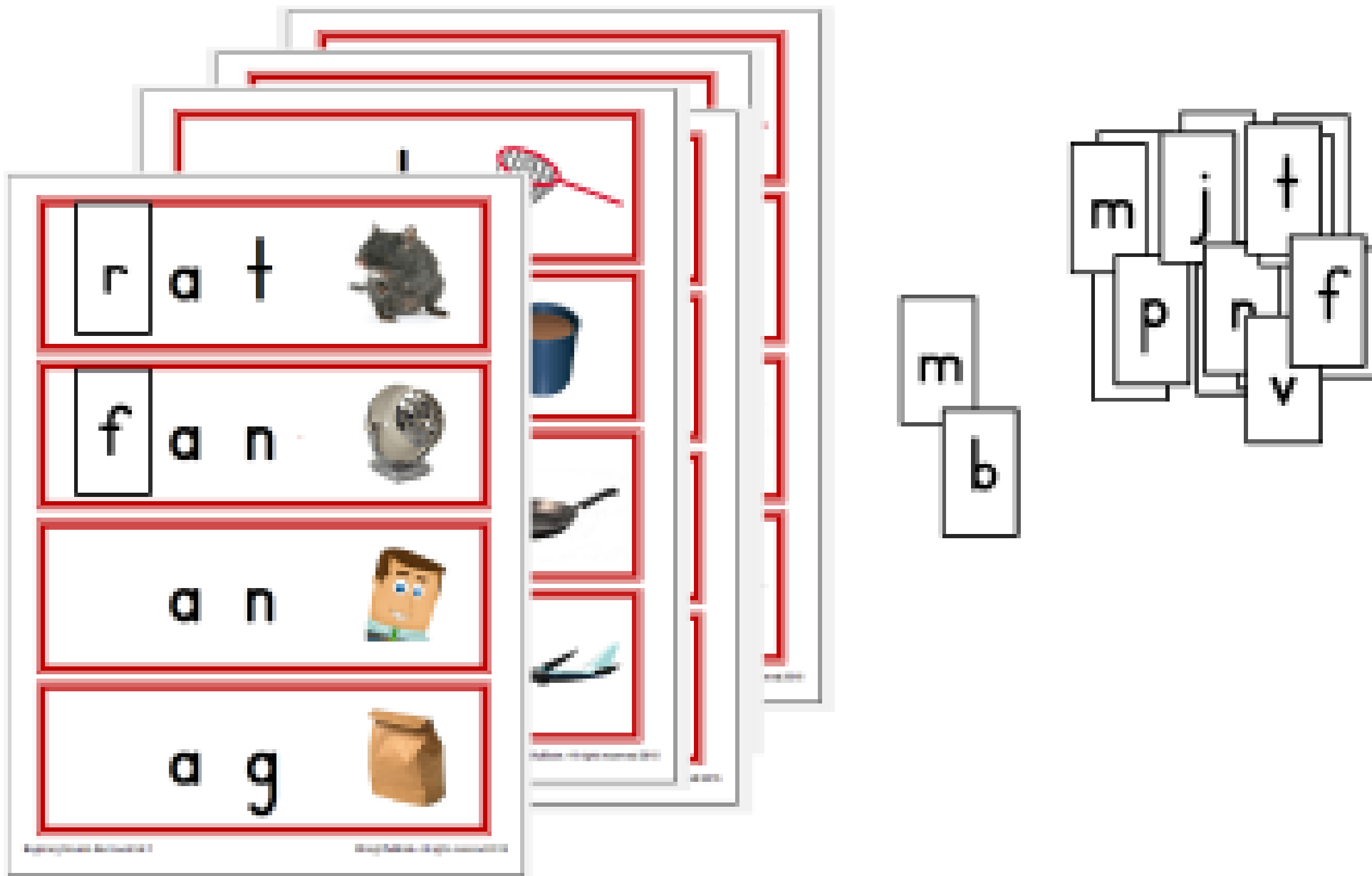




Beginning Sound Activity Set

Beginning Reader Red Level: Set 1
C-V-C Pattern Words



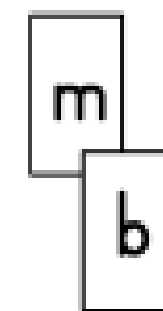
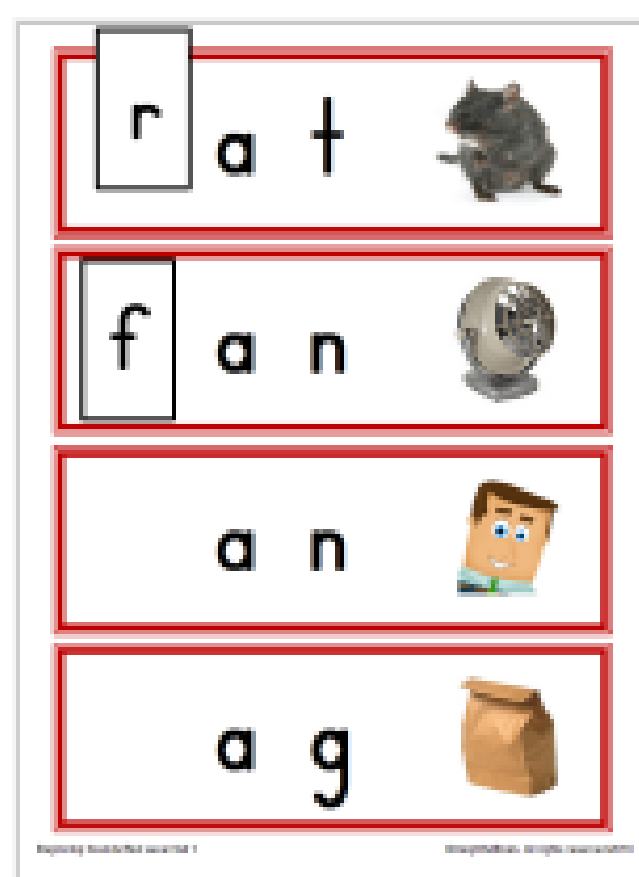



Directions for Beginning Sound Activity Cards

1. Print out beginning sound cards on cardstock. Laminate for durability.
2. Print out letter cards and laminate. Cut out individual letters.
3. Separate card sets and the letters that belong to each set.
4. Model for the child how to work through the activity. Place one card in the workspace and point to all the pictures on the card and say the name of each image. Then, point to the first image and say its name, then say it slowly to isolate the sound of each letter sound. Then say the sound of the first letter as you look through the letter cards that are to the side of the workspace. Find the letter that matches that image's beginning sound. Work through your thought process aloud, so the child can see and hear how you are choosing the letters for the cards.
5. Print out and laminate answer cards, so children can self-check their work.

Have answer cards accessible for student self-checking

**Cards are designed so that the guide/teacher can utilize as one large card, or separate into half or quarter sheets






Thank you for downloading the Red Level I Beginning Sounds
Activity from InsightfulBrain

Please visit my store for more freebies and great educational resources.
www.insightfulbrain.com

Follow Me:



Terms of Use

This educational work by InsightfulBrain is for personal use. You make multiple copies of this work for your classroom. You may not sell this product. If you post this product on your website, blog, or any location, it must link back to my store. Please do not distribute (or sell) digital files (or printed) to others (please share the direct download link instead). If you like this educational resource, sharing the link to my store is greatly appreciated.

www.insightfulbrain.com

Frames on pages 1-3 of this download are courtesy of Oodles For Little Noodles.

Please visit her store at:

<https://www.teacherspayteachers.com/Store/Oodles-For-Little-Noodles>

All copyrights for the frames on pages 1-3 remain with

@OodlesForLittleNoodles

Font used in this download is courtesy of Jessica Ann Stanford Please visit her store

at: <https://www.teacherspayteachers.com/Store/Jessica-Ann-Stanford>

All copyrights for the frames on the picture/label cards remain with

@JessicaAnnStanford

White background tile courtesy of:


<https://www.freepik.com/photos/kitchen-tiles>

*>Kitchen tiles photo created by topntp26 - www.freepik.com


a t



a n




a n



a g



e t




u g



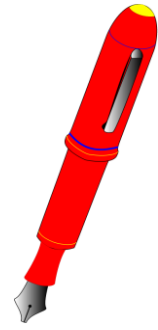
a n



e t



e n



u g



i d



u n



e n 10


u t



o x



e n



u t



a t



i n



a t



a t



o p



u g



e t



u s



i g



o g



e d




j	w	c	p	p	p	l
t	t	n	n	b	b	v
b	b	b	d	f	h	s
h	h	m	m	r	r	r


r a t



f a n




m a n



b a g



n e t




m u g



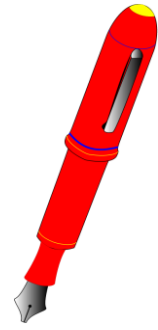
p a n




j e t



p e n



r u g



l i d



s u n



t e n 10


n u t



b o x



h e n



h u t



b a t



p i n



c a t



h a t



t o p



b u g



v e t



b u s



w i g



d o g



r e d

