



# 13" Simple Charcoal Grill



**READ INSTRUCTIONS BEFORE USE.**  
**Place the barbecue on an even, stable and heat-resistant surface.**

## Assembly

- To avoid losing any small components or hardware, assemble your product on a hard, level surface that does not have cracks or openings.
  - Clear an area large enough to lay out all components and hardware.
  - When applicable, tighten all hardware connections by hand first. Once the step is completed, go back and fully tighten all hardware.
  - Follow all steps in order to properly assemble your barbecue.
- Remove all contents from the carton packaging. Make sure all parts are present before attempting assembly. Once the barbecue is fully assembled, go back and check to make sure all the bolts are secure. Tighten again using a screwdriver.

## BE CAREFUL WITH SHARP EDGES

Every effort has been made in the manufacturing of the barbecue to remove sharp edges, however, you should handle all parts with care to avoid possible injury.



BQ230 | PR4771

The best and safest way to light the barbecue is with fire starters. To avoid burns do not touch the metal parts of the barbecue until they have completely cooled down (about 45 min.) unless you are wearing protective gear (pot holders, gloves, BBQ mittens, etc.).

Let the barbecue burn for at least 30 minutes before using for it the first time. Recommended fuel is charcoal or briquettes. Maximum amount of fuel: 1.8kg. Do not place fuel directly onto the bottom of the barbecue. Place fuel only on the charcoal pan/grid. Arrange and light fuel per instructions on fuel package. Do not cook before the fuel has a coating of ash. Always wear protective gloves when adding fuel to retain desired heat level. While wearing protective gloves, carefully spread coals evenly across a charcoal grid with a long handle tool.

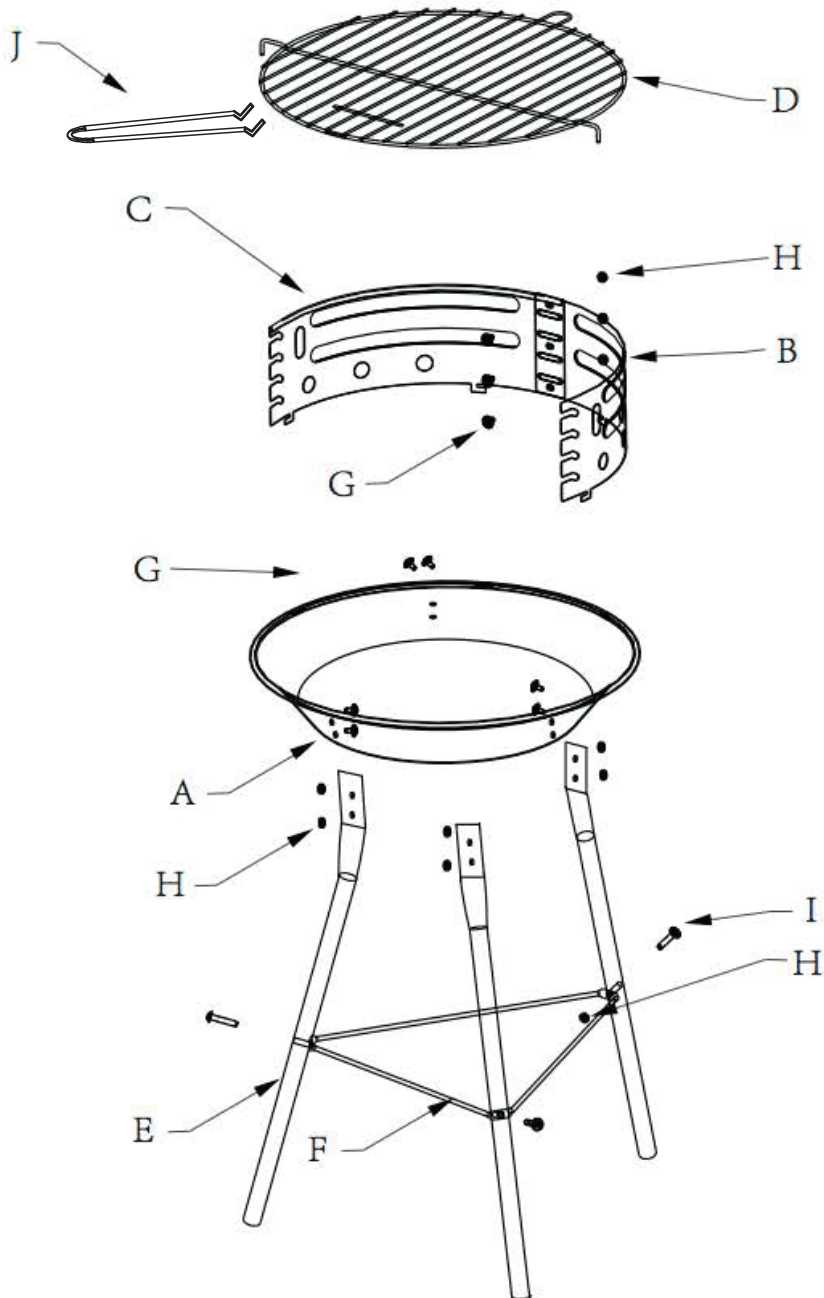
**WARNING! This barbecue will become very hot, do not move it during operation. Do not use indoors!**

**WARNING! Do not use spirit or petrol for lighting or relighting!**

**WARNING! Keep children and pets away.**

**Caution! Danger of carbon monoxide poisoning. Don't operate the barbecue in enclosed spaces, use only outdoors.**

**Do not place the barbecue on a table or platform. Do not use the barbecue in a confined and/or habitable space e.g. houses, tents, caravans, motor homes, boats. Danger of carbon monoxide poisoning fatality.**



# LENOXX®

www.lenoxx.com.au



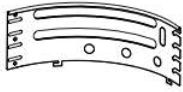







1300 666 848

LenoxxElectronics

LenoxxElectronics

@LenoxxAustralia

  
 excl. / Exkl. / nezahr.  
 nie zawiera / искл. / dahil  
 deġil / ekskl. / nem tart.  
 ei sis. / αποκλειστική / bez.

Part No.	Picture	Qty	Part No.	Picture	Qty
A		1	F		1
B		1	G		9
C		1	H		12
D		1	I		3
E		3	J		1